

## ▶ Additional Resources for Using Smarty Ants® at Home

As an involved parent, you – and up to four additional family members – can receive **Daily Woof** e-newsletters that celebrate the learning performance of your favorite “smart ant.”

Every time your child uses Smarty Ants, a Daily Woof email will automatically notify you about their progress and accomplishments they had during the session.

These emails also include a link to the Daily Woof website where you will find other helpful materials, such as digital books, story recordings for your review, and more.

Use Daily Woof resources to help your child get the right start with learning how to read. Talk to your child’s teacher to get set up today!



### Any Place, Any Time

Smarty Ants’ mobile apps empower 24/7 learning, on iPads and other tablets. Download the iPad®, Android™ or Kindle® apps today.



Is your child already reading?  
Ask your child’s teacher about KidBiz3000!

For customer support, please contact us at **877-235-2525** or [support@achieve3000.com](mailto:support@achieve3000.com)



## TOGETHER WITH YOUR SCHOOL, SMARTY ANTS® BUILDS THE FOUNDATION FOR LIFELONG LITERACY



Achieve3000’s digital solutions reach all students one-on-one, at their individual reading levels, to:

- ✓ Accelerate learning
- ✓ Boost literacy skill gains
- ✓ Prepare them for future high-stakes tests

Learn how to monitor and support your child’s reading skill growth with the Smarty Ants Parent Dashboard



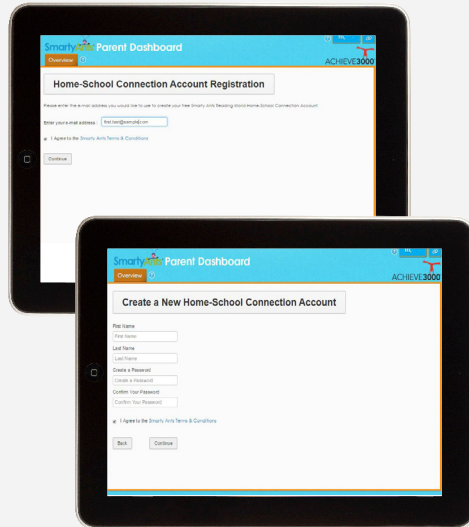
# Getting Started with the Parent Dashboard

With the Smarty Ants Parent Dashboard, you can encourage your child's reading development at home or on the go! Here's how you can get started and be a part of what your child is doing at school.

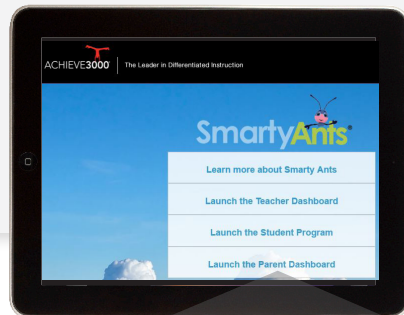
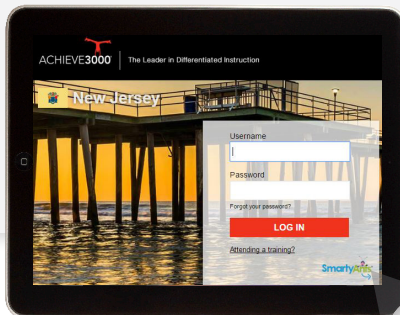
## Set Up Your Parent Dashboard Account

Your child's teacher will send you an email with instructions for setting up your username and password. You can also call 877-235-2525 for this information.

1. Click the "Activate My Free Home-School Connection" link in the email.
2. Enter your email address and agree to the Smarty Ants Terms & Conditions, then click Continue.
3. Enter your first and last name, and create a password. Be sure to record this information.
4. Click Continue to access the Smarty Ants Parent Dashboard.



Once your Parent Dashboard account is set up, use [portal.achieve3000.com](http://portal.achieve3000.com) to log in. Click on the **Smarty Ants logo**, then click **Launch the Parent Dashboard**.



Launch the Parent Dashboard

# Using the Parent Dashboard

Use the Parent Dashboard to get engaged in your child's learning. With only a few clicks, you can access tools that will help you to support and monitor your child's progress with Smarty Ants.



- A Student name:** Use the student selector if you have more than one child enrolled in Smarty Ants
- B Español button:** Toggle between English and Spanish
- C Progress:** Access lesson resources and progress data
- D Lesson Info button:** Click for access to all the resources for the lesson, such as Teacher's Guide pages, instructional videos, standards alignments, and more
- E Initial and Current Lesson bar:** See where your child started and how much progress he or she has made to date
- F Progress for the Week and Year:** Monitor how much time your child spends using the program, weekly or for the whole school year. The closer to the weekly goal, the higher the reading gains!
- G Time at Home:** Keep an eye on at-home use (after 3 pm each day) for a big impact on reading skills growth. Smarty Ants automatically tailors instruction according to your child's individual skill level and learning needs to maximize the impact of independent work. Try setting aside dedicated reading time – and don't forget to provide encouragement!
- H Get Involved at Home section:** Access resources for your child's current lesson, as well as the last lesson completed
- I Speaker icon:** Review your child's reading recordings
- J Stories:** Print stories your child has read
- K Worksheets:** Print worksheets for extra practice at home
- L Help:** See specific teaching tips on what your child needed help with

NOTE: The full version of Parent Dashboard is shown here. Your Parent Dashboard may display less data. Your child's school district determines which version of the Parent Dashboard is available for you. Contact your child's teacher if you wish to see more (or less) information.