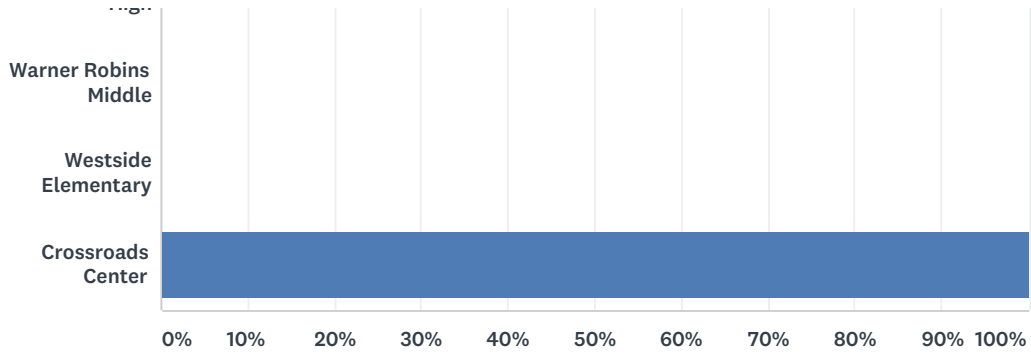


Q1 My child attends

Answered: 25 Skipped: 0

CB Watson Primary									
Centerville Elementary									
Eagle Springs Elementary									
Huntington Middle									
Lindsey Elementary									
Miller Elementary									
Morningside Elementary									
Northside Elementary									
Northside High									
Northside Middle									
Parkwood Elementary									
Pearl Stephens Elementary									
Perry High									
Perry Middle									
Russell Elementary									
Shirley Hills Elementary									
Thomson Middle									
Tucker Elementary									
Warner Robins High									

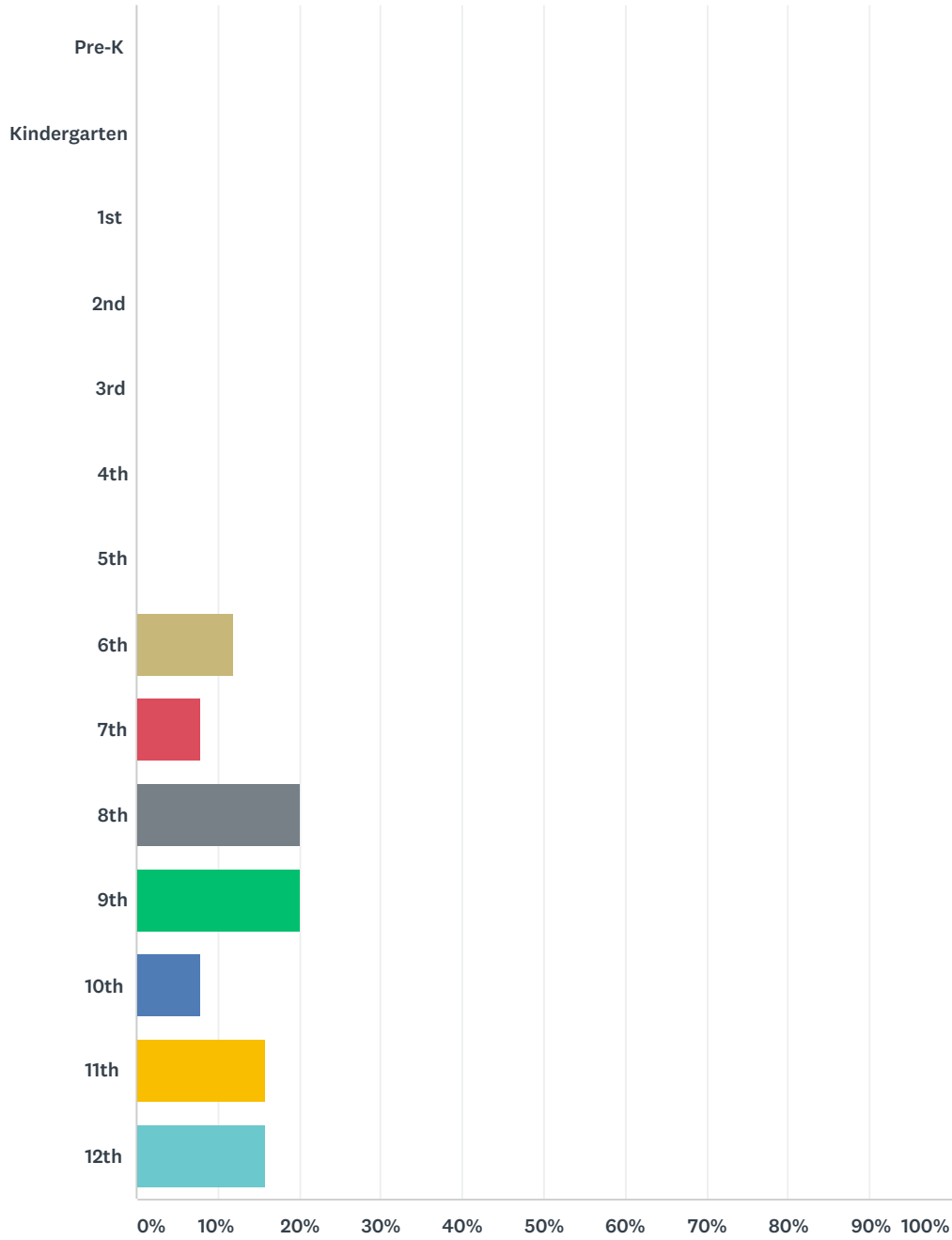
Houston County Title I Parent Satisfaction Survey 2018



ANSWER CHOICES	RESPONSES	
CB Watson Primary	0.00%	0
Centerville Elementary	0.00%	0
Eagle Springs Elementary	0.00%	0
Huntington Middle	0.00%	0
Lindsey Elementary	0.00%	0
Miller Elementary	0.00%	0
Morningside Elementary	0.00%	0
Northside Elementary	0.00%	0
Northside High	0.00%	0
Northside Middle	0.00%	0
Parkwood Elementary	0.00%	0
Pearl Stephens Elementary	0.00%	0
Perry High	0.00%	0
Perry Middle	0.00%	0
Russell Elementary	0.00%	0
Shirley Hills Elementary	0.00%	0
Thomson Middle	0.00%	0
Tucker Elementary	0.00%	0
Warner Robins High	0.00%	0
Warner Robins Middle	0.00%	0
Westside Elementary	0.00%	0
Crossroads Center	100.00%	25
TOTAL		25

Q2 Select the grade that your child is currently in.

Answered: 25 Skipped: 0



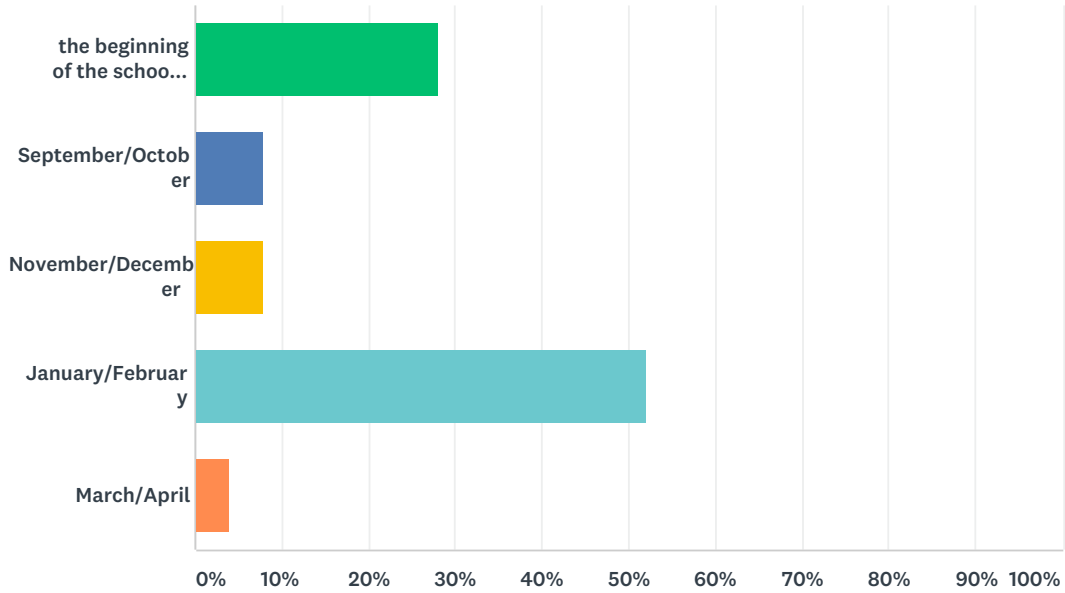
ANSWER CHOICES	RESPONSES
Pre-K	0.00% 0
Kindergarten	0.00% 0
1st	0.00% 0
2nd	0.00% 0
3rd	0.00% 0

Houston County Title I Parent Satisfaction Survey 2018

4th	0.00%	0
5th	0.00%	0
6th	12.00%	3
7th	8.00%	2
8th	20.00%	5
9th	20.00%	5
10th	8.00%	2
11th	16.00%	4
12th	16.00%	4
TOTAL		25

Q3 My child has been enrolled at this school since

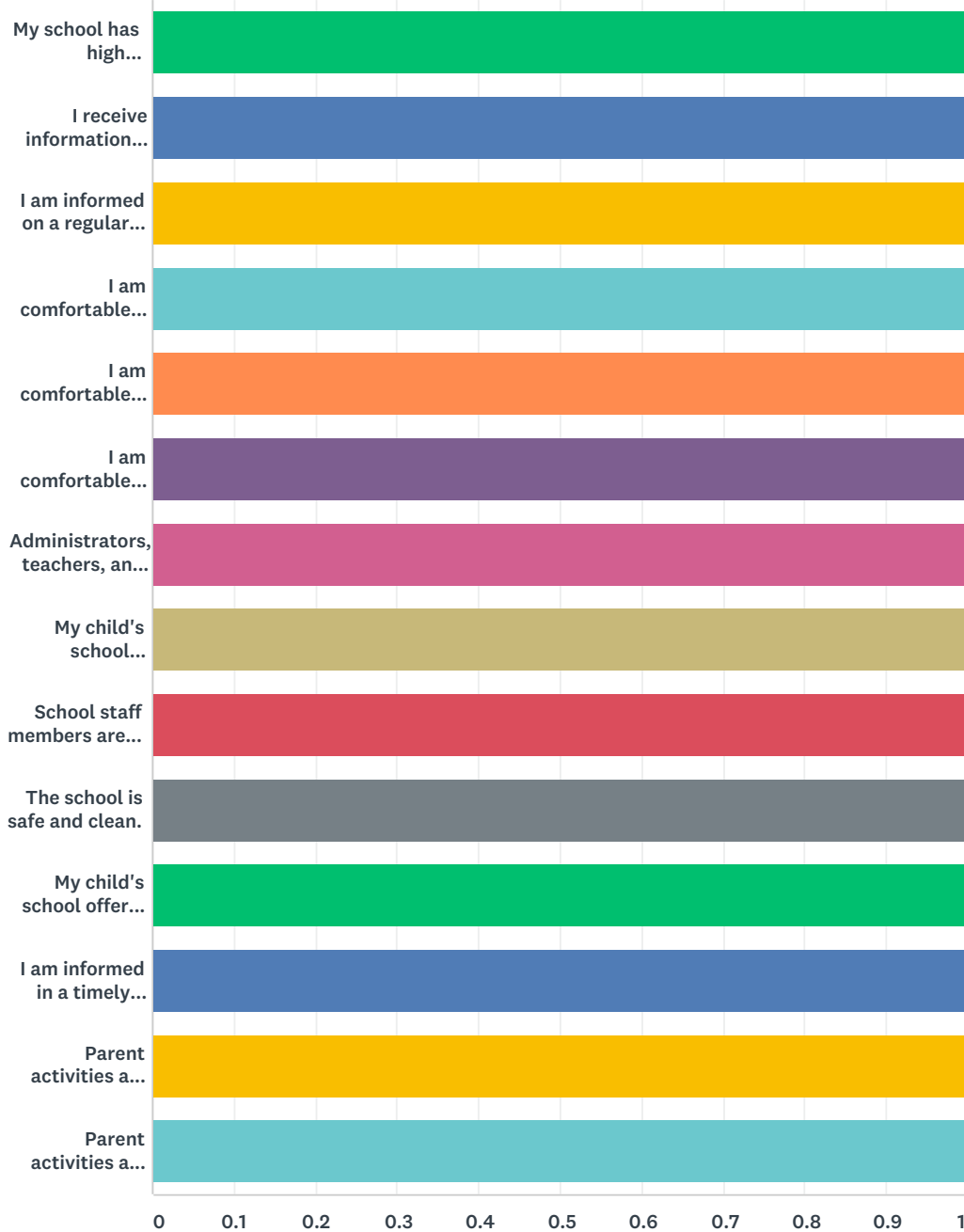
Answered: 25 Skipped: 0



ANSWER CHOICES	RESPONSES	
the beginning of the school year	28.00%	7
September/October	8.00%	2
November/December	8.00%	2
January/February	52.00%	13
March/April	4.00%	1
TOTAL		25

Q4 Please read each statement below, and indicate how much you agree or disagree.

Answered: 25 Skipped: 0



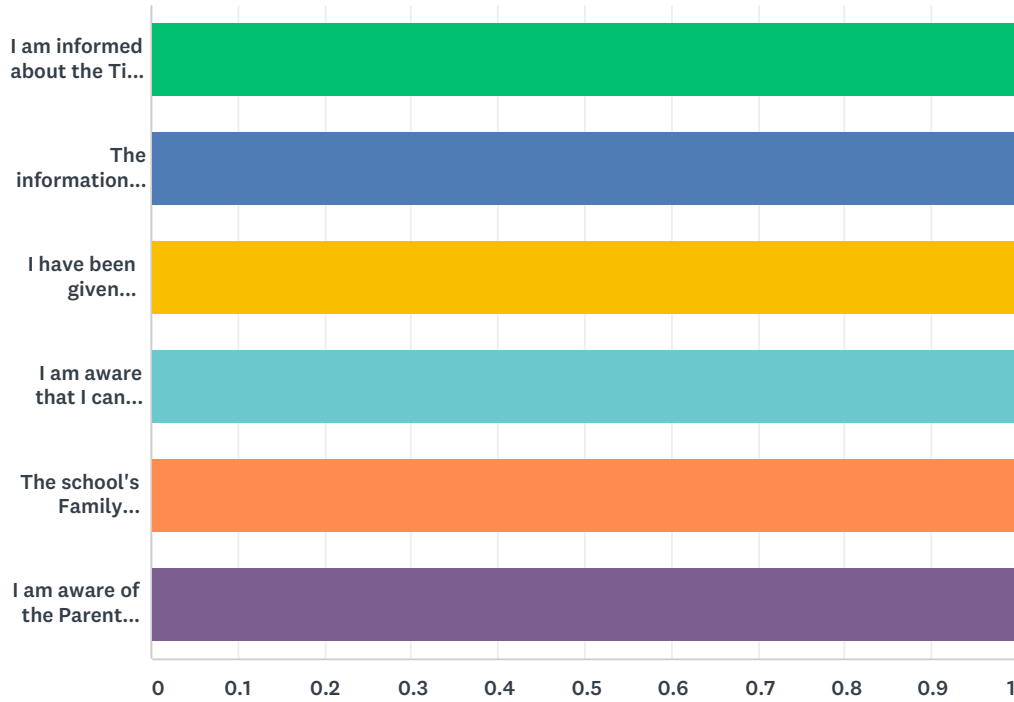
	ALL THE TIME	MOST OF THE TIME	SOME OF THE TIME	NONE OF THE TIME	TOTAL	WEIGHTED AVERAGE
My school has high expectations for student achievement.	62.50% 15	20.83% 5	16.67% 4	0.00% 0	24	1.00
I receive information about grade-level standards and the academic requirements for my child's grade level.	58.33% 14	20.83% 5	16.67% 4	4.17% 1	24	1.00

Houston County Title I Parent Satisfaction Survey 2018

I am informed on a regular basis about my child's academic progress.	48.00% 12	20.00% 5	20.00% 5	12.00% 3	25	1.00
I am comfortable communicating with administrators at my child's school.	83.33% 20	12.50% 3	0.00% 0	4.17% 1	24	1.00
I am comfortable communicating with my child's teacher(s).	79.17% 19	12.50% 3	8.33% 2	0.00% 0	24	1.00
I am comfortable communicating with front office staff members at my child's school.	91.67% 22	0.00% 0	4.17% 1	4.17% 1	24	1.00
Administrators, teachers, and staff members openly communicate with parents.	66.67% 16	20.83% 5	12.50% 3	0.00% 0	24	1.00
My child's school encourages parental engagement and volunteerism.	56.52% 13	17.39% 4	8.70% 2	17.39% 4	23	1.00
School staff members are friendly, and I generally feel welcome at the school.	79.17% 19	12.50% 3	8.33% 2	0.00% 0	24	1.00
The school is safe and clean.	66.67% 16	16.67% 4	16.67% 4	0.00% 0	24	1.00
My child's school offers workshops or activities that educate/inform parents about the curriculum and how to help improve students' success in school.	60.87% 14	17.39% 4	17.39% 4	4.35% 1	23	1.00
I am informed in a timely manner about parent activities and events.	54.17% 13	33.33% 8	4.17% 1	8.33% 2	24	1.00
Parent activities and workshops are offered at various times.	52.17% 12	26.09% 6	17.39% 4	4.35% 1	23	1.00
Parent activities and opportunities are useful and beneficial.	60.87% 14	26.09% 6	13.04% 3	0.00% 0	23	1.00

Q5 Please read the following statements and respond to each.

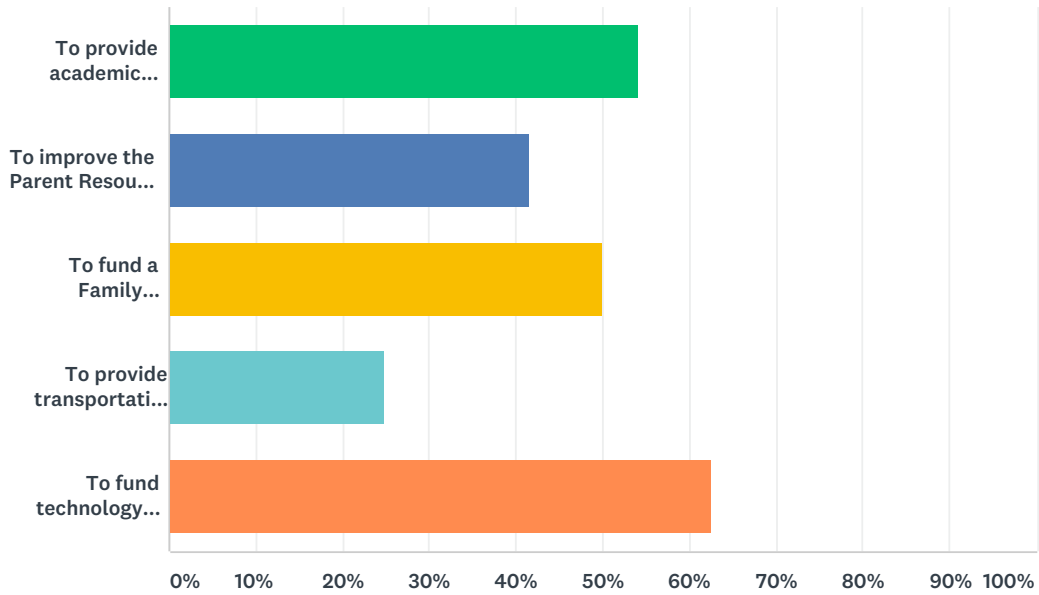
Answered: 25 Skipped: 0



	YES	NO	NOT SURE	TOTAL	WEIGHTED AVERAGE
I am informed about the Title I program at my child's school and received the Title I Handbook containing the Parent Engagement Plan and School-Parent Compact.	100.00% 25	0.00% 0	0.00% 0	25	1.00
The information provided in the Title I Parent Engagement Plan and Compact is detailed and easy to understand.	100.00% 25	0.00% 0	0.00% 0	25	1.00
I have been given opportunities to provide input in the decision making process regarding the Parent Engagement Plan, Compact, School Improvement Plan, budget and 1% set-aside for parent engagement at my child's school and district.	66.67% 16	16.67% 4	16.67% 4	24	1.00
I am aware that I can participate in shared decision making opportunities through Parent Input Meetings, the Parent Action Team, Parent-Teacher Conferences, school/district surveys and through website link.	76.00% 19	8.00% 2	16.00% 4	25	1.00
The school's Family Engagement Coordinator assists families, supports parent activities, and is available for questions or concerns from parents.	79.17% 19	8.33% 2	12.50% 3	24	1.00
I am aware of the Parent Resource/Information Center in my child's school.	84.00% 21	8.00% 2	8.00% 2	25	1.00

Q6 How would you like to see parent engagement funds used? (check all that apply)

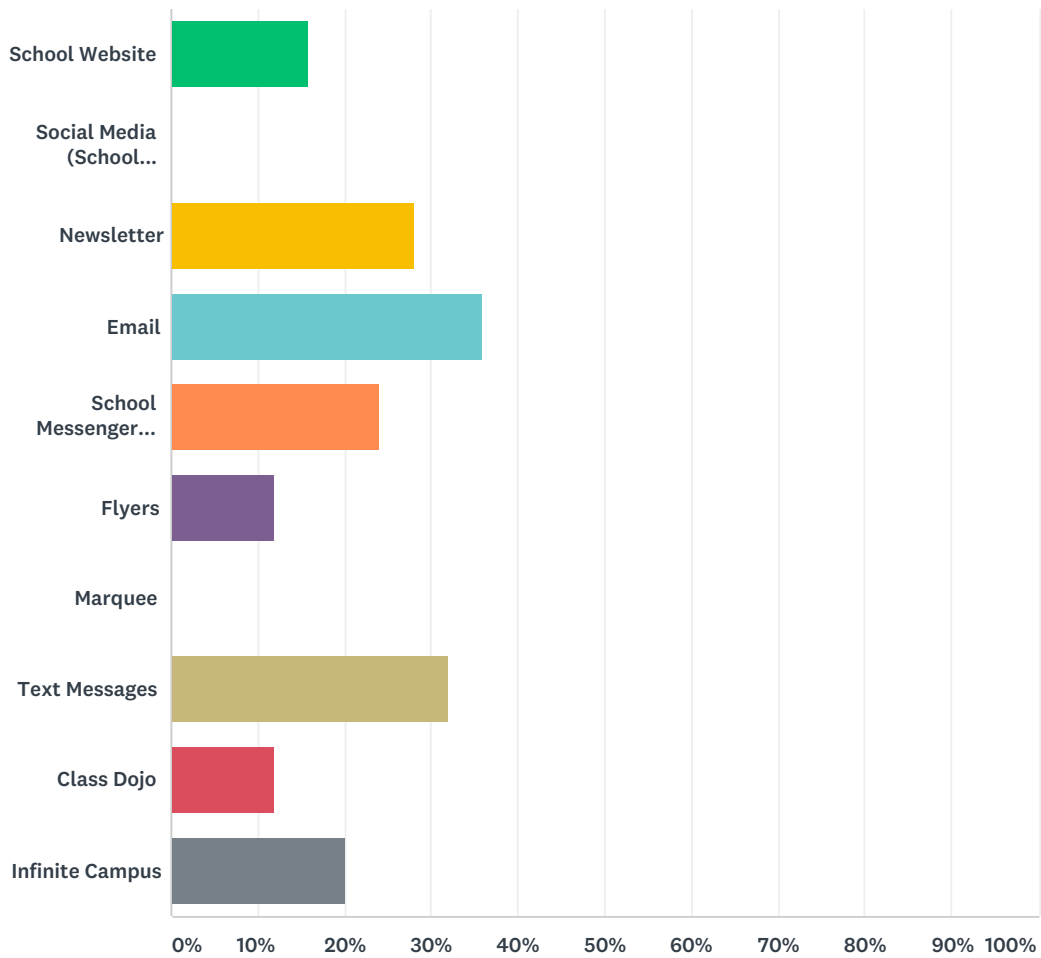
Answered: 24 Skipped: 1



ANSWER CHOICES	RESPONSES	
To provide academic materials for parents to use with their student at home	54.17%	13
To improve the Parent Resource Center at the school	41.67%	10
To fund a Family Engagement Coordinator to plan and execute family engagement activities and events	50.00%	12
To provide transportation assistance for parents to attend Title I events at school	25.00%	6
To fund technology resources to support parental engagement	62.50%	15
Total Respondents: 24		

Q7 What is the ONE way you prefer to receive information about school events?

Answered: 25 Skipped: 0

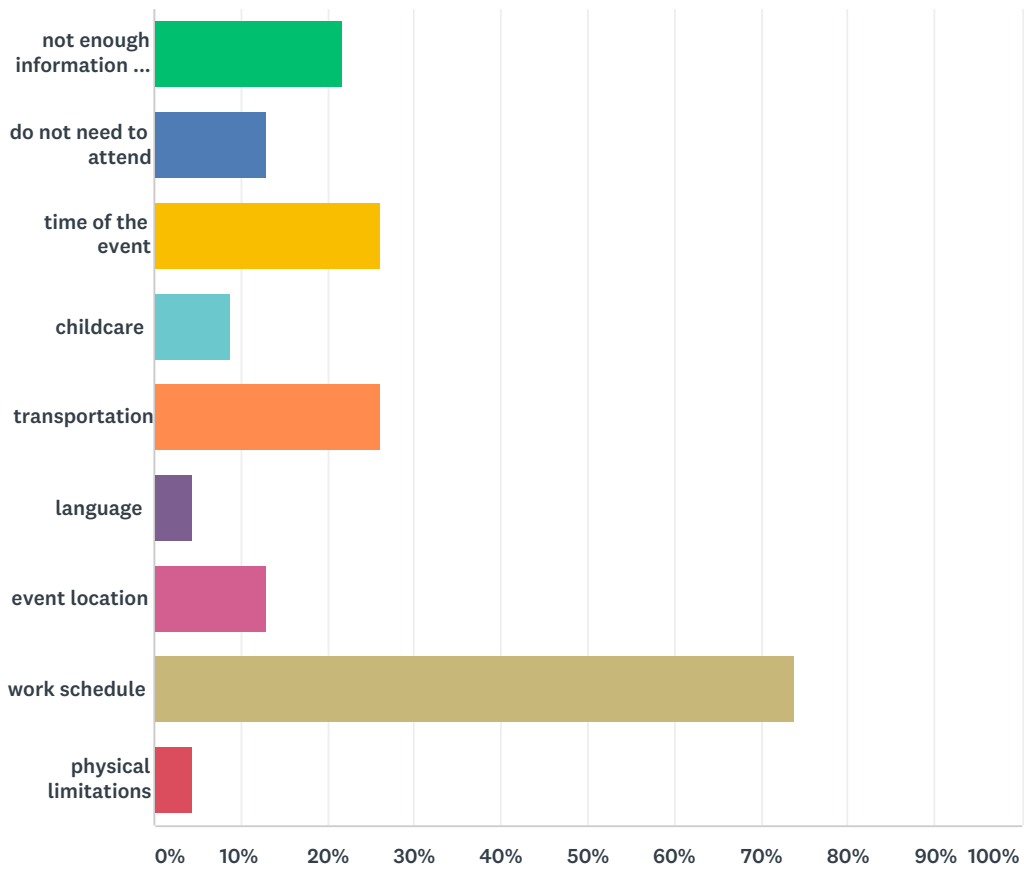


ANSWER CHOICES	RESPONSES	
School Website	16.00%	4
Social Media (School Facebook or Twitter Pages)	0.00%	0
Newsletter	28.00%	7
Email	36.00%	9
School Messenger (Call-out System)	24.00%	6
Flyers	12.00%	3
Marquee	0.00%	0
Text Messages	32.00%	8
Class Dojo	12.00%	3
Infinite Campus	20.00%	5

Total Respondents: 25

Q8 If you have been unable to attend events at your child's school, what limits your participation? (check all that apply)

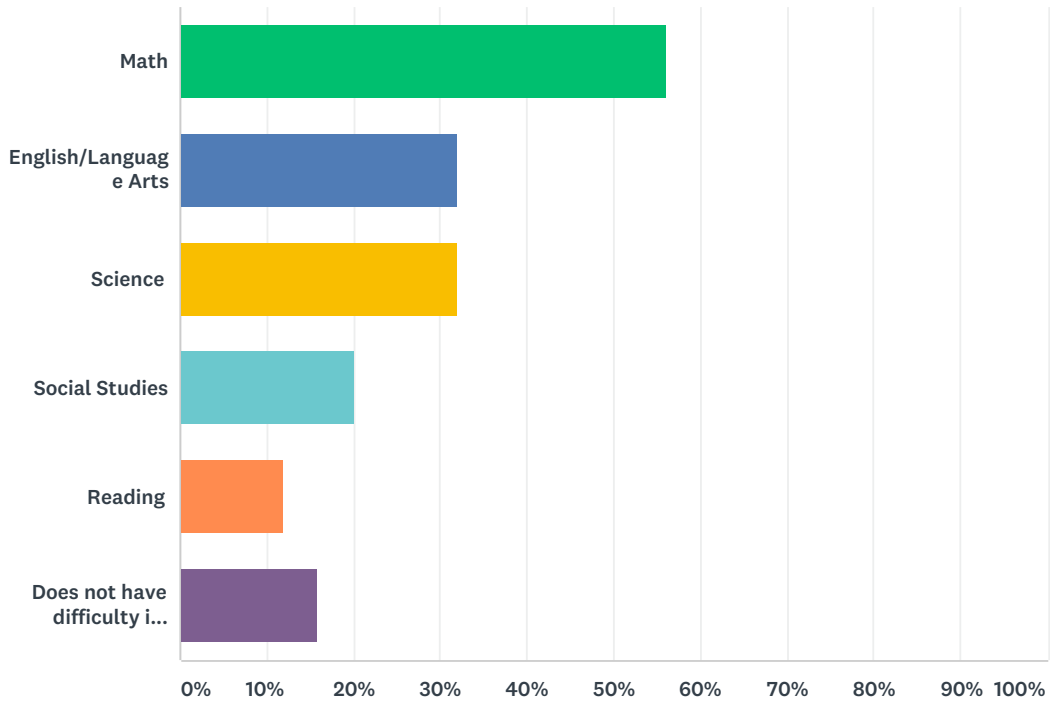
Answered: 23 Skipped: 2



ANSWER CHOICES	RESPONSES
not enough information or notice	21.74% 5
do not need to attend	13.04% 3
time of the event	26.09% 6
childcare	8.70% 2
transportation	26.09% 6
language	4.35% 1
event location	13.04% 3
work schedule	73.91% 17
physical limitations	4.35% 1
Total Respondents: 23	

Q9 Choose the subject area that you feel your student has the most difficulty mastering content.

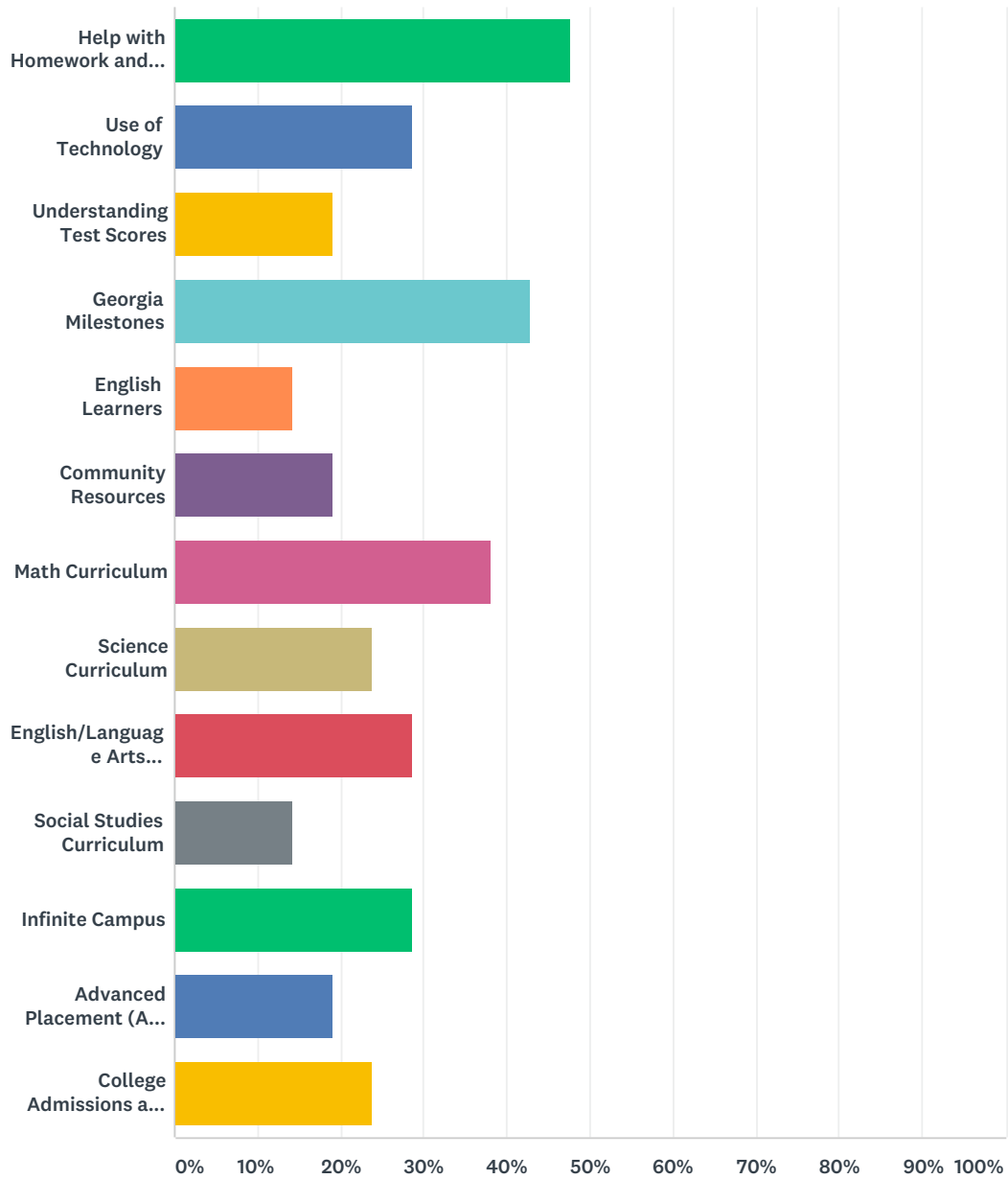
Answered: 25 Skipped: 0



ANSWER CHOICES	RESPONSES	
Math	56.00%	14
English/Language Arts	32.00%	8
Science	32.00%	8
Social Studies	20.00%	5
Reading	12.00%	3
Does not have difficulty in any subject area	16.00%	4
Total Respondents: 25		

Q10 I would benefit from workshops in: (check all that apply).

Answered: 21 Skipped: 4



ANSWER CHOICES	RESPONSES	
Help with Homework and Study Skills	47.62%	10
Use of Technology	28.57%	6
Understanding Test Scores	19.05%	4
Georgia Milestones	42.86%	9
English Learners	14.29%	3
Community Resources	19.05%	4

Houston County Title I Parent Satisfaction Survey 2018

Math Curriculum	38.10%	8
Science Curriculum	23.81%	5
English/Language Arts Curriculum	28.57%	6
Social Studies Curriculum	14.29%	3
Infinite Campus	28.57%	6
Advanced Placement (AP) Courses	19.05%	4
College Admissions and Financial Aid	23.81%	5
Total Respondents: 21		

Q11 What topics do you think teachers and administrators need to discuss or learn more about to better support your family and help your student be successful in school?

Answered: 13 Skipped: 12

#	RESPONSES	DATE
1	N/A	3/15/2018 2:42 PM
2	Math	3/15/2018 2:41 PM
3	Unable to complete about Crossroads. My child has only been going there for 3 wks	3/15/2018 2:40 PM
4	science	3/15/2018 2:37 PM
5	I personally feel that all of the teachers that my son has had since he has been there should be role models for some of the teachers in the other schools in the county. It takes special kind of people to do the jobs the teachers and administrators at Crossroads do.	3/15/2018 2:34 PM
6	N/A	3/15/2018 2:30 PM
7	Living in today's society.	3/15/2018 2:27 PM
8	none	3/15/2018 2:26 PM
9	Communication with parents	3/15/2018 2:23 PM
10	The student	3/15/2018 2:20 PM
11	workshops	3/15/2018 2:19 PM
12	N/A	3/15/2018 2:15 PM
13	Be more aware of what the kids are doing.	3/15/2018 2:09 PM