

CHILTON COUNTY SCHOOLS

Federal Programs
Advisory Committee
2016-2017



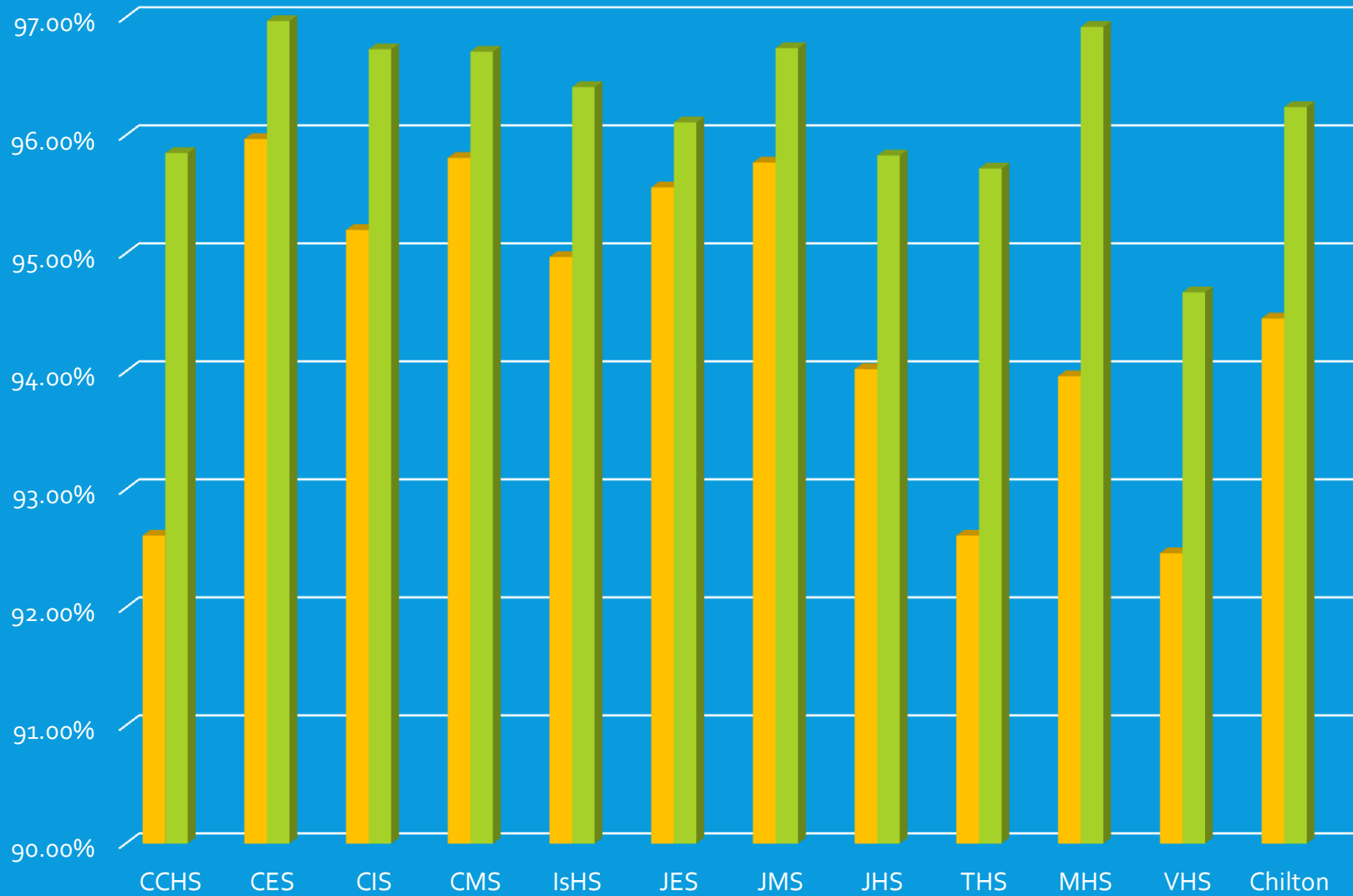
Adriane Dennis-Federal Programs Coordinator

Tracy Edwards-Bookkeeper/Secretary

2016-2017 FEDERAL PROGRAMS

- Each School has a Continuous Improvement Plan (CIP)
 - * Graduation/Drop Out Rate
 - * Sir Data-Attendance, Suspensions, Retentions, Alternative School (PASS)
 - * State Assessments
 - * Professional Development
 - * Technology
 - * EL Data
 - * Homeless Data
 - * Parental Involvement Activities & Participation

ATTENDANCE 2016-2017



EVERY
SCHOOL DAY
COUNTS

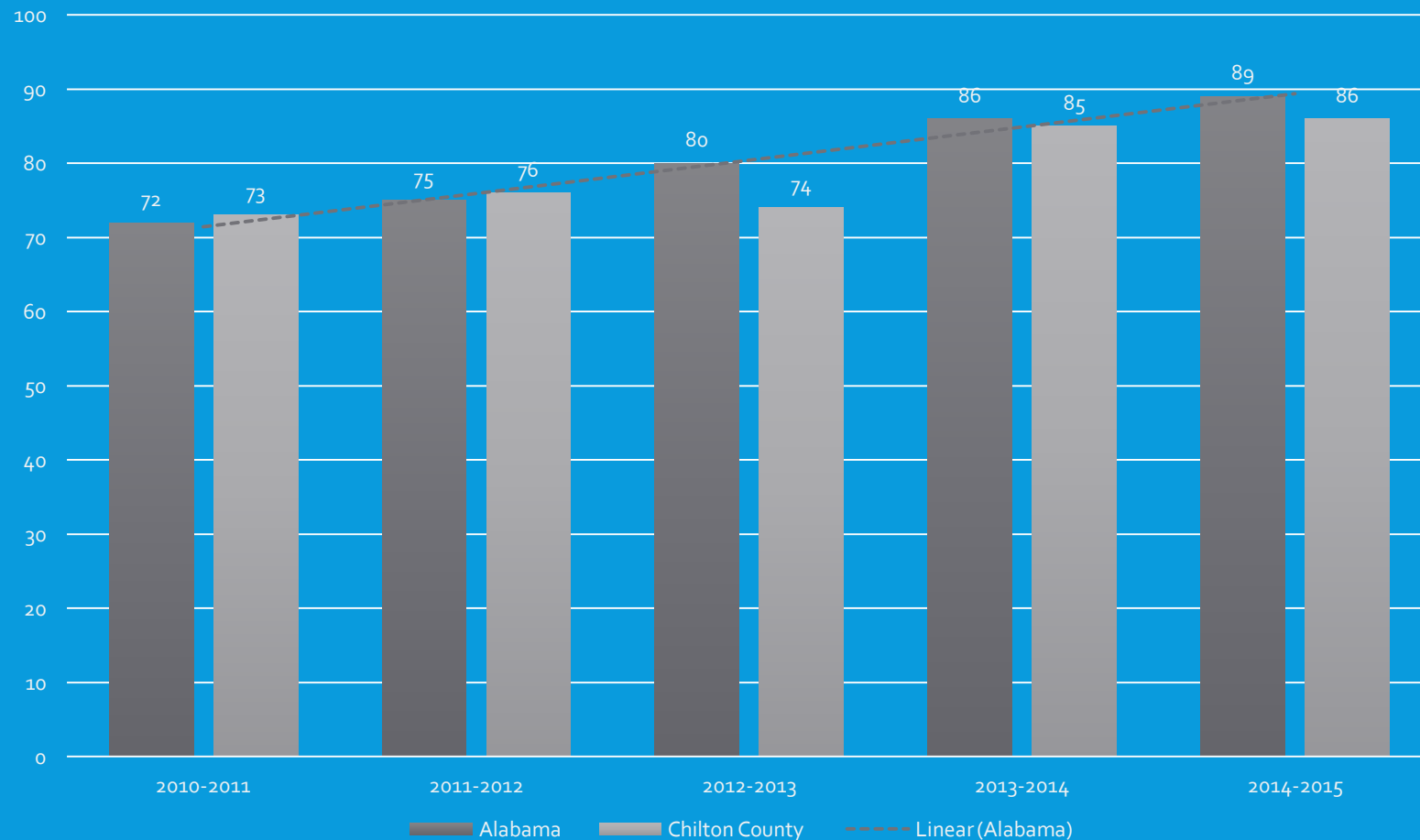
Student Enrollment 2016-2017

SCHOOL	ENROLLMENT
Clanton Elementary School	816
Clanton Intermediate School	625
Clanton Middle School	676
Chilton County High School	836
Isabella High School	696
Jemison Elementary School	957
Jemison Middle/Intermediate School	575
Jemison High School	835
Maplesville High School	433
Thorsby High School	659
Verbena High School	653
Chilton County Total	7761

GRADUATION RATE

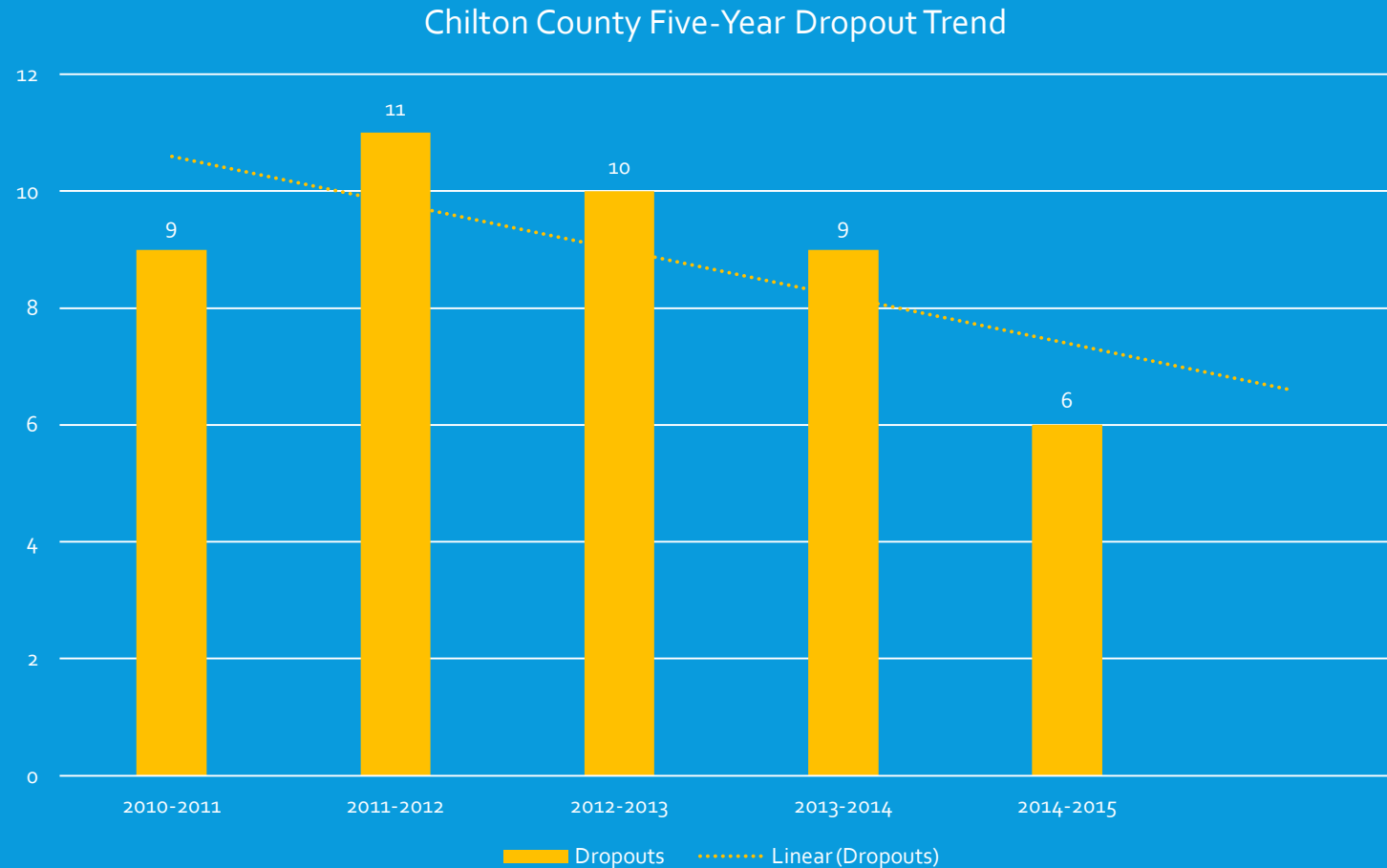
2015-2016

CHILTON COUNTY FIVE-YEAR GRADUATION RATE



CHILTON COUNTY DROPOUT RATE

5 YEAR COMPARISON



ACT ASPIRE READING & MATH

DISTRICT AVERAGES GRADES 3-8



PROFESSIONAL DEVELOPMENT



PD sessions/opportunities: ~65
30 District PD Activities
25 Local PD Activities
10 Summer PD Activities

Attendees: Admin/Teachers/Staff: ~208
5 District Administrators
28 Local Administrators
175 Teachers/Staff

PD Topics: Understanding Data to Drive Instruction, Technology Awareness, Reflex Math, Compass Learning, STI Conference, AMSTI, EL training for Core Teachers, School Safety, AL Best Practices, ACT Aspire, Credit Recovery

TECHNOLOGY

21 Chromebook carts-30 Chromebooks per cart + 21 Chromebooks for all high school Math classrooms.

Completed upgrades of internal connections equipment and installed Aps in all classrooms at JHS, MHS, THS, IHS, VHS

- ~New laptops for Central Office Computer Lab
- ~Installed dark fiber between the four Clanton schools and JMS and JES
- ~60 Chromebooks for PASS Academy

GOAL: 1-1 in all schools!



WHAT IS HOMELESS?



According to the McKinney-Vento Homeless Education Assistance Improvement Act of 2001, students are considered homeless if they lack a fixed, regular, and adequate nighttime residence.

Examples of Homeless include the following:

- Sharing a house with someone due to loss of house or economic hardship
- Living in Hotels/Motels/Shelters
- Living in a Camp Ground
- Living in an Automobile, Parks, Abandoned Buildings
- Living in a public or private place not designed for sleeping accommodations
- Unaccompanied Youth, not in the company of a parent or guardian

HOMELESS...

2014-2015

- ❖ 36 Students Identified
- ❖ 26-More than one family in house
- ❖ 6-Living with friends or family
- ❖ 4-Hotel/Motel

2015-2016

- ❖ 24 Students Identified
- ❖ 14-More than one family in house
- ❖ 5-Living with friends or family
- ❖ 5-Hotel/Motel

- All identified homeless students receive free meals
- Additional services are provided upon request of school counselor, social worker, and/or parent guardian
- Outside community resources are referred as needed for housing, power bill, food, etc.
- Homeless Set Aside = \$500 (Allowable Expenditures: school clothes, medical/dental/vision, tutoring, transportation, school fees, field trips, personal items-soap, shampoo, etc)

HOMELESS IDENTIFIED PER SCHOOL 2015-2016

SCHOOL	NUMBER OF HOMLESS STUDENTS
Clanton Elementary	2
Clanton Intermediate	1
Clanton Middle	2
Chilton County High	0
Jemison Elementary	6
Jemison Middle	4
Jemison High	2
Isabella	5
Maplesville	0
Thorsby	0
Verbena	3

EL Info...

- ❖ Since 2010, over 1,200 students have been in the EL program. This includes students who have withdrawn and are no longer in our school system.
- ❖ It takes 3+ years for students to gain English skills.
- ❖ It is rare for K-2nd grade and LEP 1 Middle School/High School students to exit ESL program in less than 1-2 years.
- ❖ Their scores still count toward achieving the target goal in AMAO-B.
- ❖ Chilton County currently serves the following students: Mexico, Guatemala, Honduras, El Salvador, Argentina, India, China, Korea, Vietnam, Ukraine, Brazil, and Philippines.
- ❖ LEP 1 – First year in United States
- ❖ LEP 2 – Currently receiving EL services
- ❖ FLEP 1 – Students met goal and entered 1st year monitoring
- ❖ FLEP 2 – Students met goal and are in 2nd year of monitoring
- ❖ FLEP – Students who exited program
- ❖ NOMPLOTE – Student did not qualify for EL services based on screener



WHAT ARE AMAOS?

- AMAO status is based on ACCESS for ELLs results
- **AMAQ-A** Each student taking the ACCESS for ELLs must make progress by .5 CPL. Overall 53% of ELs must make this gain. This % increases each year. By 2019, 61% must show improvement.
- **AMAQ-B** 19% of ELs must achieve 4.8 or higher on the ACCESS for ELLs. By 2019, 25% must achieve the State's benchmark. There is a possibility that the benchmark will change to a higher score.



2016-2016
District Wide Goals
And
Federal Programs
Priorities



2016-2017 DISTRICT-WIDE GOALS

- Goal 1-All EL students will become proficient in attaining language proficiency or AMAO-B.
 - ✓ EI teacher will provide language arts standards during a protected instructional time at least 30 minutes per week.
 - ✓ Professional development will be conducted by the EL teachers to provide academic teachers and special education teachers with training needed to connect the WIDA standards with the language arts standards.
- Goal 2-Chilton County will increase the percentage of high school students earning college credits in English Language Arts, Social Studies, and other approved electives
 - ✓ A 1% increase of Eleventh and Twelfth grade students will demonstrate a proficiency Social studies and other approved electives by increasing the number of students from 17% to 18% in English Language Arts by 05/25/2017 as measured by the number of college credits earned by high school students
 - ✓ Three school bus routes will be provided to transport students to Jefferson State Community College. Students may choose to ride the bus or drive his/her car.

2016-2017 DISTRICT-WIDE GOALS



Learning Objectives

Goal 3-Increase or Maintain Graduation Rate

- ✓ Collaborate to increase the current graduation rates for all our high schools by 1% or maintain a rate of 90% or higher by 05/25/2017 as measured by the successful completion of an AL High School Diploma.
- ✓ A 4% increase of Students with Disabilities demonstrating a proficiency of College and Career Ready Standards in Mathematics by 05/25/2017 as measured by ACT Aspire.

Goal 4-All students in third grade will increase their reading proficiency.

- ✓ A 10% increase of Third grade students will demonstrate a proficiency in the College and Career Readiness Standards in Reading by 05/25/2017 as measured by ACT Aspire.

Goal 5-Increase Proficiency in Mathematics

- ✓ A 5% increase of Third, Fourth, Fifth, Sixth, Seventh, Eighth and Tenth grade students will demonstrate a proficiency in the College and Career Reading Standards in Mathematics by 05/25/2017 as measured by ACT Aspire.
- ✓ A 4% increase of Students with Disabilities students will demonstrate a proficiency College and Career Ready Standards in Mathematics by 05/25/2017 as measured by ACT Aspire.

2016-2017 DISTRICT-WIDE GOALS

Goal 6-Increase Proficiency in Reading

- ✓ A 5% increase of Fourth, Fifth, Sixth, Seventh, Eighth and Tenth grade students will demonstrate a proficiency in College and Career Ready Standards in Reading by 05/25/2017 as measured by ACT Aspire.
- ✓ A 4% increase of Students with Disabilities students will demonstrate a proficiency in College and Career Readiness in Reading by 05/25/2017 as measured by ACT Aspire.

Goal 7-Increase the percentage of college and career ready students

- ✓ A 1% increase of Eleventh and Twelfth grade students will demonstrate a proficiency by achieving college and career readiness in one of the following benchmarks in one area of the ACT WorkKeys, one area in the ACT Plus Writing or enlisting in the military in Practical Living by 05/25/2017 as measured by the college career readiness data.



TITLE I-PART A

FREE & REDUCED LUNCH PERCENTAGE

CHILTON COUNTY – 61.94%

Jemison Elementary 74.65%

Jemison Middle 68.47%

Verbena High School 67.19%

Clanton Intermediate 66.61%

Clanton Elementary 65.59%

Clanton Middle 61.79%

Maplesville 61.11%

Isabella 60.27%

Jemison High 55.67%

Thorsby 54.47%

Chilton County High 47.14%



Title I, Part A

ADMINISTRATIVE

- ✓ 1.0 Federal Programs Coordinator-Salary/Fringes
- ✓ 1.0 Federal Programs Bookkeeper -Salary/Fringes
- ✓ Program Travel
- ✓ Non Instructional Supplies
- ✓ Equipment
- ✓ Registration Fees
- ✓ Computer Hardware (as needed)
- ✓ Purchased Services (as needed)



Title I Part A

EL Program Support

3 Itinerant EL Teachers
Materials & Supplies

Homeless

Fees as needed
Materials/Supplies



Parental Involvement

Parent Materials and Supplies
Office Supplies
Printing
Student Planners
Honor Roll Recognition Materials
Parent Involvement Projects
Phone Messenger, School Insites,
School CheckIn



Compass Learning

1/3 portion of yearly payment

Technology

Software Programs & Support

- ✓ Renaissance Star Reading & Math, Follett, Reflex Math
Failure Free Reading,

Title I Part A

Indirect Cost

Equipment Repair

✓ Power, water, phone, copier, ect.



Maintenance

Day to Day operations
(Federally purchased equipment)

TITLE I SCHOOL IMPROVEMENT FUNDS

2016-2017 Focus Schools

➤ Clanton Middle School (Grades 6-8)

➤ Jemison Middle School (Grades 5-7)

➤ Jemison High School (Grades 8-12)

➤ Maplesville High School (Grades K-12)

- Funds (\$5000) targeted to support improvement initiatives that address the learning achievement gap between all students and special education subgroup.

- 1/2 School Improvement Specialist



TITLE II

Highly Qualified-Reimbursement to appropriate personnel in Title I

- Tuition
- Praxis
- Work Keys
- Study Materials

Professional Development- District-wide opportunities for personnel in TI programs

- .50 Professional Development Supervisor
- .30 School Technology Coordinator
- Stipends for 11 school Technology Techs
- PD Sessions Travel
- Substitutes Registration Fees
- Stipends



TITLE II

Teacher units are allocated to schools based on greatest need after all foundation units have been allocated to schools

**CSR Units for 2016–2017: CIS (1), IHS (1), MHS (1), THS (1), VHS (1)*

✓ 3.0 CSR Teacher Units' Salaries plus Benefits
Remaining unit funds from Title I Allocations (2.0)

✓ Substitutes



TITLE III

English Language Acquisition, Language Enhancement, and Academic Achievement

INSTRUCTIONAL SUPPORT

- ✓ Supplemental EL Teachers
- ✓ Substitutes
- ✓ PD Registration Fees
- ✓ Travel



2016-2017 ALLOCATIONS

▪ Title I	\$2,247,057.00
▪ Title I SI	\$ 167, 295.00
▪ Title II	\$ 300,361.00
▪ Title III	\$ 51,953.00
▪ State EL	\$ 33,069.00



TITLE VI

2015-2016

May be used for any activity authorized under Title I

- School Insites
- Phone Messenger
- School Check-In
- Reflex Math
- Follett Library Program
- Renaissance
- Chrome Books
- Chrome Carts
- Security Systems

Allocation for 15/16 was \$167,783

Potential Carryover Funds From 2015-2016

- District Wide Initiatives
- Personnel
- Technology
- Textbooks
- EL Program





Thank You for Coming!