

# Getting Ready For Kindergarten



Dear Families,

Kindergarten is an exciting time for little ones! Children this age want to know more about everything. They enjoy being challenged to learn new things and are typically eager to do things for themselves.

You are your child's first and most important teacher. We look forward to helping you work with your child to reach his/her fullest potential. We want to help you know what to expect in the upcoming year, so you can help prepare your child.

We look forward to working with you this summer to give your child a little head start, as he/she enters kindergarten. This packet is designed to help you practice many of the skills your child will be expected to know early on in kindergarten. Of course, we take children at all levels and will work with your child at any stage. This packet will help you know some of the things we will be working on the first few weeks of school.

Please put this packet in a safe place...the refrigerator works well. Do half of a page a day with your child and mark it off on the calendar as you go. Do not be discouraged if your child has trouble with certain skills. Some skills cannot be mastered in a day. You may want to mark those skills and revisit them each week. We will continue to reinforce the skills when your child enters kindergarten. Be sure to have fun with this packet and praise your child for any attempt to join the community of readers and writers. Your child will feel a real sense of accomplishment after completing each page.

As always, feel free to contact us at the school if you have any questions or concerns about your child entering school. We want you to feel confident that your child will be in good hands next school year.

Thanks for sharing your child with us. We are looking forward to a great year!

# JUNE

Monday	Tuesday	Wednesday	Thursday	Friday
I can take care of myself in the bathroom.	I can identify what's missing and name some basic shapes.	I can identify basic colors.	I can draw a picture of my face.	I can recognize some letters.
I can use real life colors to draw.	I can answer a question.	I can count objects in a set.	I can copy shapes.	I can match sets of objects.
I can use real life colors to draw.	I can recognize some letters.	I can count with one-to-one correspondence.	I can recognize some letters.	I can recognize my colors.
I can compare the lengths of objects.	I can tell you my personal information.	I can compare objects by weight.	I can tell the difference between shapes and letters.	I can identify objects that go together.

# I can be independent in the bathroom!

Use the restroom and have a grown-up check off each skill you can do all by yourself:



\_\_\_ I can get my own toilet paper.

\_\_\_ I can wipe my own bottom.

\_\_\_ I can flush the toilet.



\_\_\_ I can button and zip my own pants.

\_\_\_ I can use soap and water to wash my hands while I sing my ABC's.

\_\_\_ I can dry my hands.

Monday's Skill: Self-help Skills

I can draw the missing part. I can name the shape when I am finished.



Tuesday's Skill: Identifying What's Missing

# I can go on a color hunt.

Look in your house for something that matches each color below.

Color in the rectangle the correct color when you find something in your home that color.



red	orange
yellow	green
blue	purple
black	brown
pink	white
gray	


Wednesday's Skill: Identifying Colors

# I can draw my face!

Use the circle below to draw your face. Remember to use the real colors for your eyes, hair, and mouth. Add details to your picture. (eyebrows, eyelashes, ears, etc.)



This is me!



Thursday's Skill: Drawing a Self-Portrait

# I can match letters.

Look in a newspaper or a magazine to find each letter.

Cut each letter out and glue it on the correct match.


A

B

C

D

E

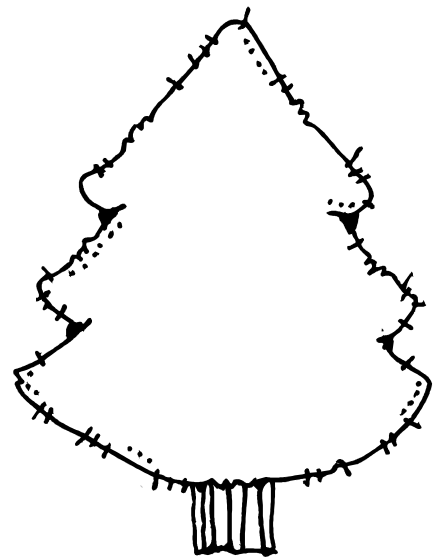




Friday's Skill: Letter Recognition

# I can use true colors.

When I start kindergarten, my teacher will want me to use colors that make sense.

Color each picture below a color that it could be in real life.



Monday's Skill: Using Real-Life Colors


I can give an answer that makes sense.

Fill in the sentence with a word that makes sense.

At breakfast I like to eat...

At the zoo we saw...

I am good at...



Tuesday's Skill: Making Sense of What is Heard

I can count objects.


Count how many of each thing you have in your house.

How many...

chairs?



people?




windows?



spoons?



Wednesday's Skill: Counting Objects in a Set



I can copy shapes.

Copy each shape in the space below it.


Thursday's Skill: Copying Shapes

I can set the table.

Help set the table.



How many forks do you need?

How many plates?

How many chairs?

Help clean up supper and wash dishes.



Friday's Skill: Matching Sets of Objects



# I can use true colors.

When I start kindergarten, my teacher will want me to use colors that make sense.  
Color each picture below a color that it could be in real life.



Monday's Skill: Using Real-Life Colors

# I can match letters.

Color the letters in each row that match the first letter.

a    d   a   b   c   a   q   o   a   a




b    b   q   b   t   b   d   p   b   d

c    o   d   c   g   c   c   d   e   c

Tuesday's Skill: Letter Recognition

# I can count!

Count how many steps it takes to get from...



your bed to the kitchen.

your bathtub to the oven.

Your front door to the couch.

your kitchen sink to the back door.

Wednesday's Skill: Counting

# I can find letters around my house.

Go on a scavenger hunt around your house looking for each letter.

When you find it, color the square on the page below. Look on walls, in books, newspapers, etc. Nothing is off limits!




F	G	H	I
J	K	L	M

Thursday's Skill: Letter Identification

I can make a color collage.

Look in a magazine and find pictures of things that are gray.

Glue them in the space below.

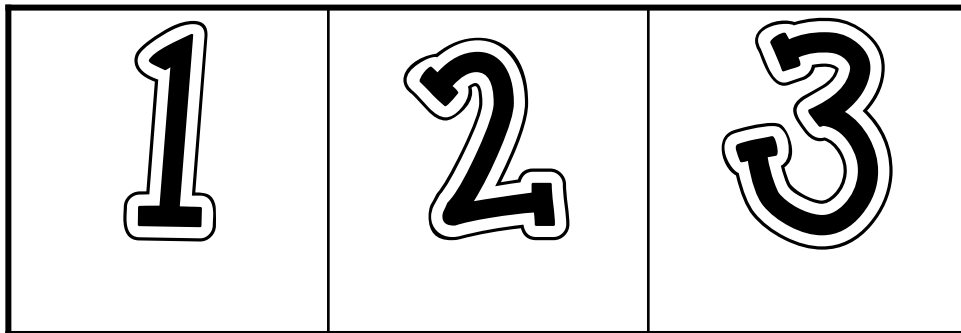


Friday's Skill: Color Recognition

I can compare objects.

Find three objects in your house longer than your body.

Color in a number after you find each one.



Monday's Skill: Comparing Lengths

# I can tell you my personal information.

Answer each question below. Fill in a star for each one you get correct.

What is your full name?

What is your address?

When is your birthday?

What is your telephone number?

How old are you?




Tuesday's Skill: Stating Personal Information

# I can compare objects.

Think of five things lighter than a pencil.

Color in a number for each one you are able to name.



1

2

3


4

5

Wednesday's Skill: Comparing Weight

I can tell the difference between letters and shapes.

Circle the letters. Color the shapes. Read the letters and identify the shapes.




d	○	e	f
g	j	i	□
△	□	h	k

Thursday's Skill: Identifying Shapes and Letters

I can identify things that go together and tell why.

Draw a line to connect the things that go together and tell why they go together.



Friday's Skill: Identifying Objects that Go Together

# JULY

Monday	Tuesday	Wednesday	Thursday	Friday
I can take care of a book.	I can identify the parts of a book.	I can count objects and recognize numbers.	I can sing my ABC's.	I can write some letters.
I can use my big muscles and count.	I can get along with others.	I can recognize numbers to ten.	I can identify my body parts.	I can write my name.
I can count objects.	I can follow directions and use position words.	I can recognize letters and follow directions.	I can draw a self-portrait.	I can zip and button.
I can tie my shoes.	I can match upper and lower-case letters.	I can follow two-step directions.	I can put objects in order by size.	I can use scissors correctly.

# I can take care of a book.

Play this game with a grown-up:

Have a grown-up read each question to you.

Put your thumbs up if it is a good thing to do and thumbs down if it is not a good thing to do.

Should you love your book?

Should you color in your library book?

Should you read your book?

Should you let your dog chew on your book?

Should you be careful turning the pages of your book?

Should you throw your book?

Should you rip out the pages you like in your book?

Should you keep your book in a safe place?

Should you stand on your book?




Monday's Skill: Taking Care of Belongings

# I can find the parts of a book.

Have a grown-up look at a book with you.

See if you can work together to find these parts of the book:

(Color in each one you can find.)



Front Cover

Back Cover






Title Page

Spine

Tuesday's Skill: Identifying the Parts of a Book

I can read my numbers and count objects to match the numbers.

Read each number. Put the correct number of pennies in each space to match the number.




Wednesday's Skill: Number Recognition and Counting

I can sing my ABC's.

Grown-Ups: Tell your child a mystery letter to stop on when singing the alphabet song. Have your child stop on that letter while singing the song.

Repeat with several letters.

Ex. If you tell your child to stop on the letter G, he/she would sing, "A,B,C,D,E,F,G" and then stop.



Thursday's Skill: Ordering Letters

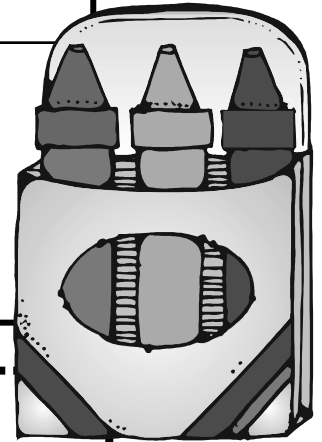


# I can write my letters.

Practice "writing" these letters on someone's back with your finger.

Have them write the letters on your back, one at a time. Can you guess the letter?

N	P	U	T
O	Q	R	S



Friday's Skill: Letter Writing

# I can use my big muscles.

Count as high as you can while you do each task below:

(Color in the box for each task you attempt.)

Balance on one foot.


Balance on the other foot

Balance on one foot with your eyes closed.

Balance on the other foot with your eyes closed.

Walk forward.

Walk backward.



Monday's Skill: Gross Motor Skills and Counting

I know how to use kind words.

What would you do if...

someone bumped into you in line?

someone asked you to be his/her friend?

someone tried to talk to you when the teacher was talking?



someone was feeling sad?



someone was playing alone?


Tuesday's Skill: Getting Along

I can recognize my numbers.

Read each number to a grown-up.

Color in the space of each number you can read.

10	8	6
4	2	1
3	5	7
	9	0




Wednesday's Skill: Number Recognition

# I know my body parts.

Play "Simon Says" with a grown-up.  
See if you can touch each of these body parts:

Simon Says...



touch your ankle.

touch your jaw.

touch your wrist.

touch your elbow.

touch your knuckles.


touch your waist.

touch your back.

touch your chin.

touch your forehead.

touch your eyebrow.



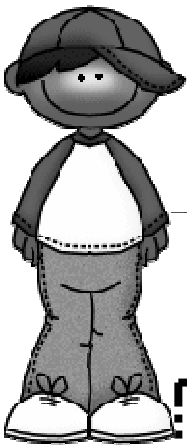
Thursday's Skill: Identifying Body Parts

## I can write my first name.

Have a grown-up write your name on the first line.

✿Remember...only the first letter is a capital.✿

Write your name by yourself on the second line.




Friday's Skill: Name Writing

# I can count five objects.

Say each number. Place a coin on each circle while you count up to the number at the beginning of the row.

1	○				
2	○	○			
3	○	○	○		
4	○	○	○	○	
5	○	○	○	○	○



Monday's Skill: Counting Objects

# I can understand position words.

Go get your favorite stuffed animal or toy for this activity.

Have a grown-up read each sentence to you while you follow each direction.



Put your toy behind your back.

Put your toy in front of your stomach.

Hold your toy under your chin.

Move your toy around your waist.

Put your toy on the ground and then count to ten.

Hold your toy over your head.

Set the toy beside your foot.

Jump over your toy.

Hold your toy between your knees.

Tuesday's Skill: Following Directions and Using Position Words

# I can identify letters and follow directions.

Have a grown-up read each clue to you. Listen carefully and follow every direction.

1. Find the letter X. Color that box red.
2. Find the letter a. Color that box orange.
3. Find the letter Z. Color that box yellow.
4. Find the letter p. Color that box green.
5. Find the letter V. Color that box blue.
6. Find the letter n. Color that box green.
7. Find the letter m. Color that box purple.
8. Find the letter l. Color that box black.
9. Find the letter W. Color that box brown.
10. Find the letter Y. Color that box pink.




o	m	l	n	p
Z	V	W	Y	X

Wednesday's Skill: Letter Recognition and Following Directions

# I can draw myself.



Draw a picture of yourself. Remember to use the true colors for your hair and eyes. People have arms, legs, a neck, fingers, and feet.



Thursday's Skill: Drawing a Self-Portrait

# I can zip and button my own coat.

Put on a jacket or coat. Practice zipping and buttoning it all by yourself. Color in a heart for each time you do it.



Friday's Skill: Zipping and Buttoning

# I am learning how to tie my shoes.

Have a grown-up sit with you and practice tying your shoes.

If you practice for 10 minutes, color in the shoe below.

**\*\*Your child may not master this skill for a while. Don't worry! Just keep practicing, and eventually he/she will be able to do it.\*\***



Monday's Skill: Tying Shoes

# I can match letters.

Match the capital letter to the lower-case partner. Draw a line to connect them.

Use a different color to make each match.



Q

u

R

r

S

q

T

s

U

t

Tuesday's Skill: Matching Upper and Lower-Case Letters

# I can follow directions.

Have a grown-up read each direction to you.

Listen carefully and do each task in order.

Color in a heart for each task you complete correctly.





1. Stand up and turn around two times.

2. Raise your hand then clap five times.

3. Jump up and down then touch the ground.

4. Touch your nose then sit down.

5. Stomp your feet then wiggle your fingers.




Wednesday's Skill: Following Two-Step Directions

I can order objects by size.

Find four different sized boxes or cans in your cabinets.

Arrange them in order from tallest to shortest.




Thursday's Skill: Size Seriation

**I can use scissors correctly.**

**Cut out the picture puzzle on the dotted lines.**

**Put the puzzle back together.**



Friday's Skill: Using Scissors Correctly



# AUGUST

Monday	Tuesday	Wednesday	Thursday	Friday
I can understand position words.	I can recite nursery rhymes.	I can recognize how two things are alike and how they are different.	I can classify objects.	I can compare the lengths of objects.
I know some opposites.	I can find the letters that are in my name.	I can gather information.	I can compare lengths of objects.	I can sort letters.
I can use my big muscles.	I can compare lengths of objects.	I can find the shapes of everyday objects.	I can count.	I can identify times of day.
I can read environmental print.	I know ordinal positions.	I can rainbow write my name.	I can find shapes in everyday objects.	I can find the letters in my name.

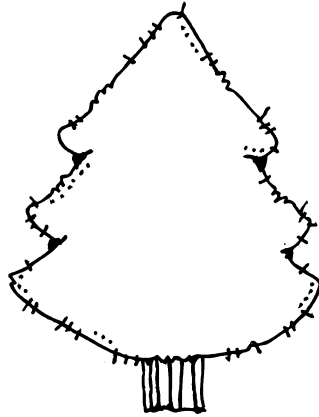
# I can understand position words.

Draw some green grass under the tree.

Draw a yellow sun above the tree.

Draw a blue cloud beside the tree.


Draw an orange bird on the tree.




Monday's Skill: Using Position Words

# I can say some nursery rhymes.

Practice saying each nursery rhyme.



Humpty Dumpty sat on a wall.  
Humpty Dumpty had a great fall.  
All the king's horses and all the king's men  
couldn't put Humpty together again.




Hey, diddle, diddle.  
The cat and the fiddle.  
The cow jumped over the moon.  
The little dog laughed to see such sport,  
and the dish ran away with the spoon.



Jack be nimble, Jack be quick.  
Jack jump over the candlestick!


Tuesday's Skill: Reciting Nursery Rhymes

I can recognize how two things are alike and how they are different.



Tell three ways these pictures are alike. Tell three ways they are different.

Wednesday's Skill: Recognizing Similarities and Differences



I can classify objects.

How many red things can you name in a minute?


Have a grown-up write your ideas in the spaces below. Color the apple red.


Thursday's Skill: Classification

# I can compare the length of objects.

Have a grown-up help you gather 10 objects from around the house.

Compare the length of each object to the length of a pencil.



How many objects were longer than a pencil?

Color that number red.

1	2	3	4	5
6	7	8	9	10

How many objects were shorter than a pencil?


Color that number blue.

Friday's Skill: Comparing Length

## I know some opposites.

Draw the slowest animal you know.

Draw the fastest animal you know.



Monday's Skill: Opposites

I can find the letters that are in my name.


Write your name on the line below.



\_\_\_\_\_

Color in all of the letters that you have in your name.


a	b	c	d	e	f	g	h	i
j	k	l	m	n	o	p	q	r
s	t	u	v	w	x	y	z	



Tuesday's Skill: Letter Recognition

I can gather information.

Find the answer to each question below.




How many hands are in your house?

How many boys are in your house? How many girls?

Who is the youngest person in your house?


Wednesday's Skill: Gathering Information

I can compare lengths of objects.



Find seven objects around the house the same length as your hand.

Color in a square for each one you find.



Thursday's Skill: Comparing Lengths

I can sort letters.

Some letters have straight lines and some are curvy.

Draw a line under the straight letters.

Draw a circle around the curvy letters.

A

S

W

C

X

Q

N

L



Friday's Skill: Letter Sorting

I can use my big muscles.



Practice moving in each way.

Hop 10 hops. (on one foot)

Skip



Jump 13 jumps. (on both feet)

Gallop

Monday's Skill: Gross Motor Skills

I can compare lengths of objects.

Draw something taller than you that is alive.




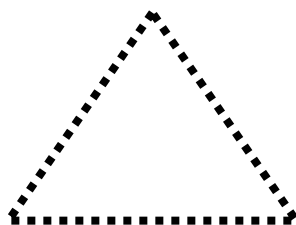

Tuesday's Skill: Comparing Lengths

# I can find the shapes of everyday objects.

Go on a shape hunt around your house.

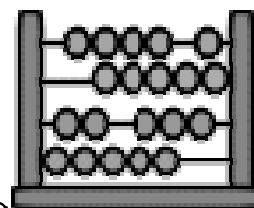
Look for something that is each shape.

When you find it, trace and color the shape in the space below.



Wednesday's Skill: Shape Identification

# I can count.



See how high you can count in 30 seconds.


1	2	3	4	5	6	7	8	9	10
11	12	13	14	15	16	17	18	19	20
21	22	23	24	25	26	27	28	29	30
31	32	33	34	35	36	37	38	39	40
41	42	43	44	45	46	47	48	49	50

Have a grown-up help you find the number you stop on so you can color it in.

Thursday's Skill: Counting



I can identify times of day.



Draw a picture of something you did yesterday.

Friday's Skill: Identifying Times of Day

I can read environmental print.





What do these signs mean?

Monday's Skill: Reading Environmental Print

# I know ordinal positions.

Color the first animal brown. Color the last animal red.

Color the middle animal orange.




Tuesday's Skill: Ordinal Positions

I can rainbow write my name.

Have a grown-up write your name on the line below. Trace over it with three different colored crayons to make a rainbow name.

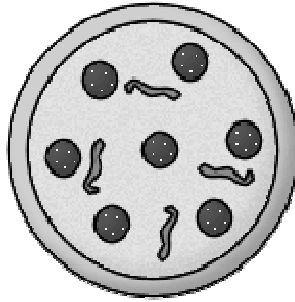
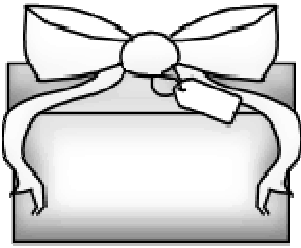
\*Remember, only the first letter is capitalized.



Wednesday's Skill: Name Writing

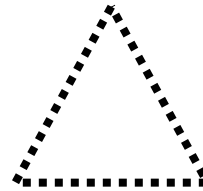

I can find shapes in everyday objects.

Describe the shape of each picture.



Can you find a circle, rectangle, square, and triangle around your house?

Trace each shape as you find it.




Thursday's Skill: Shape Identification

**I can find the letters in my name.**

Find the letters in your first name in a magazine or newspaper.

Glue them in order on the line below.



Friday's Skill: Letter Matching