


### Nonsense Word Fluency - Correct Letter Sounds

NWF-CLS measures basic phonics skills. Your student's score is at or above the goal. They are on track with basic phonics skills.

Middle score: 41 (Met Goal)

National percentile: 88th

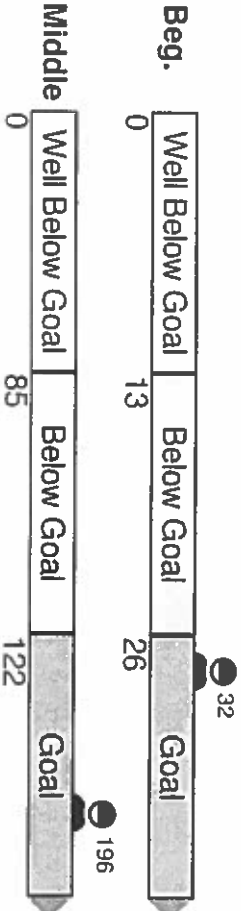


### DIBELS Composite Score

DIBELS Composite is a combination of scores on multiple DIBELS measures. Your student's score is at or above the goal. They are on track in reading.

Middle score: 196 (Met Goal)

National percentile: 87th



### Additional Measures

Measure	Beg. score	Middle score	End score	National percentile
LNF	26	63	N/A	92nd
NWF-WWR	N/A	13	N/A	95th



This report shows the results from reading screening assessments used by your district.

**Practice at home**

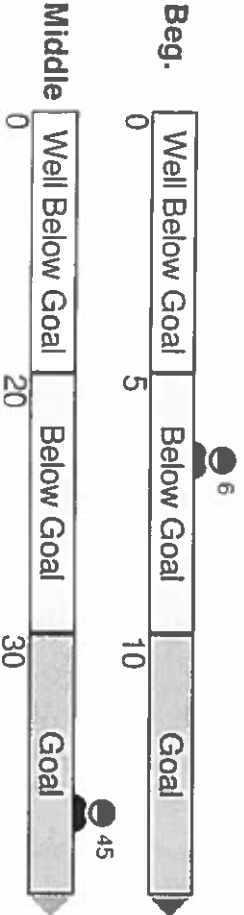
Reading with young students helps them practice phonemic awareness, phonics, letter naming, vocabulary skills and listening comprehension.

**First Sound Fluency**

FSF measures phonemic awareness, the ability to hear and manipulate sounds in spoken words. Your student's score is at or above the goal. They are on track with phonemic awareness skills.

Middle score: 45 (Met Goal)

National percentile: 66th



**How to read this report**

Your student's score is placed on the progress bar in relation to the expected goal.



**PM** = Progress monitoring

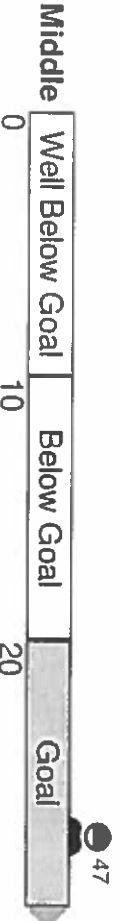
**National percentile:** Compares your student's score to other scores in our national sample.

**Phoneme Segmentation Fluency**

PSF measures phonemic awareness, the ability to hear and manipulate sounds in spoken words. Your student's score is at or above the goal. They are on track with phonemic awareness.

Middle score: 47 (Met Goal)

National percentile: 70th





This report shows the results from reading screening assessments used by your district.

**Practice at home**

Reading aloud with a student can help build phonics skills, vocabulary, fluency and reading comprehension skills.

**Phoneme Segmentation Fluency**

PSF measures phonemic awareness, the ability to hear and manipulate sounds in spoken words. Your student's score is at or above the goal. They are on track with phonemic awareness.

Beg. score: 45 (Met Goal)

National percentile: 54th



**How to read this report**

Your student's score is placed on the progress bar in relation to the expected goal.



**PM** = Progress monitoring

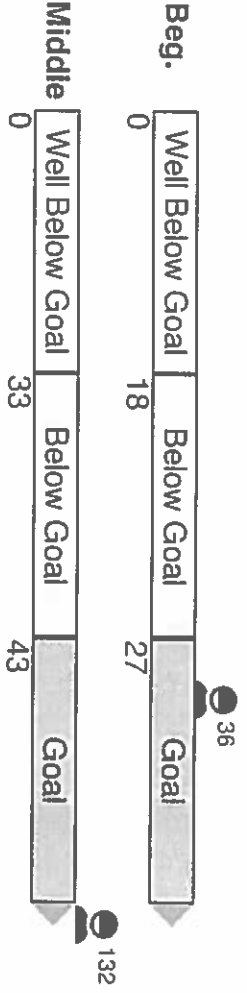
**National percentile:** Compares your student's score to other scores in our national sample.

**Nonsense Word Fluency - Correct Letter Sounds**

NWF-CLS measures basic phonics skills. Your student's score is at or above the goal. They are on track with basic phonics skills.

Middle score: 132 (Met Goal)

National percentile: 96th

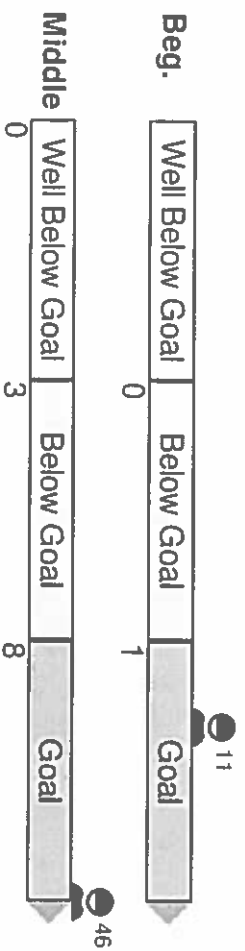


### Nonsense Word Fluency - Whole Words Read

NWF-WWR measures basic phonics and blending skills. Your student's score is at or above the goal. They are on track in sound blending.

Middle score: 46 (Met Goal)

National percentile: 97th



### DIBELS Oral Reading Fluency - Accuracy

DORF accuracy is the percent of words the student reads correctly. Your student's score is at or above the goal. They are on track in reading accuracy.

Middle score: 90 (Met Goal)

National percentile: 70th

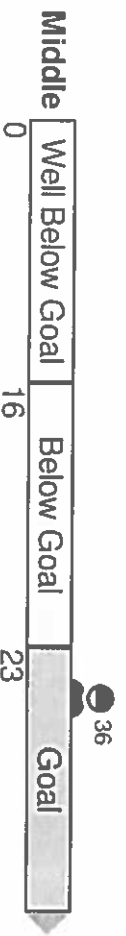


### DIBELS Oral Reading Fluency - Words Correct

DORF measures the ability to read accurately and automatically. Your student's score is at or above the goal. They are on track in reading fluency.

Middle score: 36 (Met Goal)

National percentile: 63rd

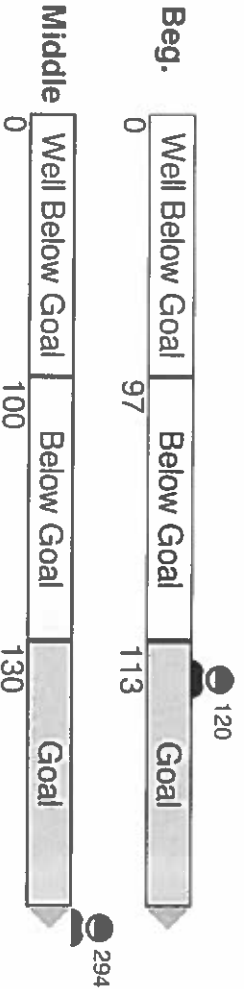


### DIBELS Composite Score

DIBELS Composite is a combination of scores on multiple DIBELS measures. Your student's score is at or above the goal. They are on track in reading.

Middle score: 294 (Met Goal)

National percentile: 88th



### Additional Measures

Measure	Beg. score	Middle score	End score	National percentile
LNF	39	N/A	N/A	36th
DORF-Retail	N/A	16	N/A	58th
DORF-Retail Quality	N/A	1	N/A	N/A



# Parent Report

for [REDACTED]

Printed Tuesday, October 25, 2016 1:23:53 PM

School: Burroughs Elementary School  
Teacher: A. Huxen  
Class: Huxen - 015

Test Date: October 11, 2016 1:52 PM

Dear Parent or Guardian of [REDACTED]

Ja'Darrius has taken a STAR Reading computer-adaptive reading test. This report summarizes your child's scores on the test. As with any test, many factors can affect a student's scores. It is important to understand that these test scores provide only one picture of how your child is doing in school.

PR	PR Range	Below Average	Average 50	Above Average	IRL	ZPD
35	26-45		—●—		2.6	2.4-3.4

This student was given additional time to complete their STAR Reading test. The test administrator gave Ja'Darrius three times as long as the normal time limit. STAR Reading norm-referenced scores (PR and NCE) are based on the test administration using the standard time limits; however, extended time limits are not expected to adversely affect the reliability or validity of STAR Reading test scores.

### National Norm Scores:

#### Percentile Rank (PR): 35

The Percentile Rank score compares your child's test performance with that of other students nationally in the same grade. With a PR of 35, Ja'Darrius reads at a level greater than 35% of other students nationally in the same grade. This score is average. The PR Range indicates that, if this student had taken the STAR Reading test numerous times, most of his scores would likely have fallen between 26 and 45.

#### Instructional Reading Level (IRL): 2.6

The Instructional Reading Level (IRL) is the grade level at which Ja'Darrius is at least 80% proficient at recognizing words and comprehending reading material. Ja'Darrius achieved an IRL score of 2.6. This means that he is at least 80% proficient at reading second grade words and books.

#### Zone of Proximal Development (ZPD): 2.4 - 3.4

The Zone of Proximal Development (ZPD) is the reading level range from which Ja'Darrius should be selecting books for optimal growth in reading. It spans reading levels that are appropriately challenging for reading practice. This range is approximate. Success at any reading level depends on your child's interest and prior knowledge of a book's content.

I will be using these STAR Reading test scores to help Ja'Darrius further develop his reading skills through the selection of books for reading practice at school. Ja'Darrius should also listen to books read aloud, increase time spent on silent reading, and learn how to select books for independent reading practice at home.

If you have any questions about your child's scores or these recommendations, please contact me at your convenience.

Teacher Signature: Mrs. Drole Intervention Teacher Date: 10/11/16

Parent Signature: [REDACTED] Date: Oct. 16, 2016

Comments:

# Comprehensive Progress Report

Burroughs Elementary School  
2016-2017

Student ID: S38462

Gr: 03

Home Room: 0302, C Williams Williams, Carolyn  
Yvonne

\* = Withdrawn

Section	Name	Periods	Days Met	Teacher	Abs	Tdy	Avg	Let Grd	Grading Period
100005.002	Reading 3	02	Everyday	Williams, C			97.00%	A	Qtr. 1 16-17 EL

**Activity**

Date	Category	Activity	Score	Comment
09/02/2016	Major Grade	CFA 1.1 RI.3.2	95.00/100.00	
08/26/2016	Minor Grade	Vocabulary	100.00/100.00	
08/26/2016	Minor Grade	Summer Reading/Project	100.00/100.00	

**Student Comment:**

100015.002	Math 3	03	Everyday	Williams, C			100.00%	A	Qtr. 1 16-17 EL
------------	--------	----	----------	-------------	--	--	---------	---	--------------------

**Activity**

Date	Category	Activity	Score	Comment
09/02/2016	Minor Grade	Calendar Math	100.00/100.00	
09/01/2016	Major Grade	CFA 1.1 Standard 3.OA.1,5,9	100.00/100.00	
08/29/2016	Minor Grade	Arrays 3.OA1	100.00/100.00	

**Student Comment:**

100025.002	Lang Arts 3	01	Everyday	Williams, C			99.00%	A	Qtr. 1 16-17 EL
------------	-------------	----	----------	-------------	--	--	--------	---	--------------------

**Activity**

Date	Category	Activity	Score	Comment
08/25/2016	Minor Grade	Spelling -Skill:compound words	95.00/100.00	
08/19/2016	Major Grade	Types of Sentences L.3.1	100.00/100.00	
08/19/2016	Minor Grade	Spelling - Skill-VCe	100.00/100.00	

**Student Comment:**

100045.002	Soc Studies3	05	Everyday	Williams, C			100.00%	A	Qtr. 1 16-17 EL
------------	--------------	----	----------	-------------	--	--	---------	---	--------------------

**Activity**

Date	Category	Activity	Score	Comment
08/19/2016	Major Grade	Rules and Procedures	100.00/100.00	

**Student Comment:**

801200.002	Work Rel Sk3	08	Everyday	Williams, C			97.00%	S	Qtr. 1 16-17 EL
------------	--------------	----	----------	-------------	--	--	--------	---	--------------------

**Activity**

Date	Category	Activity	Score	Comment
08/29/2016	Major Grade	Work Study	90.00/100.00	
08/22/2016	Major Grade	Work Study	100.00/100.00	
08/15/2016	Major Grade	Work Study	100.00/100.00	


**Student Comment:**

801201.002	Con/Intp Sk	07	Everyday	Williams, C			97.00%	S	Qtr. 1 16-17 EL
------------	-------------	----	----------	-------------	--	--	--------	---	--------------------

**Activity**

Date	Category	Activity	Score	Comment
08/29/2016	Major Grade	Conduct	90.00/100.00	
08/22/2016	Major Grade	Conduct	100.00/100.00	
08/15/2016	Major Grade	Week 1	100.00/100.00	
08/15/2016	Major Grade	Conduct	/100.00	

**Student Comment:**



Parent/Guardian Signature



M.W. Burroughs Elementary School  
6875 Burroughs Lane  
Theodore, Alabama 36582

Phone: 251.221.1077

Dr. Julia S. Nelson, Principal

## CONGRATULATIONS

Date: \_\_\_\_\_

Dear Parents,

Congratulations, your child, \_\_\_\_\_ was chosen as a "Terrific Kid" for this quarter. There will be an assembly in the school "All Purpose Building" Friday, March 31, 2017 at 9:00 am. Your child will be honored and receive his/her award. We will also celebrate Perfect Attendance, A & A/B Honor Roll and AR Points. Please come and support your child's achievements.

Sincerely,

*Annette N. Johnson*

Ms. Annette N. Johnson  
"Terrific Kids" Program Coordinator

*Julia S. Nelson*

Burroughs Elementary Principal