



Screening Report Alabama ACT Aspire

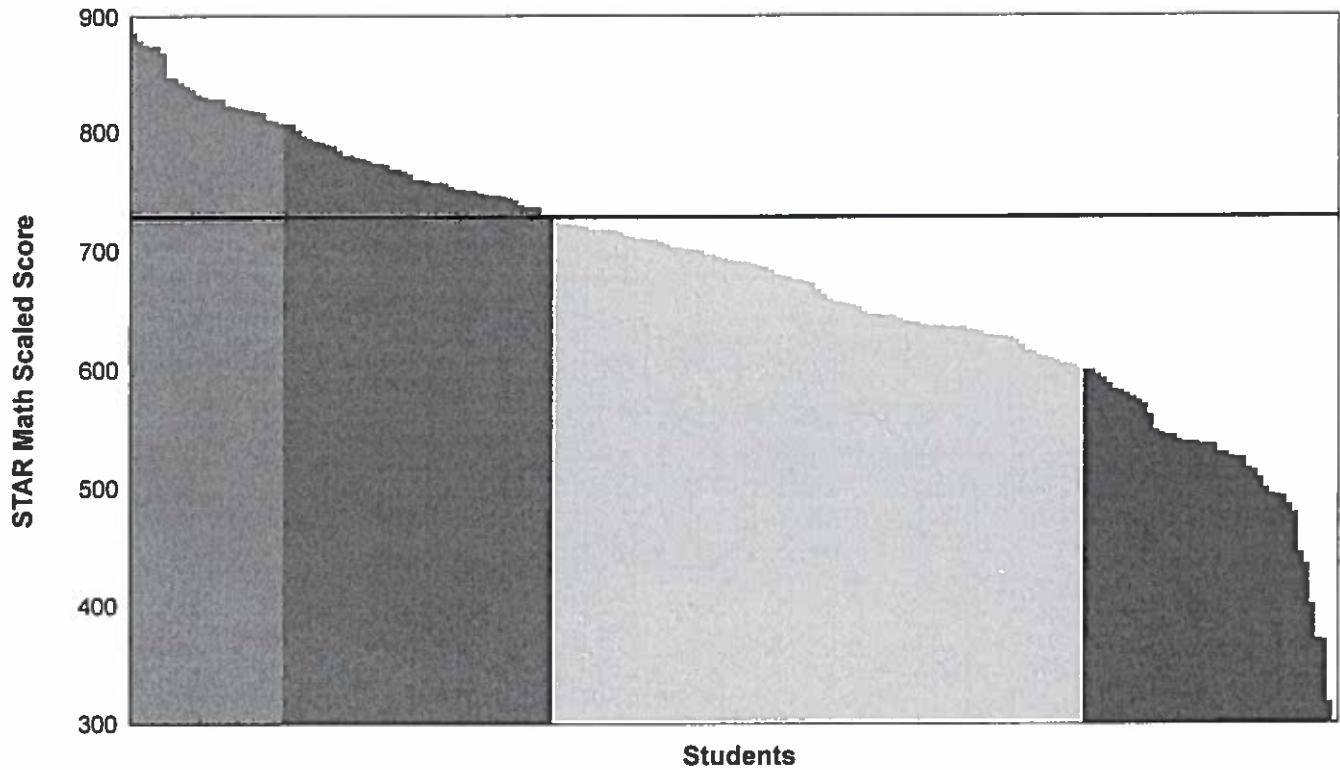
Printed Friday, December 9, 2016 10:58:16 AM

School: Grand Bay Middle School

Reporting Period: 8/15/2016 - 9/14/2016
(Fall)

Report Options
Reporting Parameter Group: All Demographics [Default]

Grade: 6



Categories / Levels	Current Benchmark ^d			Benchmark At Time of State Test
		Number	Percent	
Proficient				
Exceeding	At/Above 808 SS	26	13%	At/Above 842 SS
Ready	At/Above 729 SS	46	22%	At/Above 778 SS
Category Total		72	35%	
Less Than Proficient				
Close	Below 728 SS	91	44%	Below 778 SS
Need Support	Below 600 SS	43	21%	Below 663 SS
Category Total		134	65%	
Students Tested		206		

Key questions to ask based on this and other information: Are you satisfied with the number of students at the highest level of performance? Next, consider the level or score that indicates proficiency. Which students just above proficiency are you "worried about" and what support within or beyond core instruction is warranted? What support is needed for students just below? Do all students represented by your lowest level need urgent intervention?

^d Benchmark adjusted for time of year using student growth norms.

⚡ Audio enabled for this test.



Screening Report Alabama ACT Aspire

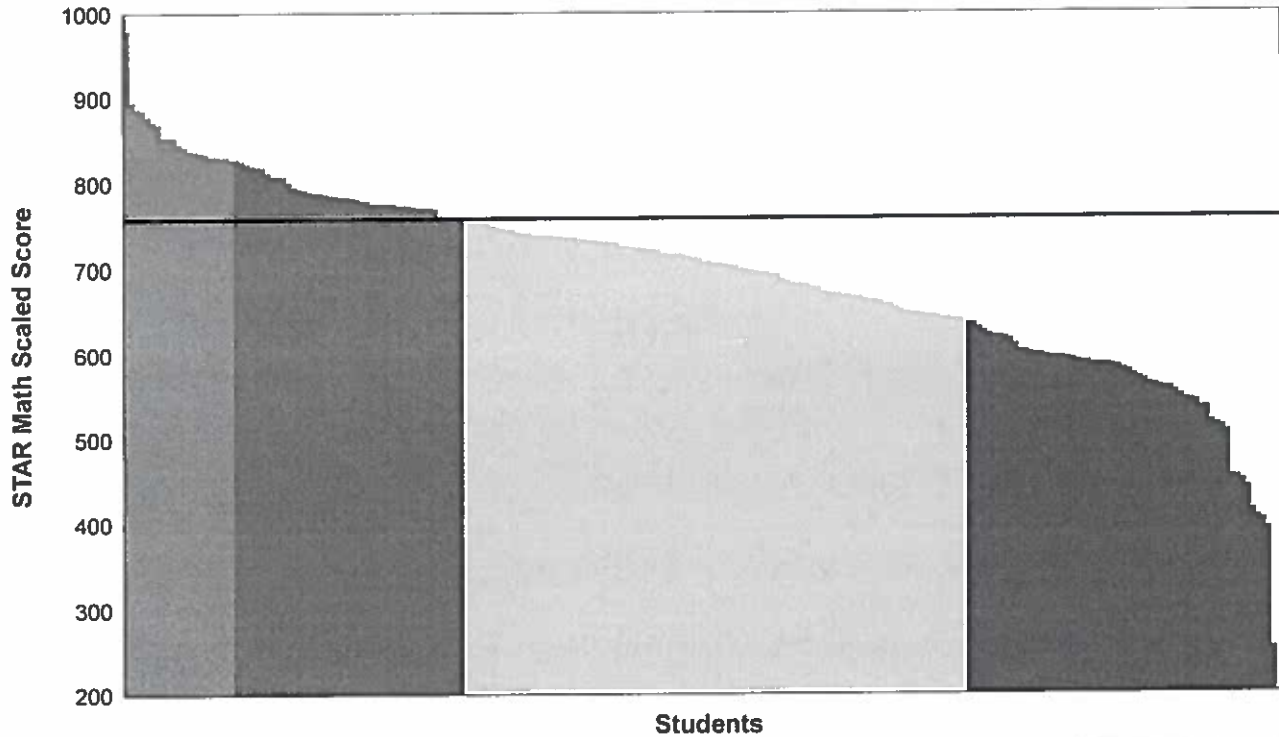
Printed Monday, January 23, 2017 7:56:27 AM

School: Grand Bay Middle School

Reporting Period: 1/17/2017 - 2/16/2017
(Winter)

Report Options
Reporting Parameter Group: All Demographics [Default]

Grade: 6



Categories / Levels	Current Benchmark ^d	Number	Percent	Benchmark At Time of State Test
Proficient				
Exceeding	A/Above 828 SS	21	9%	A/Above 842 SS
Ready	A/Above 758 SS	44	20%	A/Above 778 SS
Category Total		65	29%	
Less Than Proficient				
Close	Below 757 SS	97	44%	Below 778 SS
Need Support	Below 637 SS	60	27%	Below 663 SS
Category Total		157	71%	
Students Tested		222		

Key questions to ask based on this and other information: Are you satisfied with the number of students at the highest level of performance? Next, consider the level or score that indicates proficiency. Which students just above proficiency are you "worried about" and what support within or beyond core instruction is warranted? What support is needed for students just below? Do all students represented by your lowest level need urgent intervention?

^d Benchmark adjusted for time of year using student growth norms.

⚙️ Audio enabled for this test.



Screening Report Alabama ACT Aspire

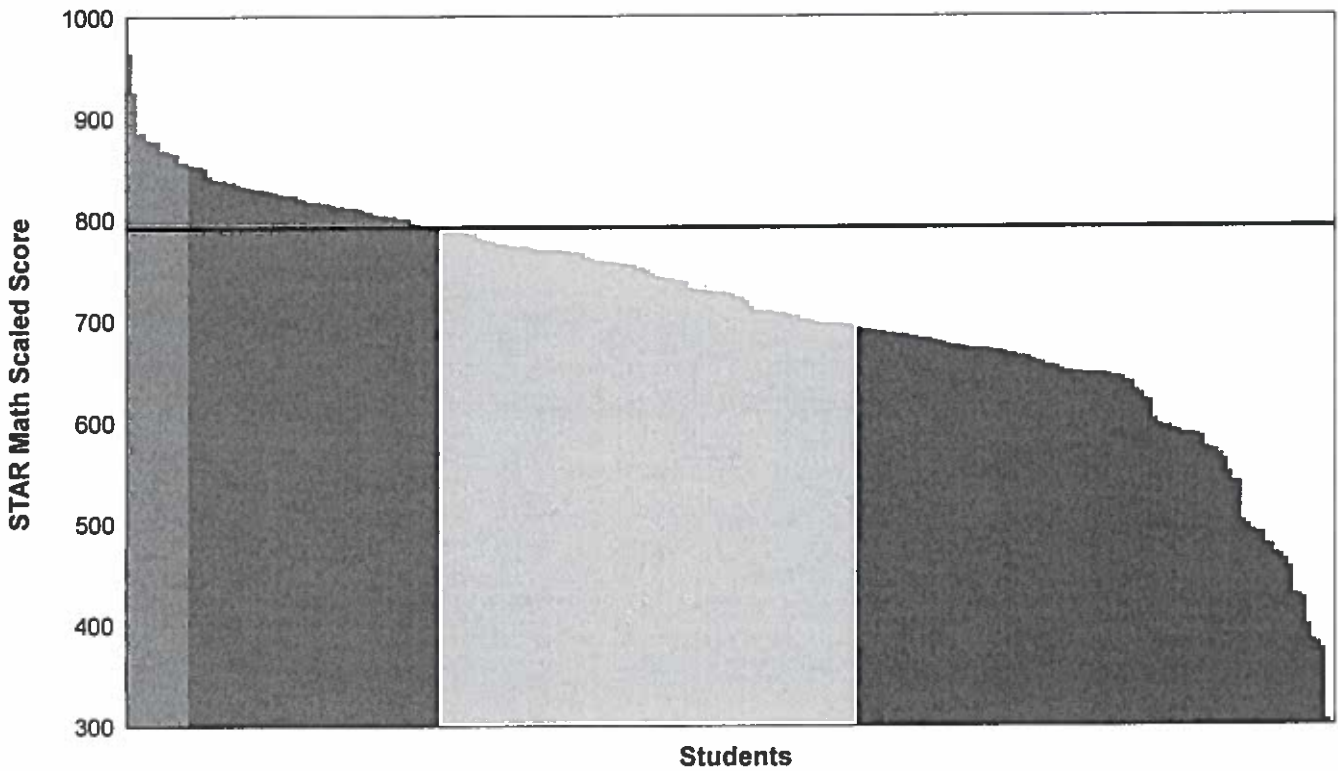
Printed Friday, December 9, 2016 10:59:34 AM

School: Grand Bay Middle School

Reporting Period: 8/15/2016 - 9/14/2016
(Fall)

Report Options
Reporting Parameter Group: All Demographics [Default]

Grade: 7



Categories / Levels	Current Benchmark ^d		Benchmark At Time of State Test	
	Number	Percent		
Proficient				
<input checked="" type="checkbox"/> Exceeding <input checked="" type="checkbox"/> Ready	At/Above 856 SS At/Above 792 SS	13 53	5% 21%	At/Above 877 SS At/Above 822 SS
Category Total		66	26%	
Less Than Proficient				
<input type="checkbox"/> Close <input checked="" type="checkbox"/> Need Support	Below 791 SS Below 693 SS	89 101	35% 39%	Below 822 SS Below 739 SS
Category Total		190	74%	
Students Tested		256		

Key questions to ask based on this and other information: Are you satisfied with the number of students at the highest level of performance? Next, consider the level or score that indicates proficiency. Which students just above proficiency are you "worried about" and what support within or beyond core instruction is warranted? What support is needed for students just below? Do all students represented by your lowest level need urgent intervention?

^d Benchmark adjusted for time of year using student growth norms.

⚠ Audio enabled for this test.



Screening Report Alabama ACT Aspire

Printed Monday, January 30, 2017 8:02:19 AM

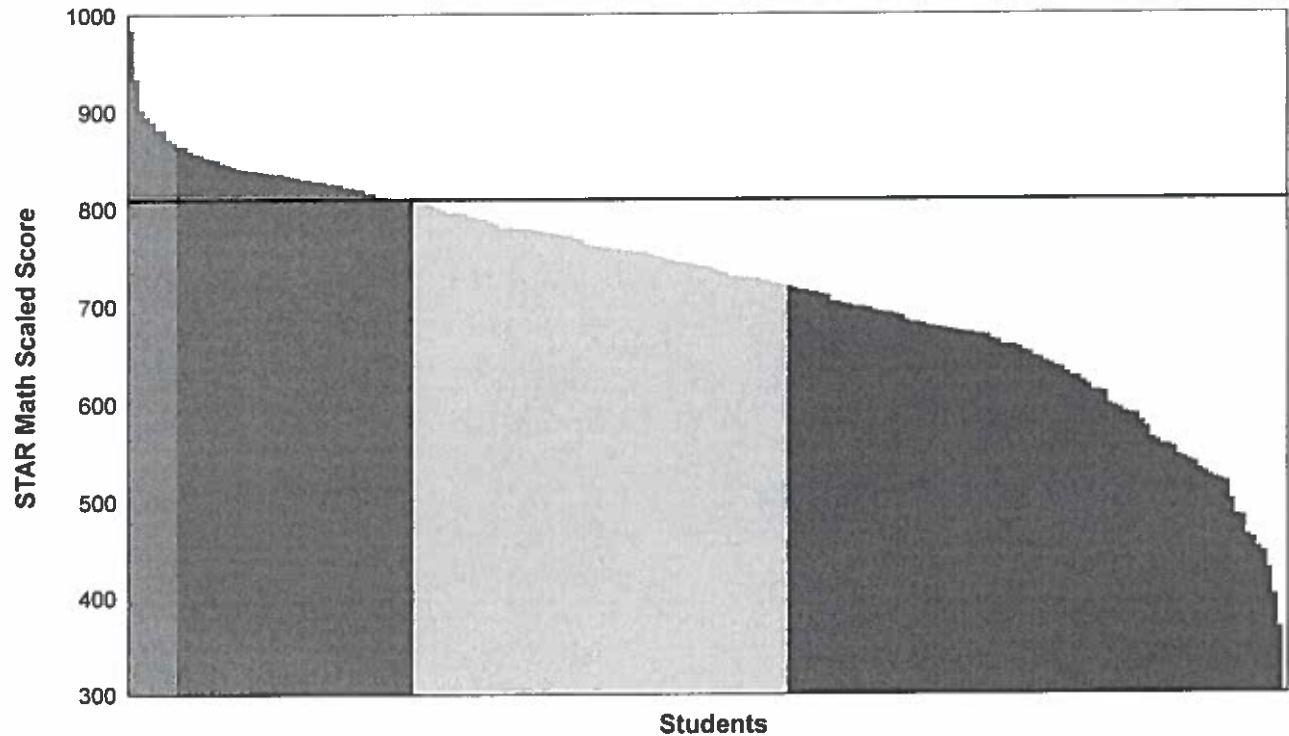
School: Grand Bay Middle School

Reporting Period: 1/17/2017 - 2/16/2017
(Winter)

Report Options

Reporting Parameter Group: All Demographics [Default]

Grade: 7



Categories / Levels	Current Benchmark ^d	Number	Percent	Benchmark At Time of State Test
Proficient				
Exceeding	At/Above 868 SS	9	4%	At/Above 877 SS
Ready	At/Above 810 SS	44	20%	At/Above 822 SS
Category Total		53	25%	
Less Than Proficient				
Close	Below 809 SS	70	32%	Below 822 SS
Need Support	Below 720 SS	93	43%	Below 739 SS
Category Total		163	75%	
Students Tested		216		

Key questions to ask based on this and other information: Are you satisfied with the number of students at the highest level of performance? Next, consider the level or score that indicates proficiency. Which students just above proficiency are you "worried about" and what support within or beyond core instruction is warranted? What support is needed for students just below? Do all students represented by your lowest level need urgent intervention?

^d Benchmark adjusted for time of year using student growth norms.

⚡ Audio enabled for this test.



Screening Report Alabama ACT Aspire

Fall 2016 8th grade

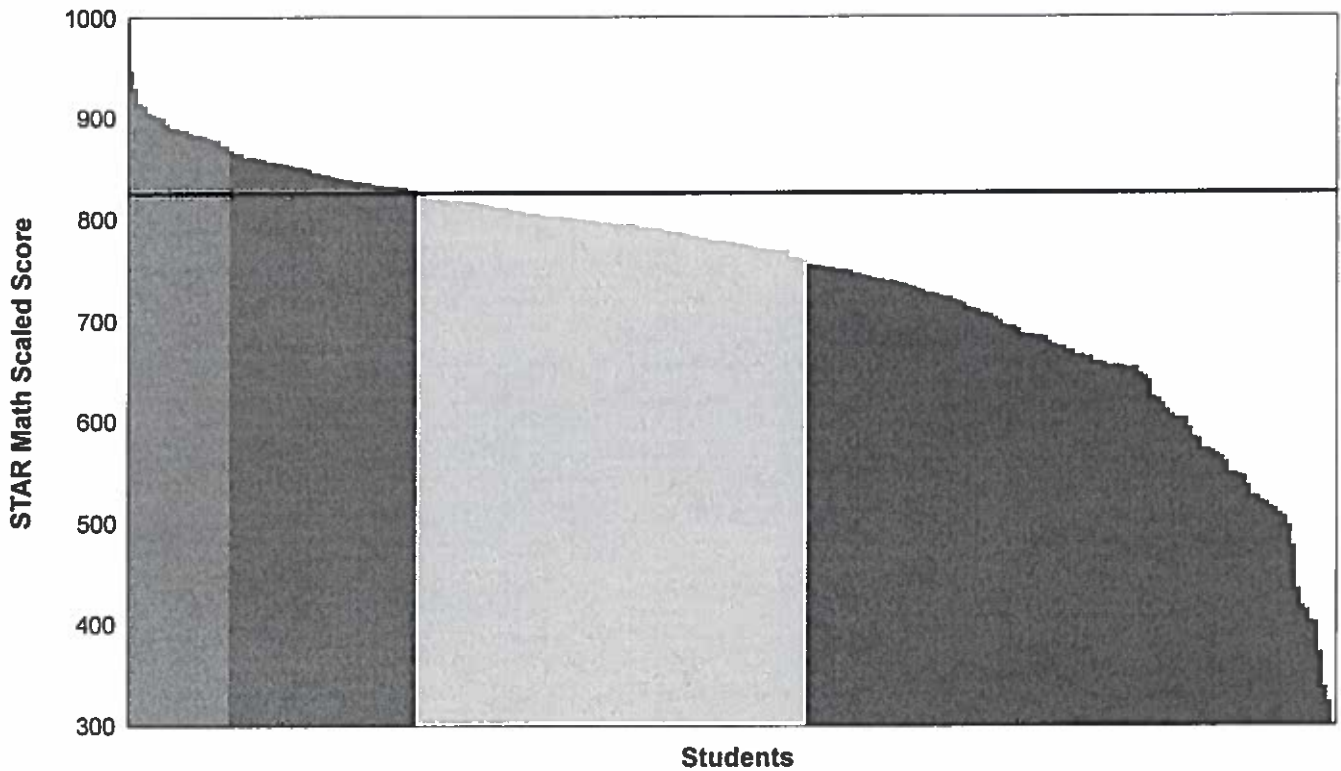
Printed Friday, December 9, 2016 11:00:49 AM

School: Grand Bay Middle School

Reporting Period: 8/15/2016 - 9/14/2016
(Fall)

Report Options
Reporting Parameter Group: All Demographics [Default]

Grade: 8



Categories / Levels	Current Benchmark ^d	Number	Percent	Benchmark At Time of State Test
Proficient				
Exceeding	At/Above 871 SS	22	8%	At/Above 890 SS
Ready	At/Above 826 SS	41	15%	At/Above 850 SS
Category Total		63	24%	
Less Than Proficient				
Close	Below 825 SS	86	32%	Below 850 SS
Need Support	Below 757 SS	116	44%	Below 788 SS
Category Total		202	76%	
Students Tested		265		

Key questions to ask based on this and other information: Are you satisfied with the number of students at the highest level of performance? Next, consider the level or score that indicates proficiency. Which students just above proficiency are you "worried about" and what support within or beyond core instruction is warranted? What support is needed for students just below? Do all students represented by your lowest level need urgent intervention?

^d Benchmark adjusted for time of year using student growth norms.

⚡ Audio enabled for this test.



Screening Report Alabama ACT Aspire

Printed Monday, January 30, 2017 8:03:44 AM

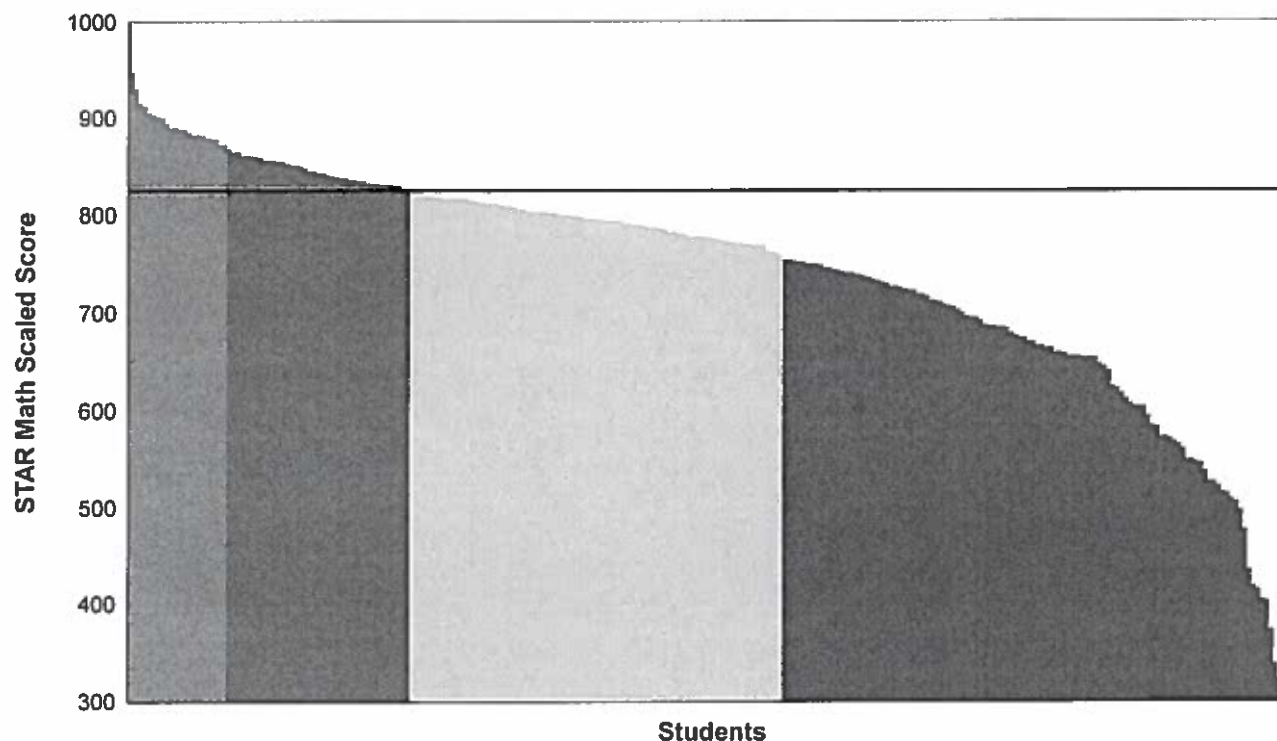
School: Grand Bay Middle School

Reporting Period: 8/15/2016 - 9/14/2016
(Fall)

Report Options

Reporting Parameter Group: All Demographics [Default]

Grade: 8



Categories / Levels	Current Benchmark ^d	Number	Percent	Benchmark At Time of State Test
Proficient				
 Exceeding	At/Above 871 SS	22	8%	At/Above 890 SS
 Ready	At/Above 826 SS	41	16%	At/Above 850 SS
Category Total		63	24%	
Less Than Proficient				
 Close	Below 825 SS	84	32%	Below 850 SS
 Need Support	Below 757 SS	113	43%	Below 788 SS
Category Total		197	76%	
Students Tested		260		

Key questions to ask based on this and other information: Are you satisfied with the number of students at the highest level of performance? Next, consider the level or score that indicates proficiency. Which students just above proficiency are you "worried about" and what support within or beyond core instruction is warranted? What support is needed for students just below? Do all students represented by your lowest level need urgent intervention?

^d Benchmark adjusted for time of year using student growth norms.

⚙️ Audio enabled for this test.



Grand Bay Middle School

PST Meeting

September 20, 2016

Sign-In Sheet

1. April Beard
2. Sandra Morris
3. Chris Acosta
4. Suzanne Bayles
5. Janna Gilmore
6. ~~D. D.~~
7. B. Bayles
8. John Smith
9. Nancy Tate
10. ~~K. G.~~
11. Ami S Brooks
12. Gwa Monemo
13. Jennifer B Olewnik
14. Brooke Ladnier
15. Michelle Bell Klose
16. J. Noel
17. J. Lindsey
18. _____
19. _____
20. _____
21. _____
22. _____
23. _____

Grand Bay Middle School ~Problem Solving Team (PST) PLCIA

PST Members in Attendance	Date: 9-20-16	Time: all day	Needs Based Focus for Meeting
1 See attached sign in sheet	7		To meet with teachers who have At-risk and failing students so that strategies may be implemented to help.
2	8		
3	9		
4	10		
5	11		
6	12		
Minutes of Meeting			
Meet with teachers by subject and grade level to discuss at risk and failing students.	Action to be Taken		Who
Decide on strategies per student to implement based on their needs.	Decide as a team if the student is in need of extra intervention.		Core teacher and PST member.
Prepare strategy and PST documentation and parent notification.	STAR test students to gauge improvement (beginning and intermittent tests) Make up work, reteaching and retesting. Notify parent of student's progress.		PST team Core teachers PST team
			Target Date
			This meeting and ongoing meetings. Before next meeting Before next meeting

Administrator Signature _____ Date _____

Comments:

PST Meeting September 20, 2017

7:39-8:39 6th Period

Belle Isle - Wednesday during 6th Period (18 students)

Bush - 7:40-8:10 (7 students) ✓

Ladnier - 8:15-8:35 (4 students)

3

8:43-9:43 5th Period

Paper work

9:47-10:47 4th Period

Lindsey - 9:50-9:55 (1 student) - absent

Gilmore - 9:55-10:30 (11 students) ✓

Drake - 10:30-10:45 (4 students) ✓

Noel - Wednesday during 4th Period (24 students)

10:51-12:15 3rd Period

Paperwork and Lunch Duty

12:19-1:19 2nd Period

Lunch and Catching Up

1:23-2:25 1st Period

Streety - 1:25-1:35 (3 students) ✓ 8th grade

Pate - 1:35-1:40 (1 student) ✓

Gaston - 1:40-1:50 (2 students) ✓

Brooks - 1:50-2:00 (2 students) ✓

Olewnik - 2:00-2:15 (4 students)

(If we run out of time we will finish on Wednesday 1st period)

You have been given your referral paperwork. Please come to the meeting prepared with your papers filled out to the best of your ability and current STAR score. If there is some information you don't know we can find it at your meeting time.

Mrs. Belle Isle and Ms. Noel, if you need help with your paperwork, please ask before Wednesday. Mrs. Morris and I can help with it during 5th, 3rd, and 2nd period.

This will speed up the process and we can quickly determine strategies to help your students. I am pleased with the low numbers of students we are beginning with! Good job!!