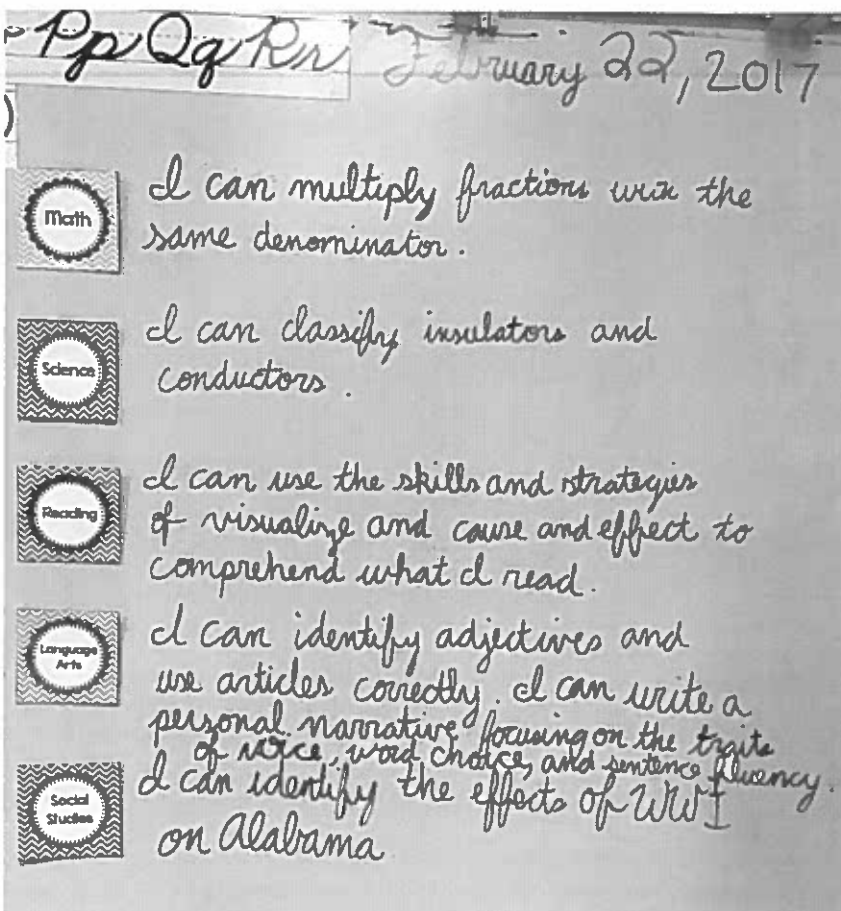
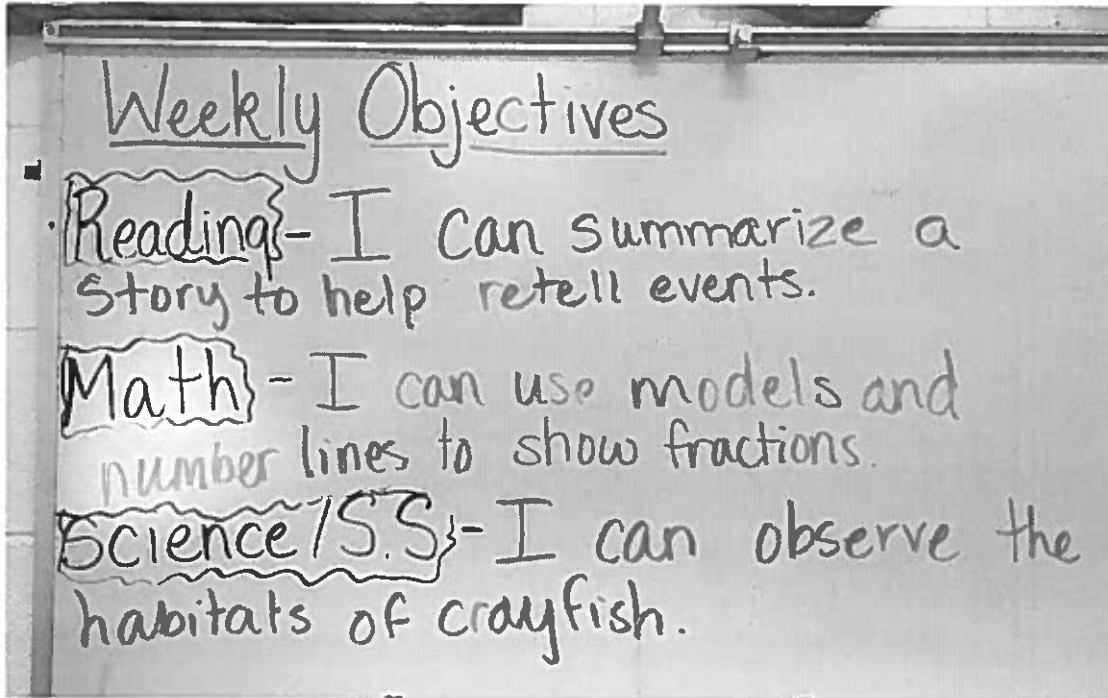



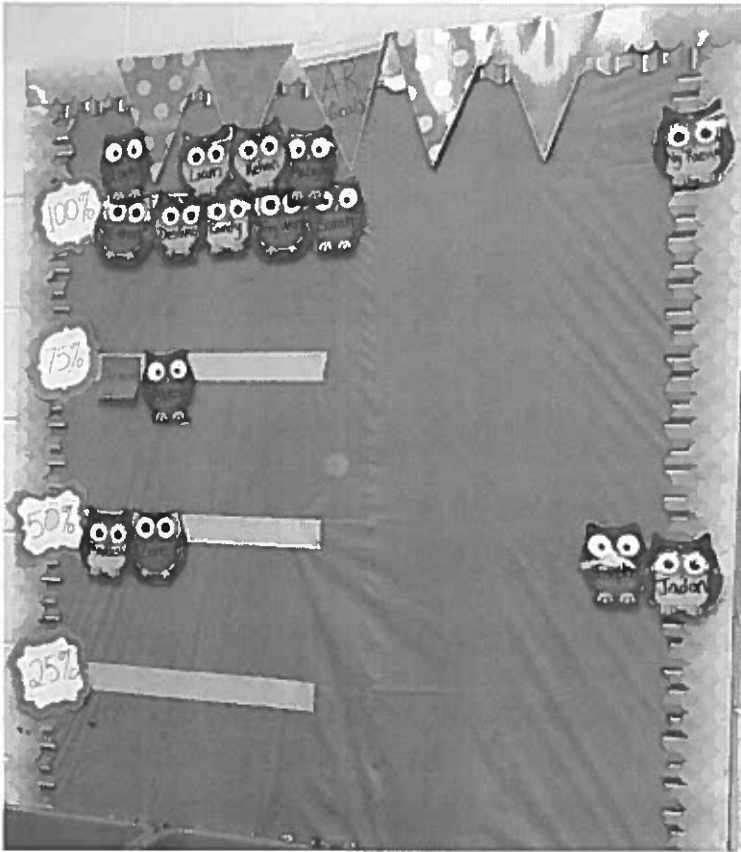
Practices Implemented for Standard 3.6--- EVIDENCE

Teaching and Assessing for Learning

- Teachers post "I can" statements as visuals for students to guide and inform them of the skills and content they are learning:



- Teachers convey student progress in overall Accelerated Reading (AR) goals by providing visual feedback:



- Teachers provide examples to guide and inform students regarding new concepts and strategies they are learning:

"Be proud today"

Strategies for Multiplying Whole number by fraction

- ① Model - groups of fraction
- ② Repeated addition $\frac{2}{3} + \frac{2}{3} + \frac{2}{3} = \frac{6}{3}$
- ③ Number line - Jumps of
- ④ Algor. - Whole multiply by numerator #

MATH

PLACE VALUE

1	3	1	2	4
---	---	---	---	---

Ways to show a NUMBER

STANDARD FORM 356,124	WORD FORM Three hundred fifty six thousand, one hundred twenty four
BASE TEN FORM 124 □ ::	EXPANDED FORM 300,000 + 50,000 + 6,000 + 100 + 20 + 4

Ways to Divide

$18 \div 6 = 3$

Equal Groups

Array

Number Line

Main Key Words

<h4>Addition (+)</h4> <ul style="list-style-type: none"> Sum total plus in all altogether and perimeter increased by together 	<h4>Subtraction (-)</h4> <ul style="list-style-type: none"> difference less than minus take away fewer left over are not remain how many more
<h4>Multiplication (x)</h4> <ul style="list-style-type: none"> times each in all twice product factor area multiple 	<h4>Division (÷)</h4> <ul style="list-style-type: none"> half some split part divisor equal group separate divided by dividend shared equally distributed cut up

Strategies for Word Problems

#1 Read the problem

#4 Solve

#2 underline the question

#5 Write a number sentence

#3 Draw a picture

#6 Check your answers

Use number line & number

Use a ten frame

Use counters

ty 30

ty 40

ty 50

ty 60

ty 70

ty 80

ty 90

ty 100

Wonders Theme Board

Genre

Expository Text:
This genre presents and shares information in a logical way. This includes expository texts, descriptive texts, and texts that provide background information.

Essential Question

How are people able to fly?

Comprehension Skill

Cause and Effect:
How are the events in the story related to each other? How do the characters' actions affect the story? How do the events in the story affect the characters?

Vocabulary Words

Expository writing
Unit 2

- use the text structure of expository writing
- identify the main idea and supporting details
- identify the author's purpose
- identify the author's point of view
- identify the author's bias or perspective
- identify the author's tone
- identify the author's style
- identify the author's audience

Grammar

Expository Text:
Expository text is a genre of writing that provides information, facts, or details about a topic. It is used to inform, explain, or persuade the reader.

Spelling Words

Unit 2, Week 2 Spelling Words

1. aware	11. suggest
2. avoid	12. display
3. aware	13. avoid
4. avoid	14. suggest
5. aware	15. display
6. avoid	16. suggest
7. aware	17. display
8. avoid	18. suggest
9. aware	19. display
10. avoid	20. suggest

Comprehension Strategy

Read:
Read the text carefully and slowly. Pay attention to the main idea and supporting details. Use the strategies you have learned to help you understand the text.

FOCUS WALL

WONDERS

On the Move

Unit 2 Week 2

Essential Question: What are some reasons people moved west?

Clue: A town of 100 people
• Features a larger than life horse
• Includes horseback riding

On the Move

Unit 2 Week 2

Comprehension Strategy: Visualize

Visualize: "When you read, picture the characters, key events, and setting of the story."

Unit 2 Week 2 Spelling Words

famous	radar
razor	vacancy
beside	beyond
defend	delay
demand	prevent
secret	veto
boom	diver
cider	science
clover	spoken
stolen	bulb

Unit 2 Week 2 Vocabulary

plunging	prospector
scuffed	settlement
shrivel	territories
topple	withered

Traits Writing

Ideas

Organize your ideas into a plan that you can follow.

Organization

Use the organization strategies you have learned to help you organize your ideas.

Voice

Use the voice strategies you have learned to help you give your writing a strong voice.

Word Choice

Use the word choice strategies you have learned to help you choose the best words for your writing.

Where am I in the Writing Process?

Prewriting

• Think about what you want to write

• Choose your topic

• Organize your ideas

Drafting

• Write a first draft

• Write a second draft

• Write a third draft

Revising

• Read your draft

• Make changes

• Add or delete words

Editing

• Check for errors

• Correct errors

• Add punctuation




Publishing

• Share your writing

• Make a final copy

• Add a title page

- Some students measure their own learning by collecting data in their data folders. This provides feedback about strengths and areas that need to be addressed.



- Students are provided feedback about their learning through bulletin board visuals:

