

Survey Response Counts

Section: Purpose and Direction

Question / Institution			Strongly Agree	Agree	Neutral	Total
			%	%	%	%
1. Our school's purpose statement is clearly focused on student success.	Mobile County Training Middle School	Average Score	56.86%	37.25%	5.88%	100%
		4.51	56.86%	37.25%	5.88%	100%
	Total			56.86%	37.25%	5.88%
2. Our school's purpose statement is formally reviewed and revised with involvement from parents.	Mobile County Training Middle School	Average Score	39.22%	55.88%	4.9%	100%
		4.34	39.22%	55.88%	4.9%	100%
	Total			39.22%	55.88%	4.9%
3. Our school has established goals and a plan for improving student learning.	Mobile County Training Middle School	Average Score	43.14%	45.1%	11.76%	100%
		4.31	43.14%	45.1%	11.76%	100%
	Total			43.14%	45.1%	11.76%
Total			46.41%	46.08%	7.52%	100%

Section: Governance and Leadership

Question / Institution			Strongly Agree	Agree	Neutral	Disagree	Strongly Disagree	Not Applicable	Total
			%	%	%	%	%	%	%
4. Our school's governing body operates responsibly and functions effectively.	Mobile County Training Middle School	Average Score	48.04%	45.1%	5.88%	0%	0.98%	0%	100%
		4.39	48.04%	45.1%	5.88%	0%	0.98%	0%	100%
	Total			48.04%	45.1%	5.88%	0%	0.98%	0%
5. Our school's governing body does not interfere with the operation or leadership of our school.	Mobile County Training Middle School	Average Score	43.14%	48.04%	5.88%	1.96%	0.98%	0%	100%
		4.3	43.14%	48.04%	5.88%	1.96%	0.98%	0%	100%
	Total			43.14%	48.04%	5.88%	1.96%	0.98%	0%

Question / Institution			Strongly Agree	Agree	Neutral	Disagree	Strongly Disagree	Not Applicable	Total
			%	%	%	%	%	%	%
6. Our school has high expectations for students in all classes.	Mobile County Training Middle School	Average Score	43.14%	47.06%	8.82%	0%	0.98%	0%	100%
		4.31	43.14%	47.06%	8.82%	0%	0.98%	0%	100%
	Total	43.14%	47.06%	8.82%	0%	0.98%	0%	100%	
7. Our school shares responsibility for student learning with its stakeholders.	Mobile County Training Middle School	Average Score	45.1%	44.12%	9.8%	0%	0.98%	0%	100%
		4.32	45.1%	44.12%	9.8%	0%	0.98%	0%	100%
	Total	45.1%	44.12%	9.8%	0%	0.98%	0%	100%	
8. Our school communicates effectively about the school's goals and activities.	Mobile County Training Middle School	Average Score	44.12%	46.08%	8.82%	0%	0.98%	0%	100%
		4.32	44.12%	46.08%	8.82%	0%	0.98%	0%	100%
	Total	44.12%	46.08%	8.82%	0%	0.98%	0%	100%	
9. Our school provides opportunities for stakeholders to be involved in the school.	Mobile County Training Middle School	Average Score	38.24%	47.06%	12.75%	0%	0.98%	0.98%	100%
		4.19	38.24%	47.06%	12.75%	0%	0.98%	0.98%	100%
	Total	38.24%	47.06%	12.75%	0%	0.98%	0.98%	100%	
Total			43.63%	46.24%	8.66%	0.33%	0.98%	0.16%	100%

Section: Teaching and Assessing for Learning

Question / Institution			Strongly Agree	Agree	Neutral	Disagree	Strongly Disagree	Not Applicable	Total
			%	%	%	%	%	%	%
10. All of my child's teachers provide an equitable curriculum that meets his/her learning needs.	Mobile County Training Middle School	Average Score	46.08%	40.2%	12.75%	0%	0.98%	0%	100%
		4.3	46.08%	40.2%	12.75%	0%	0.98%	0%	100%
	Total	46.08%	40.2%	12.75%	0%	0.98%	0%	100%	
11. All of my child's teachers give work that challenges my child.	Mobile County Training Middle School	Average Score	42.16%	49.02%	7.84%	0%	0.98%	0%	100%
		4.31	42.16%	49.02%	7.84%	0%	0.98%	0%	100%
	Total	42.16%	49.02%	7.84%	0%	0.98%	0%	100%	
12. All of my child's teachers use a variety of teaching strategies and learning activities.	Mobile County Training Middle School	Average Score	42.16%	37.25%	19.61%	0%	0.98%	0%	100%
		4.2	42.16%	37.25%	19.61%	0%	0.98%	0%	100%
	Total	42.16%	37.25%	19.61%	0%	0.98%	0%	100%	

Question / Institution			Strongly Agree	Agree	Neutral	Disagree	Strongly Disagree	Not Applicable	Total
			%	%	%	%	%	%	%
13. All of my child's teachers meet his/her learning needs by individualizing instruction.	Mobile County Training Middle School	Average Score	43.14%	44.12%	11.76%	0%	0.98%	0%	100%
		4.28	43.14%	44.12%	11.76%	0%	0.98%	0%	100%
	Total			43.14%	44.12%	11.76%	0%	0.98%	0%
14. All of my child's teachers work as a team to help my child learn.	Mobile County Training Middle School	Average Score	43.14%	46.08%	9.8%	0%	0.98%	0%	100%
		4.3	43.14%	46.08%	9.8%	0%	0.98%	0%	100%
	Total			43.14%	46.08%	9.8%	0%	0.98%	0%
15. All of my child's teachers help me to understand my child's progress.	Mobile County Training Middle School	Average Score	39.22%	44.12%	15.69%	0%	0.98%	0%	100%
		4.21	39.22%	44.12%	15.69%	0%	0.98%	0%	100%
	Total			39.22%	44.12%	15.69%	0%	0.98%	0%
16. All of my child's teachers keep me informed regularly of how my child is being graded.	Mobile County Training Middle School	Average Score	44.12%	44.12%	8.82%	1.96%	0.98%	0%	100%
		4.28	44.12%	44.12%	8.82%	1.96%	0.98%	0%	100%
	Total			44.12%	44.12%	8.82%	1.96%	0.98%	0%
17. All of my child's teachers report on my child's progress in easy to understand language.	Mobile County Training Middle School	Average Score	36.27%	57.84%	4.9%	0%	0.98%	0%	100%
		4.28	36.27%	57.84%	4.9%	0%	0.98%	0%	100%
	Total			36.27%	57.84%	4.9%	0%	0.98%	0%
18. My child sees a relationship between what is being taught and his/her everyday life.	Mobile County Training Middle School	Average Score	38.24%	48.04%	10.78%	0.98%	0.98%	0.98%	100%
		4.19	38.24%	48.04%	10.78%	0.98%	0.98%	0.98%	100%
	Total			38.24%	48.04%	10.78%	0.98%	0.98%	0.98%
19. My child knows the expectations for learning in all classes.	Mobile County Training Middle School	Average Score	42.16%	50%	6.86%	0%	0.98%	0%	100%
		4.32	42.16%	50%	6.86%	0%	0.98%	0%	100%
	Total			42.16%	50%	6.86%	0%	0.98%	0%
20. My child has at least one adult advocate in the school.	Mobile County Training Middle School	Average Score	37.25%	53.92%	7.84%	0%	0.98%	0%	100%
		4.26	37.25%	53.92%	7.84%	0%	0.98%	0%	100%
	Total			37.25%	53.92%	7.84%	0%	0.98%	0%
21. My child is given multiple assessments to measure his/her understanding of what was taught.	Mobile County Training Middle School	Average Score	35.29%	47.06%	15.69%	0%	0.98%	0.98%	100%
		4.13	35.29%	47.06%	15.69%	0%	0.98%	0.98%	100%
	Total			35.29%	47.06%	15.69%	0%	0.98%	0.98%

Question / Institution			Strongly Agree	Agree	Neutral	Disagree	Strongly Disagree	Not Applicable	Total
			%	%	%	%	%	%	%
22. My child has up-to-date computers and other technology to learn.	Mobile County Training Middle School	Average Score	42.16%	46.08%	9.8%	0.98%	0.98%	0%	100%
		4.27	42.16%	46.08%	9.8%	0.98%	0.98%	0%	100%
	Total			42.16%	46.08%	9.8%	0.98%	0.98%	0%
23. My child has access to support services based on his/her identified needs.	Mobile County Training Middle School	Average Score	35.29%	50.98%	11.76%	0.98%	0.98%	0%	100%
		4.19	35.29%	50.98%	11.76%	0.98%	0.98%	0%	100%
	Total			35.29%	50.98%	11.76%	0.98%	0.98%	0%
Total			40.48%	47.06%	10.99%	0.35%	0.98%	0.14%	100%

Section: Resources and Support Systems

Question / Institution			Strongly Agree	Agree	Neutral	Disagree	Strongly Disagree	Not Applicable	Total
			%	%	%	%	%	%	%
24. Our school provides qualified staff members to support student learning.	Mobile County Training Middle School	Average Score	50%	40.2%	8.82%	0%	0.98%	0%	100%
		4.38	50%	40.2%	8.82%	0%	0.98%	0%	100%
	Total			50%	40.2%	8.82%	0%	0.98%	0%
25. Our school provides an adequate supply of learning resources that are current and in good condition.	Mobile County Training Middle School	Average Score	41.18%	53.92%	3.92%	0%	0.98%	0%	100%
		4.34	41.18%	53.92%	3.92%	0%	0.98%	0%	100%
	Total			41.18%	53.92%	3.92%	0%	0.98%	0%
26. Our school provides a safe learning environment.	Mobile County Training Middle School	Average Score	46.08%	42.16%	9.8%	0.98%	0.98%	0%	100%
		4.31	46.08%	42.16%	9.8%	0.98%	0.98%	0%	100%
	Total			46.08%	42.16%	9.8%	0.98%	0.98%	0%
27. Our school provides students with access to a variety of information resources to support their learning.	Mobile County Training Middle School	Average Score	45.1%	41.18%	12.75%	0%	0.98%	0%	100%
		4.29	45.1%	41.18%	12.75%	0%	0.98%	0%	100%
	Total			45.1%	41.18%	12.75%	0%	0.98%	0%

Question / Institution			Strongly Agree	Agree	Neutral	Disagree	Strongly Disagree	Not Applicable	Total
			%	%	%	%	%	%	%
28. Our school provides excellent support services (e.g., counseling, and/or career planning).	Mobile County Training Middle School	Average Score	39.22%	50.98%	8.82%	0%	0.98%	0%	100%
		4.27	39.22%	50.98%	8.82%	0%	0.98%	0%	100%
	Total			39.22%	50.98%	8.82%	0%	0.98%	0%
29. Our school provides opportunities for students to participate in activities that interest them.	Mobile County Training Middle School	Average Score	42.16%	42.16%	14.71%	0%	0.98%	0%	100%
		4.25	42.16%	42.16%	14.71%	0%	0.98%	0%	100%
	Total			42.16%	42.16%	14.71%	0%	0.98%	0%
30. Our school ensures that the facilities support student learning.	Mobile County Training Middle School	Average Score	46.08%	47.06%	5.88%	0%	0.98%	0%	100%
		4.37	46.08%	47.06%	5.88%	0%	0.98%	0%	100%
	Total			46.08%	47.06%	5.88%	0%	0.98%	0%
31. Our school ensures the effective use of financial resources.	Mobile County Training Middle School	Average Score	35.29%	52.94%	9.8%	0%	0.98%	0.98%	100%
		4.19	35.29%	52.94%	9.8%	0%	0.98%	0.98%	100%
	Total			35.29%	52.94%	9.8%	0%	0.98%	0.98%
32. Our school ensures that instructional time is protected and interruptions are minimized.	Mobile County Training Middle School	Average Score	41.18%	42.16%	14.71%	0%	0.98%	0.98%	100%
		4.2	41.18%	42.16%	14.71%	0%	0.98%	0.98%	100%
	Total			41.18%	42.16%	14.71%	0%	0.98%	0.98%
Total			42.92%	45.86%	9.91%	0.11%	0.98%	0.22%	100%

Section: Using Results for Continuous Improvement

Question / Institution			Strongly Agree	Agree	Neutral	Disagree	Strongly Disagree	Total
			%	%	%	%	%	%
33. Our school ensures that all staff members monitor and report the achievement of school goals.	Mobile County Training Middle School	Average Score	48.04%	41.18%	9.8%	0%	0.98%	100%
		4.35	48.04%	41.18%	9.8%	0%	0.98%	100%
	Total			48.04%	41.18%	9.8%	0%	0.98%

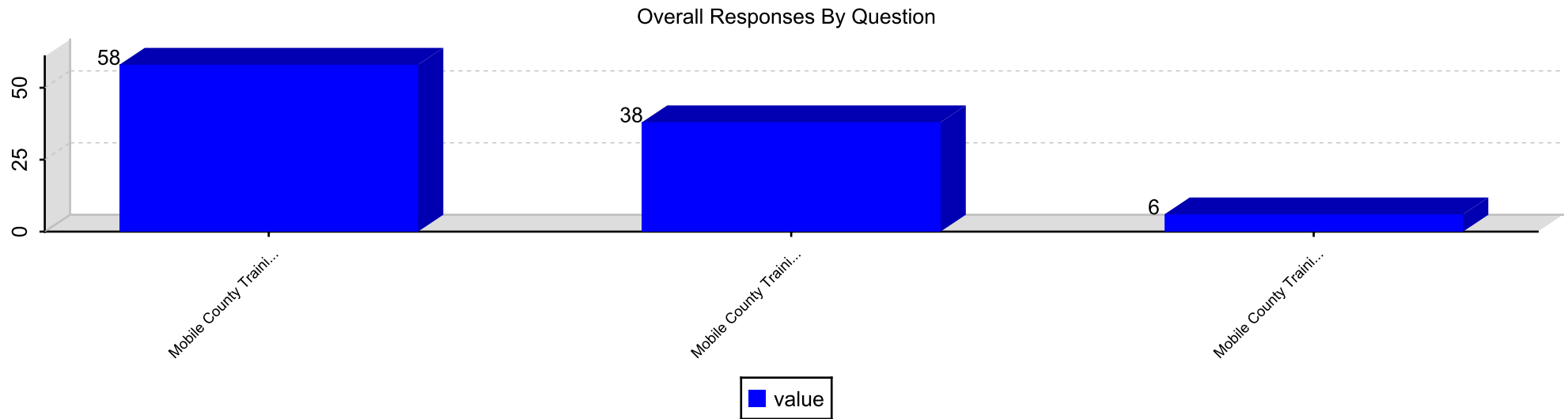
Question / Institution			Strongly Agree	Agree	Neutral	Disagree	Strongly Disagree	Total
			%	%	%	%	%	%
34. My child is prepared for success in the next school year.	Mobile County Training Middle School	Average Score	42.16%	49.02%	6.86%	0.98%	0.98%	100%
		4.3	42.16%	49.02%	6.86%	0.98%	0.98%	100%
	Total		42.16%	49.02%	6.86%	0.98%	0.98%	100%
35. My child has administrators and teachers that monitor and inform me of his/her learning progress.	Mobile County Training Middle School	Average Score	42.16%	46.08%	10.78%	0%	0.98%	100%
		4.28	42.16%	46.08%	10.78%	0%	0.98%	100%
	Total		42.16%	46.08%	10.78%	0%	0.98%	100%
Total			44.12%	45.42%	9.15%	0.33%	0.98%	100%

Responses By Section and Question

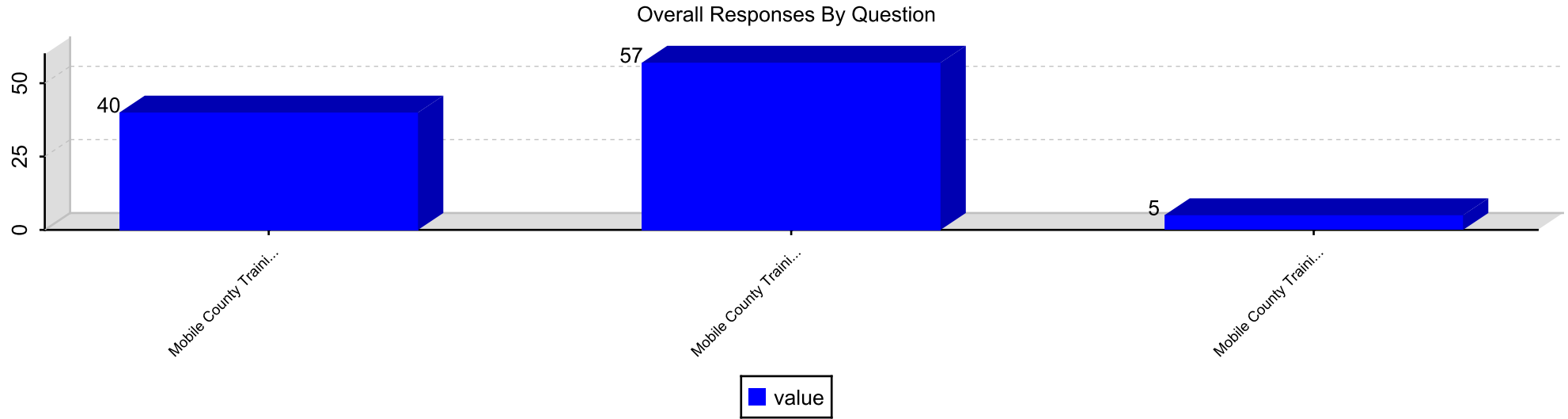
Section: Purpose and Direction

Responses By Question

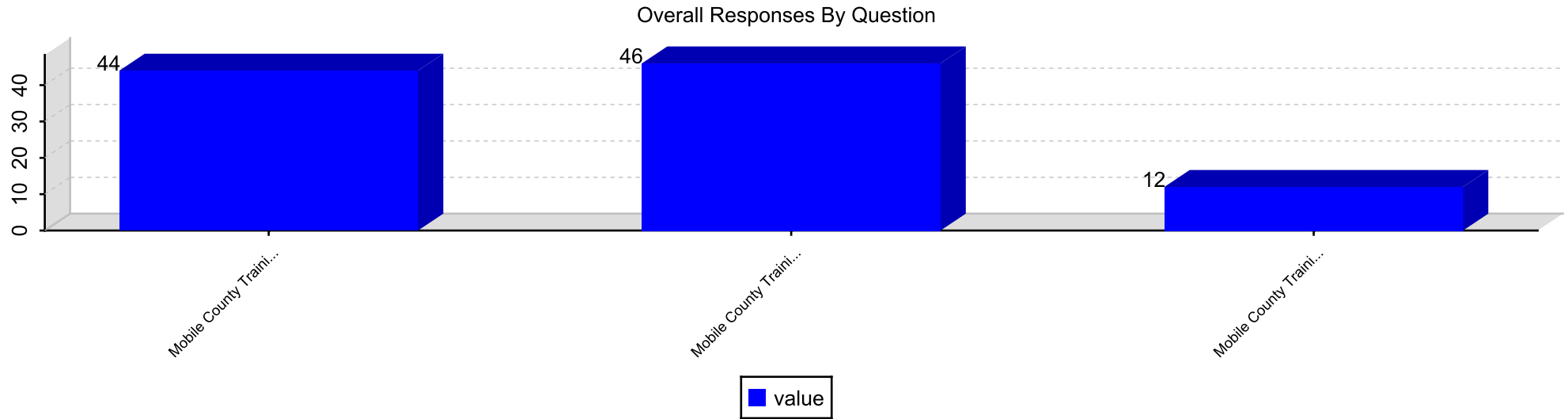
Question 1. Our school's purpose statement is clearly focused on student success.



Question 2. Our school's purpose statement is formally reviewed and revised with involvement from parents.



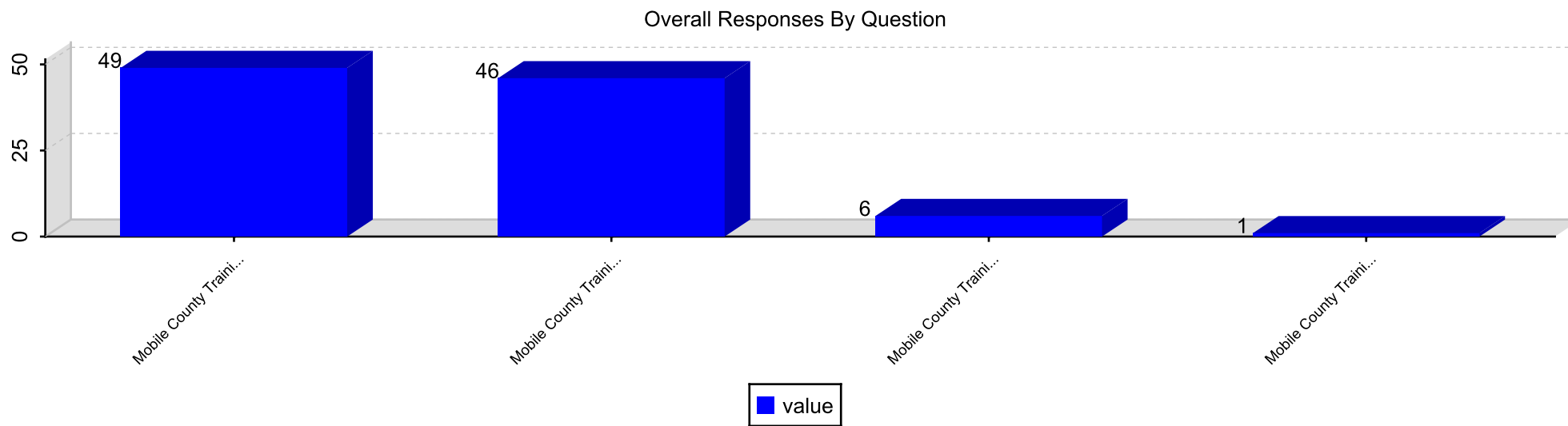
Question 3. Our school has established goals and a plan for improving student learning.



Section: Governance and Leadership

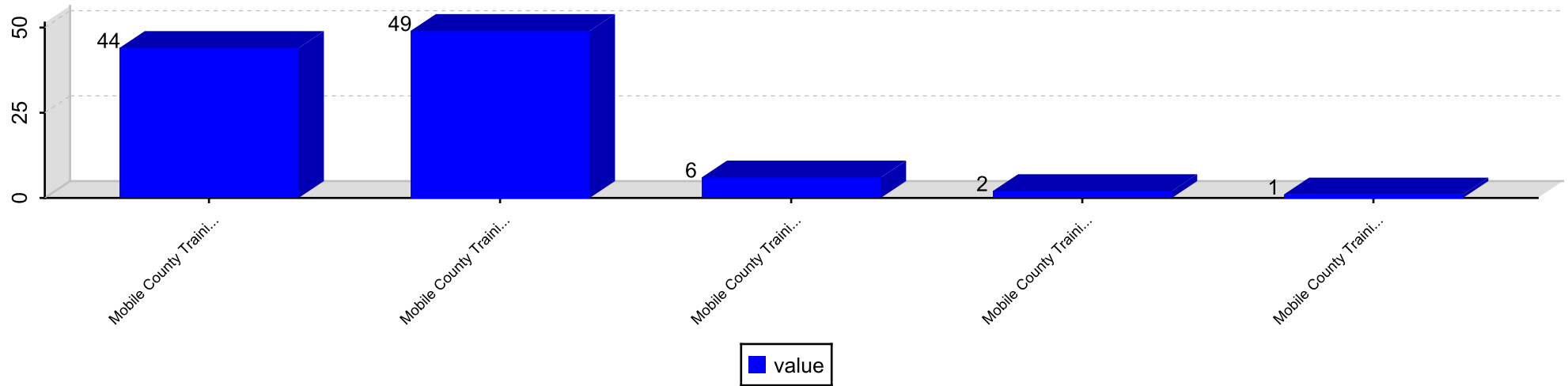
Responses By Question

Question 4. Our school's governing body operates responsibly and functions effectively.



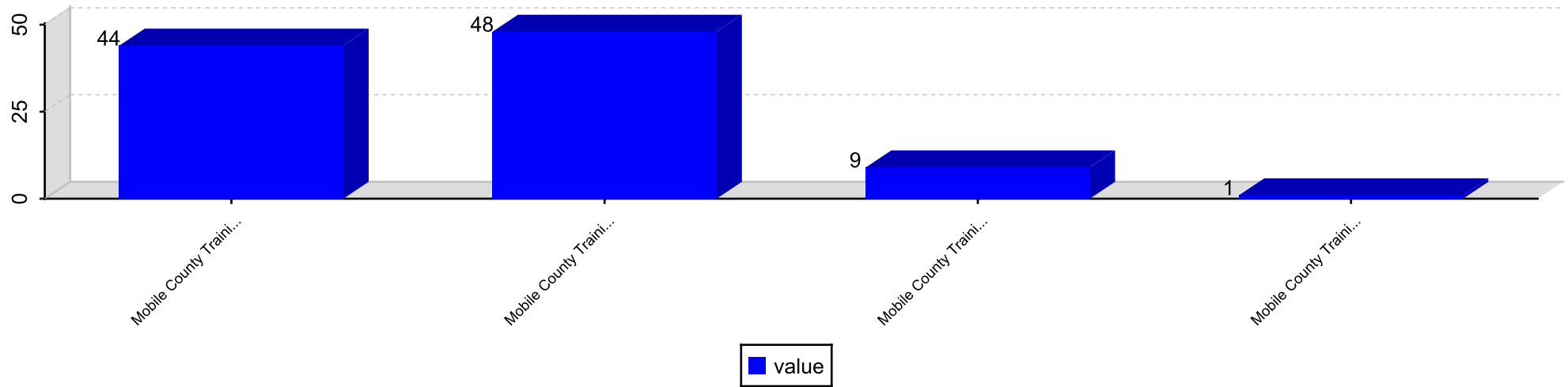
Question 5. Our school's governing body does not interfere with the operation or leadership of our school.

Overall Responses By Question

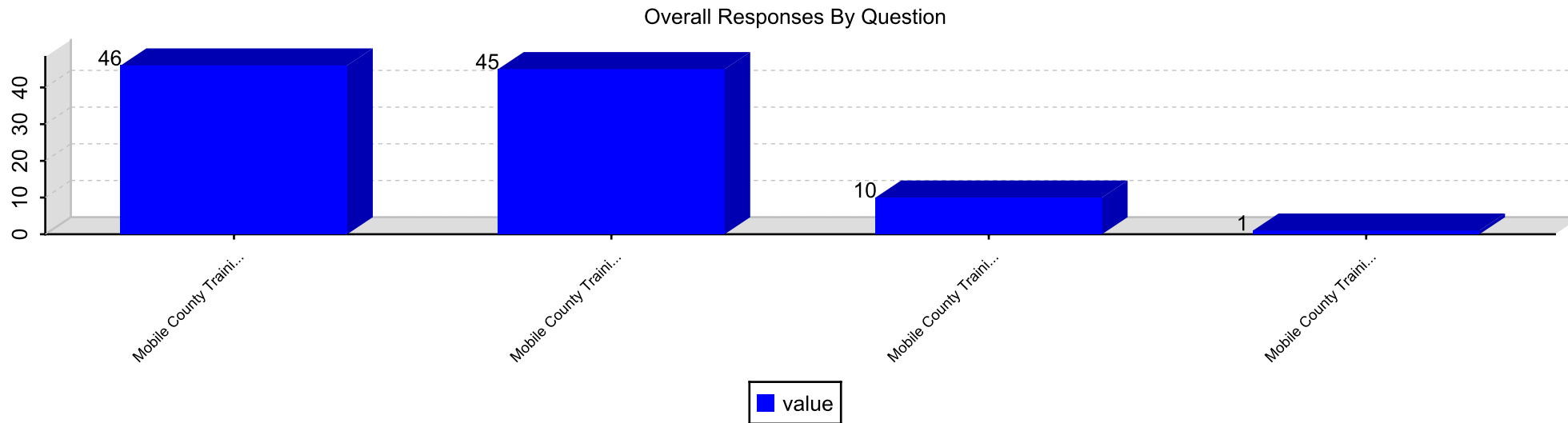


Question 6. Our school has high expectations for students in all classes.

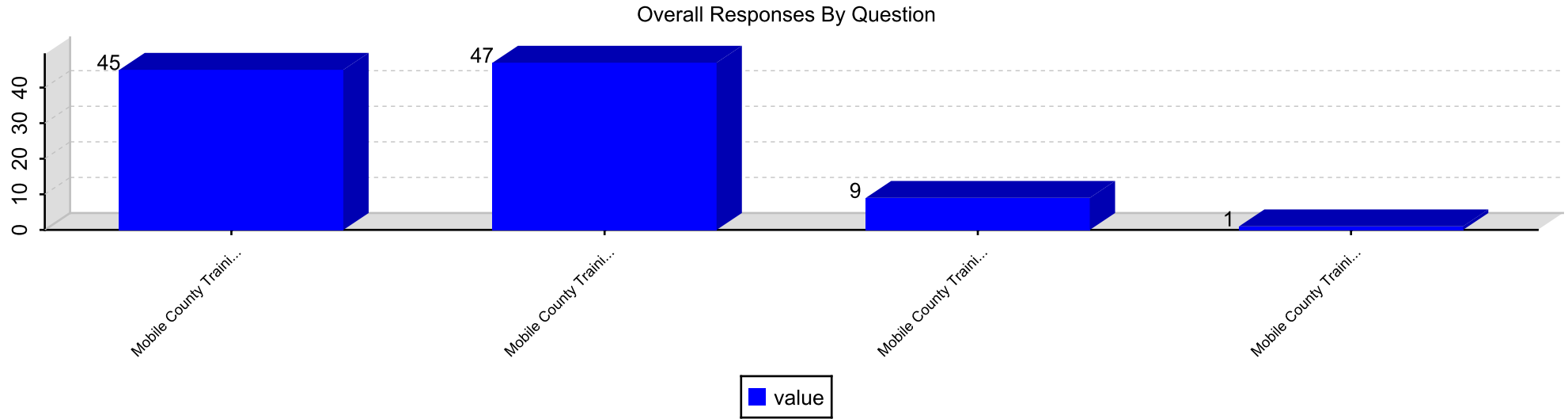
Overall Responses By Question



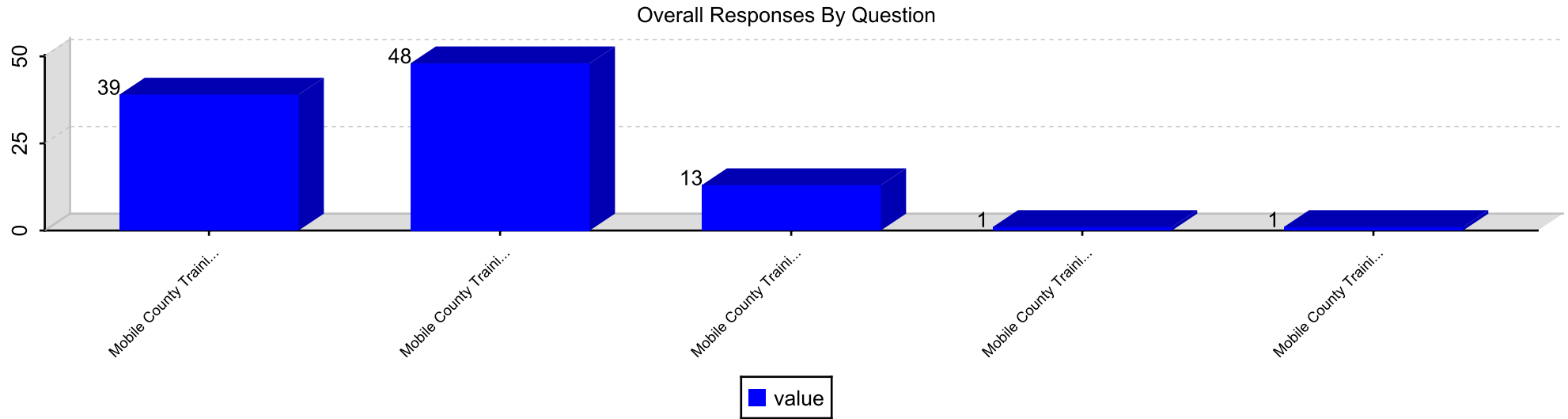
Question 7. Our school shares responsibility for student learning with its stakeholders.



Question 8. Our school communicates effectively about the school's goals and activities.



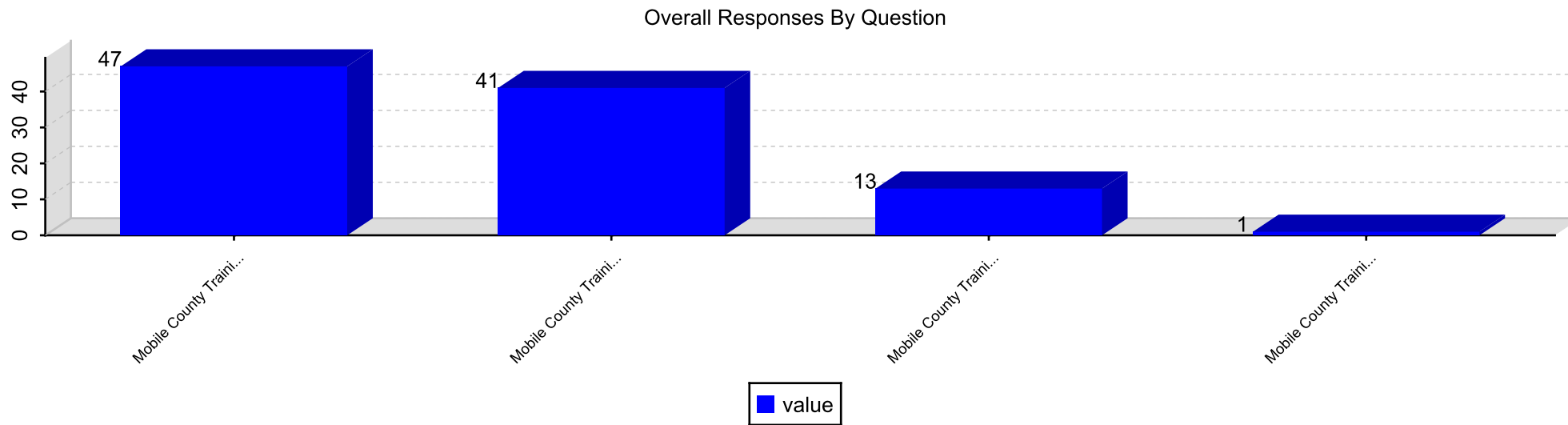
Question 9. Our school provides opportunities for stakeholders to be involved in the school.



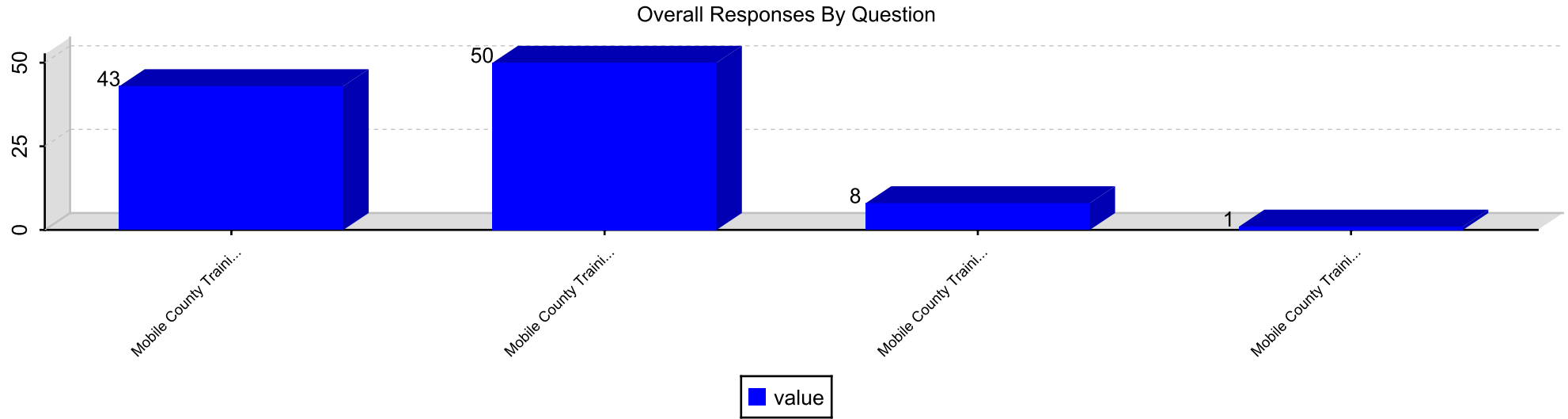
Section: Teaching and Assessing for Learning

Responses By Question

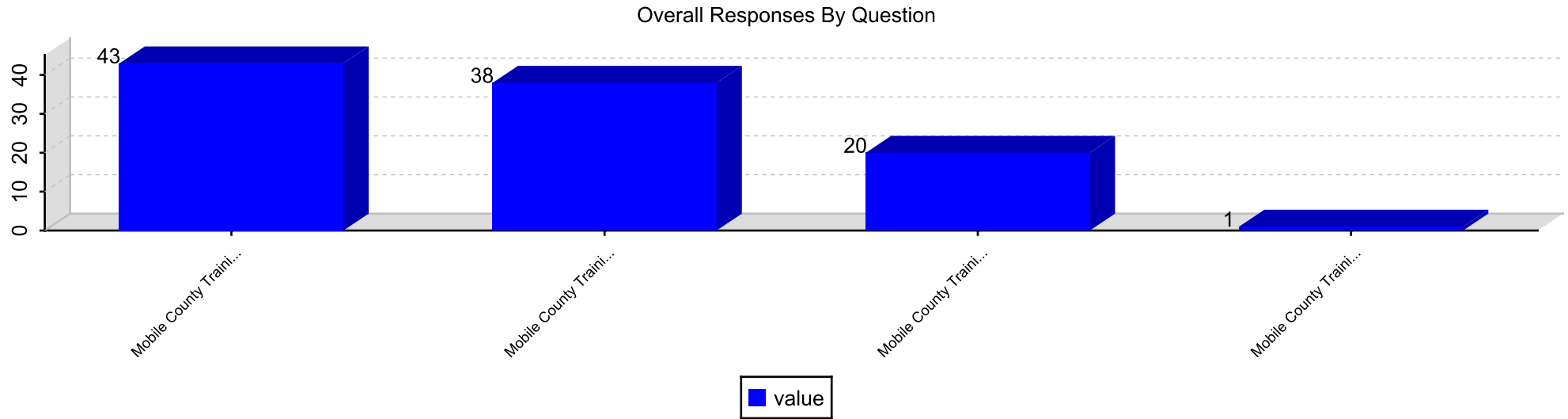
Question 10. All of my child's teachers provide an equitable curriculum that meets his/her learning needs.



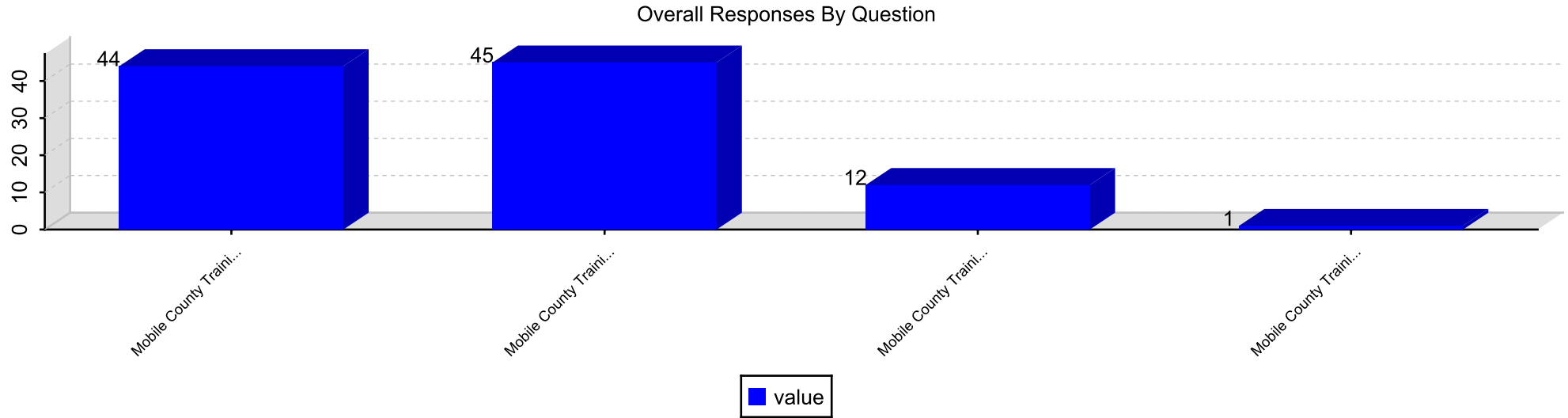
Question 11. All of my child's teachers give work that challenges my child.



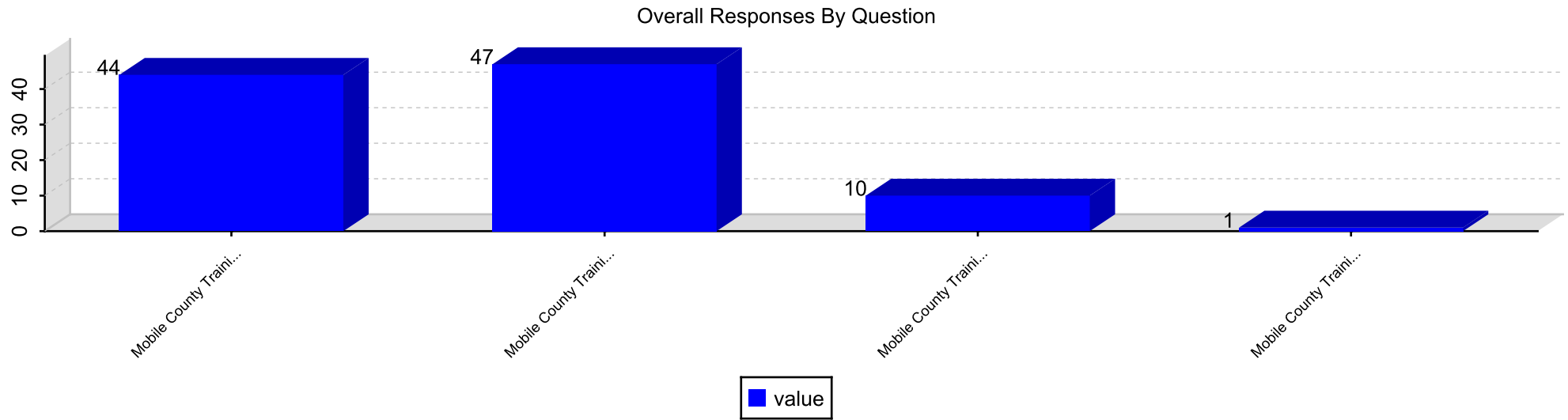
Question 12. All of my child's teachers use a variety of teaching strategies and learning activities.



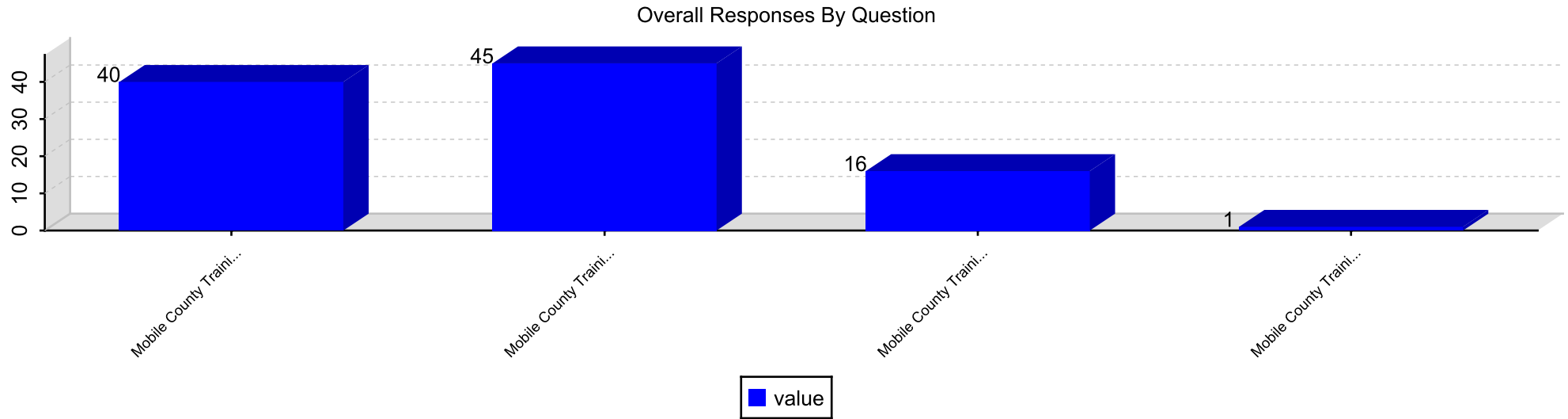
Question 13. All of my child's teachers meet his/her learning needs by individualizing instruction.



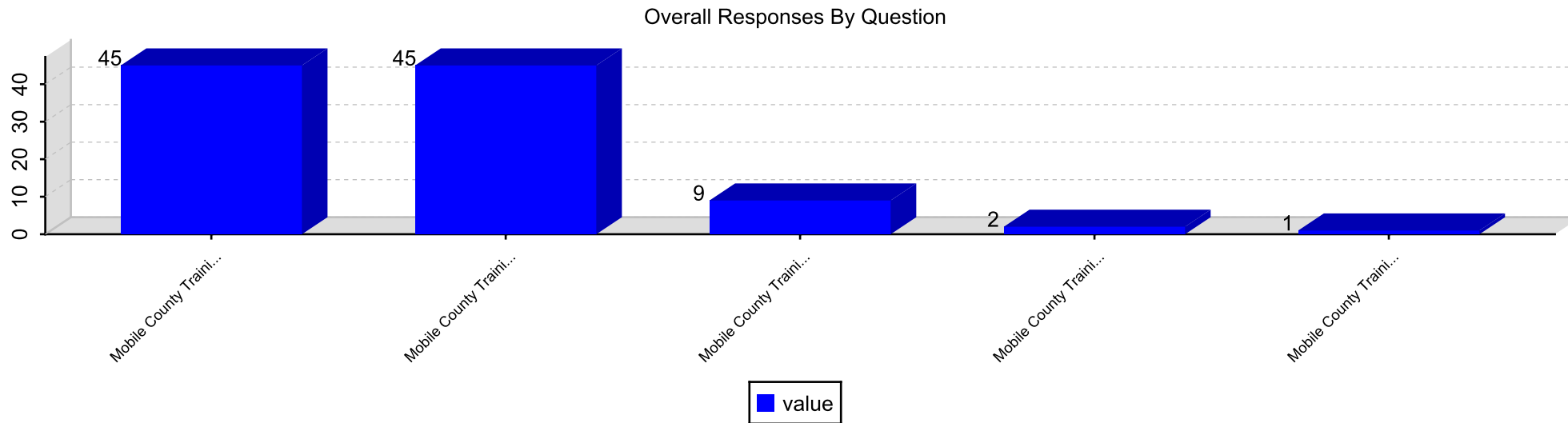
Question 14. All of my child's teachers work as a team to help my child learn.



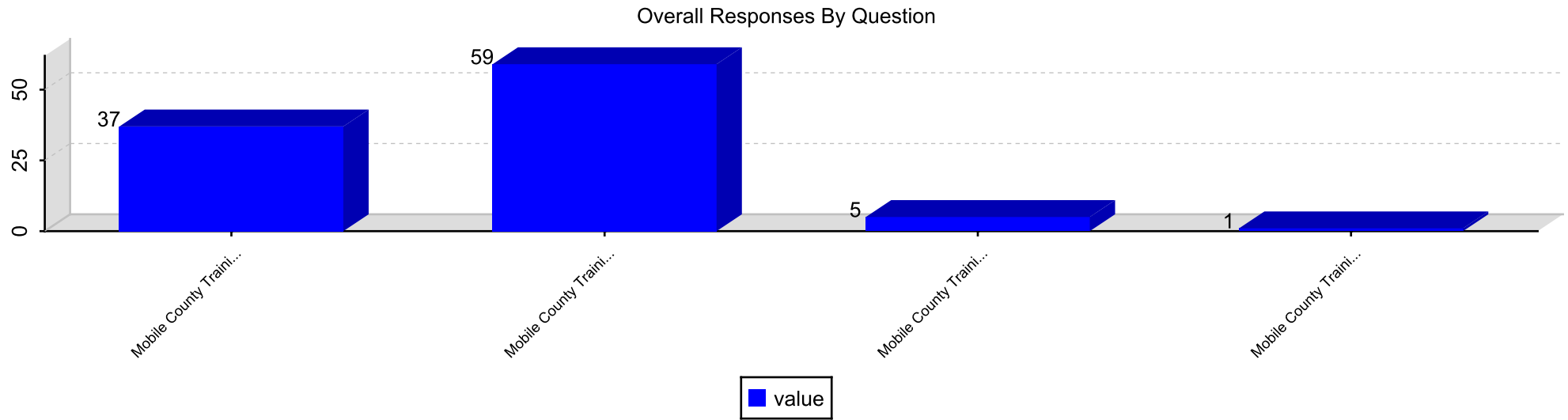
Question 15. All of my child's teachers help me to understand my child's progress.



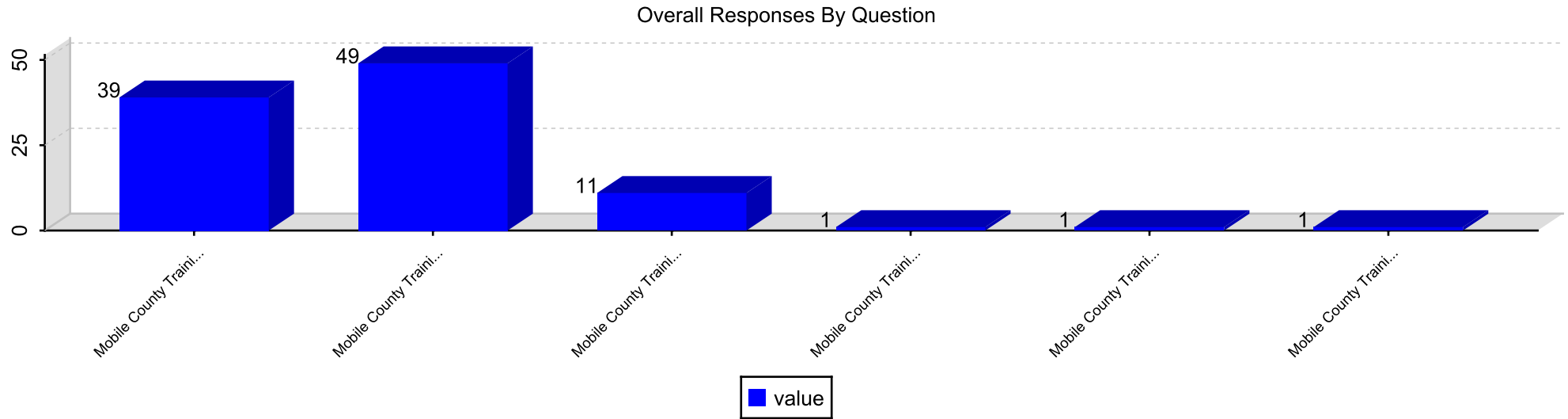
Question 16. All of my child's teachers keep me informed regularly of how my child is being graded.



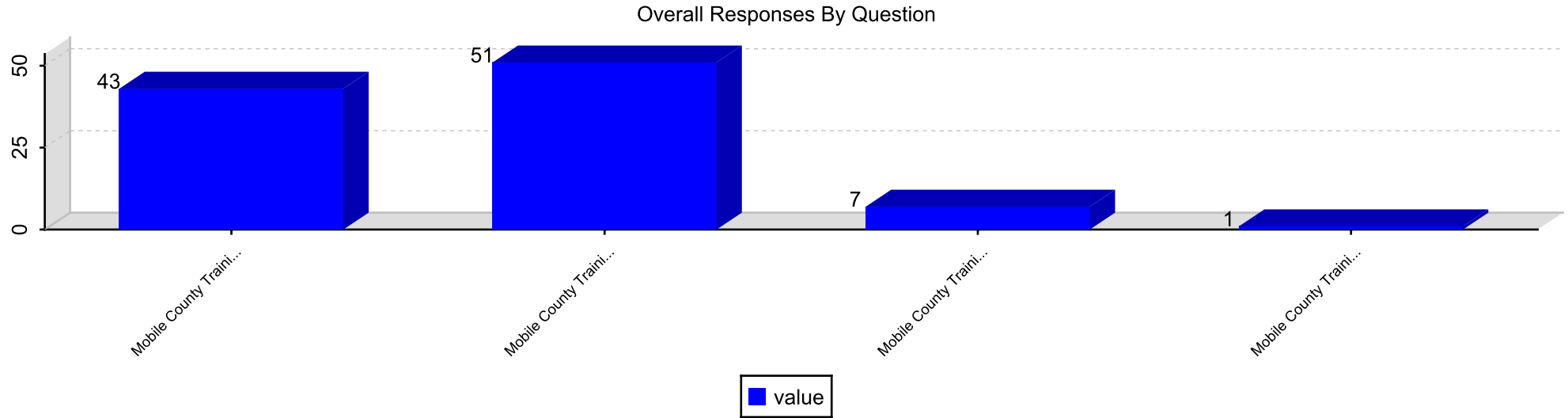
Question 17. All of my child's teachers report on my child's progress in easy to understand language.



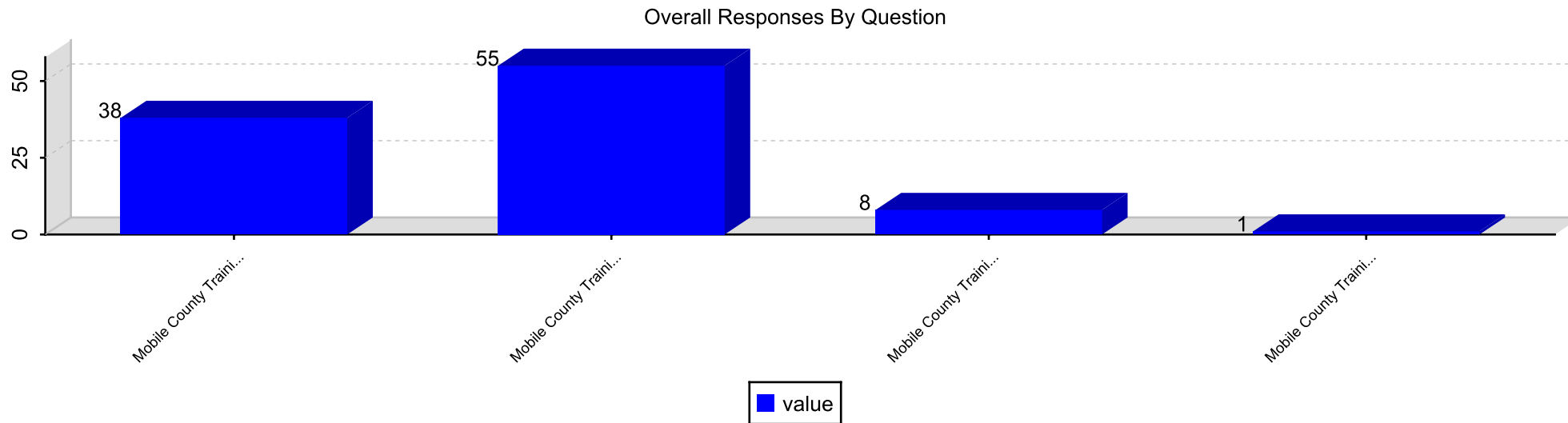
Question 18. My child sees a relationship between what is being taught and his/her everyday life.



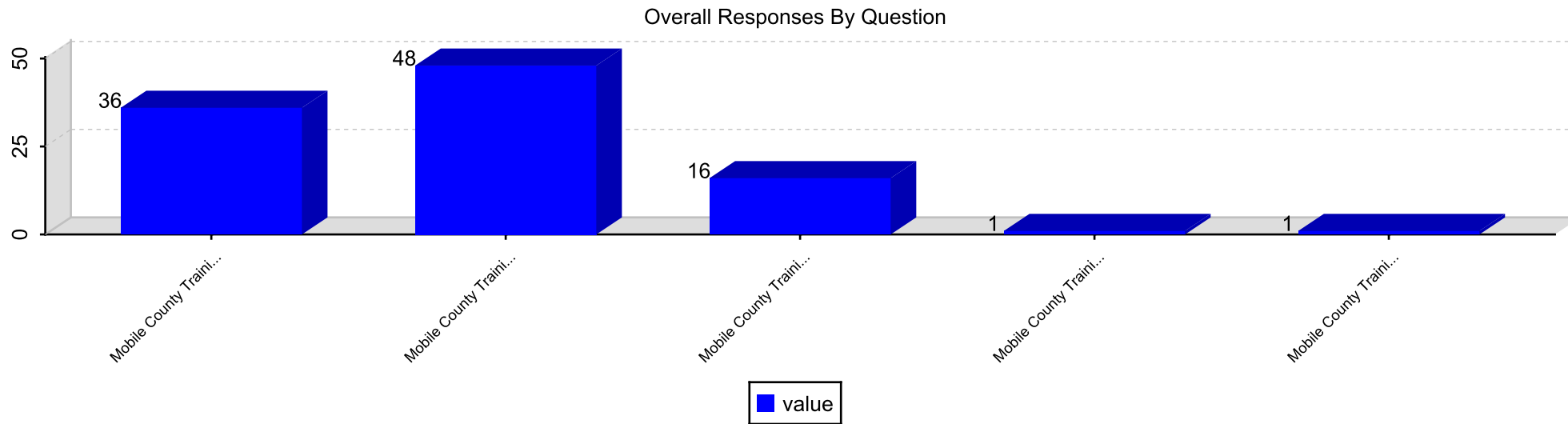
Question 19. My child knows the expectations for learning in all classes.



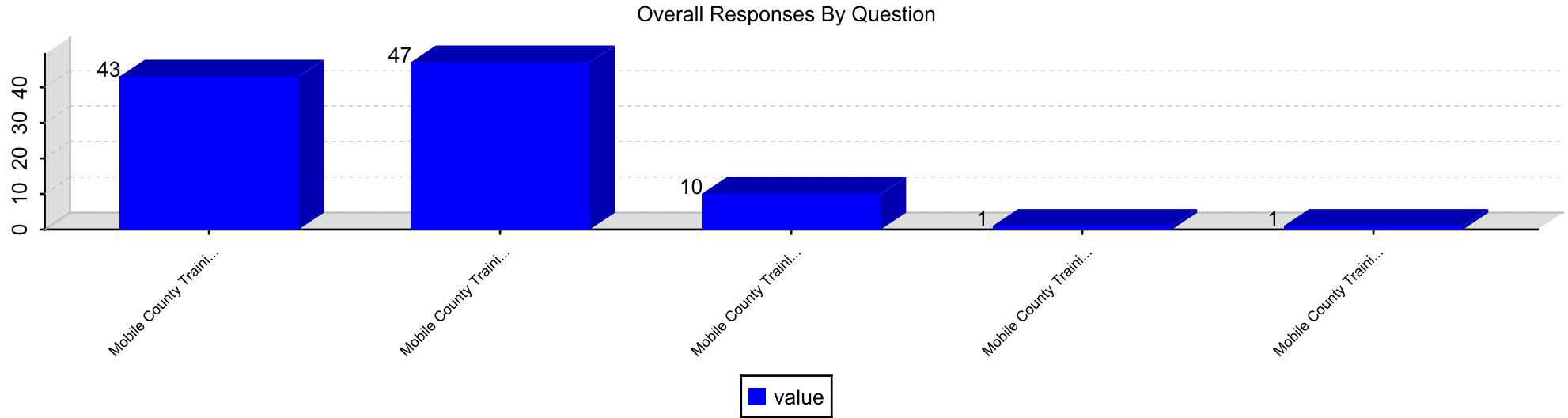
Question 20. My child has at least one adult advocate in the school.



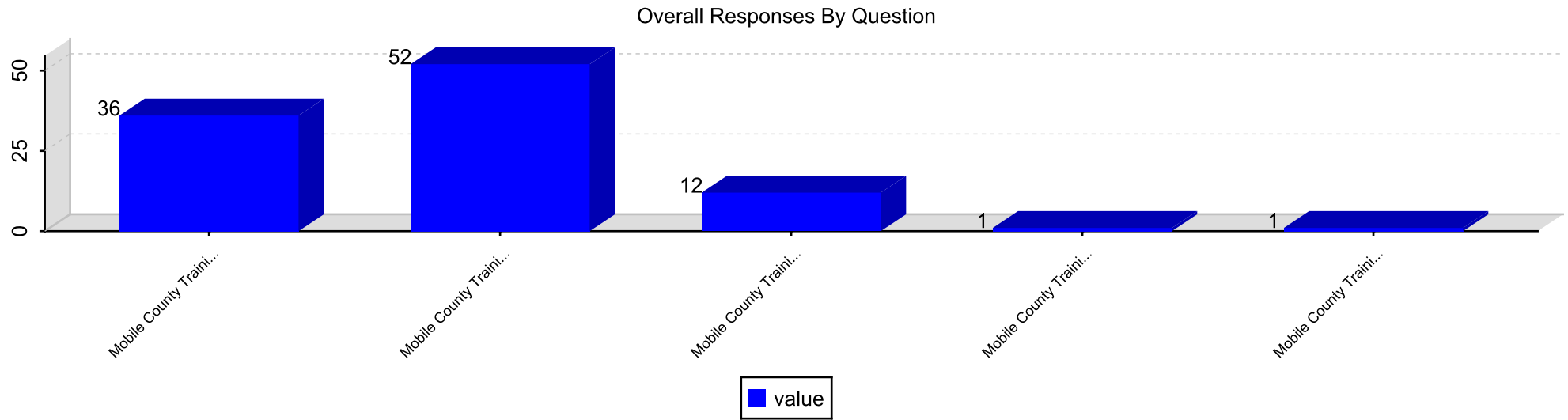
Question 21. My child is given multiple assessments to measure his/her understanding of what was taught.



Question 22. My child has up-to-date computers and other technology to learn.



Question 23. My child has access to support services based on his/her identified needs.

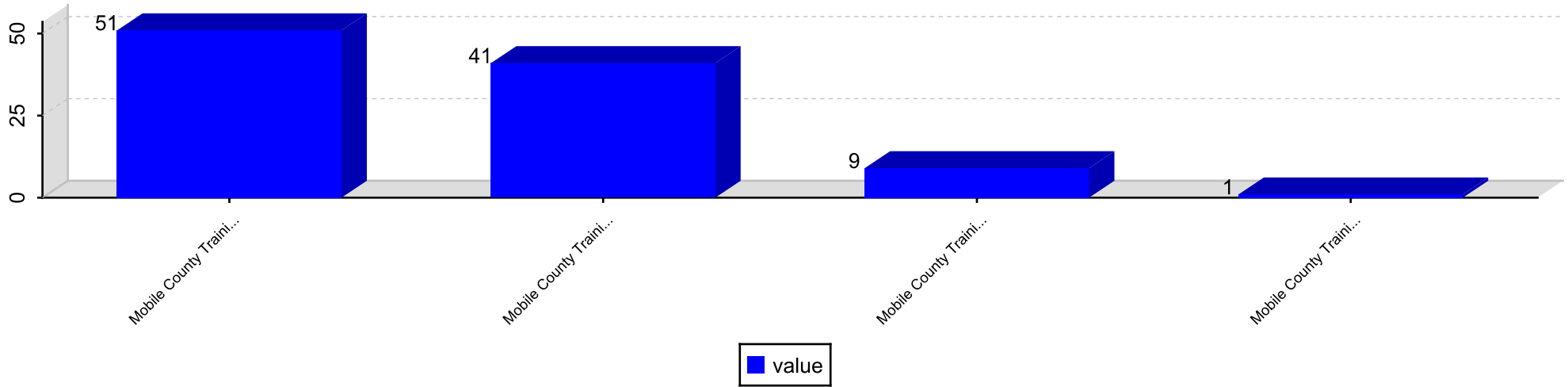


Section: Resources and Support Systems

Responses By Question

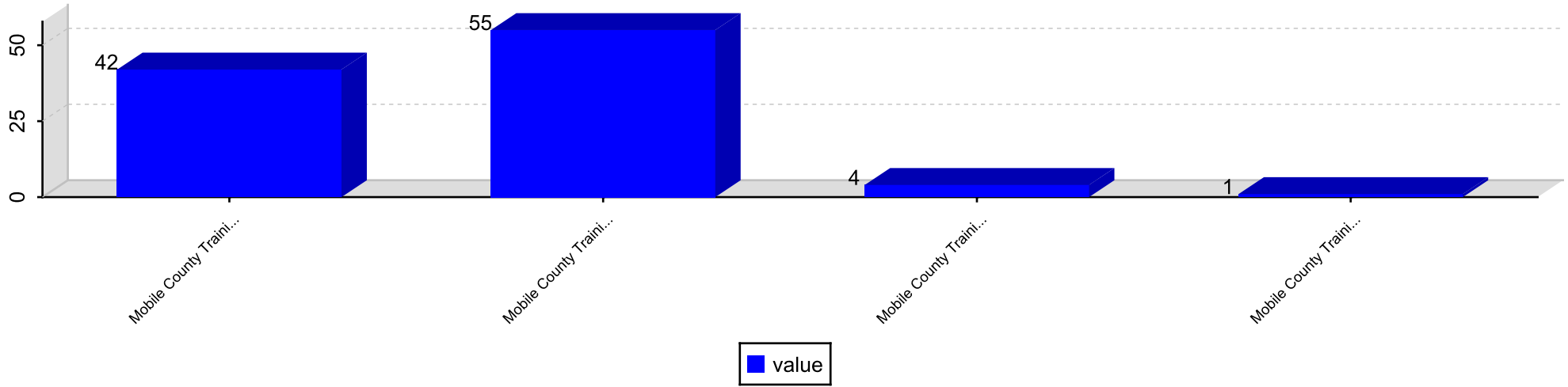
Question 24. Our school provides qualified staff members to support student learning.

Overall Responses By Question

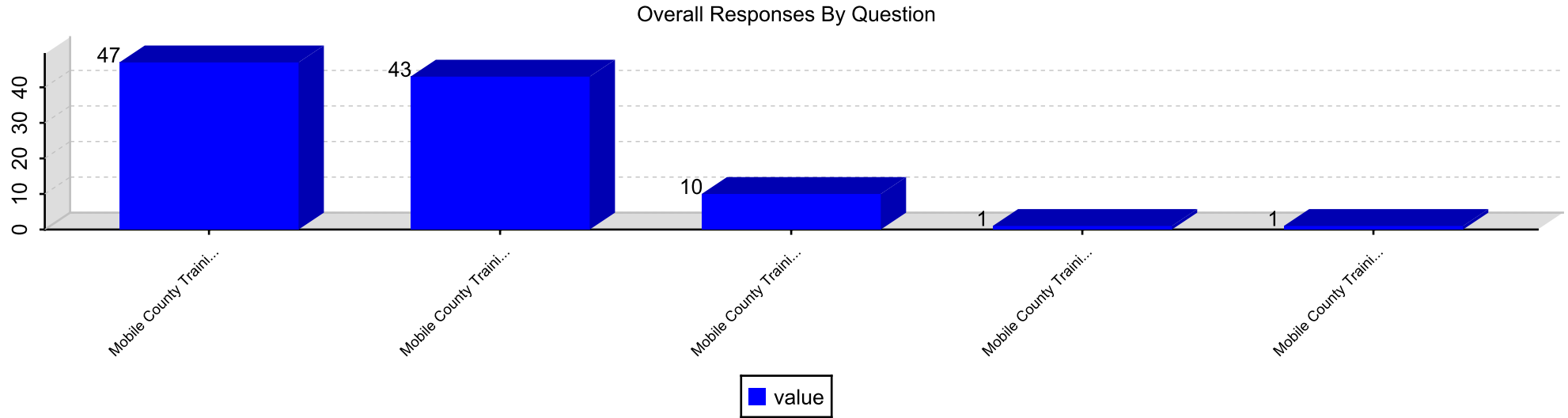


Question 25. Our school provides an adequate supply of learning resources that are current and in good condition.

Overall Responses By Question

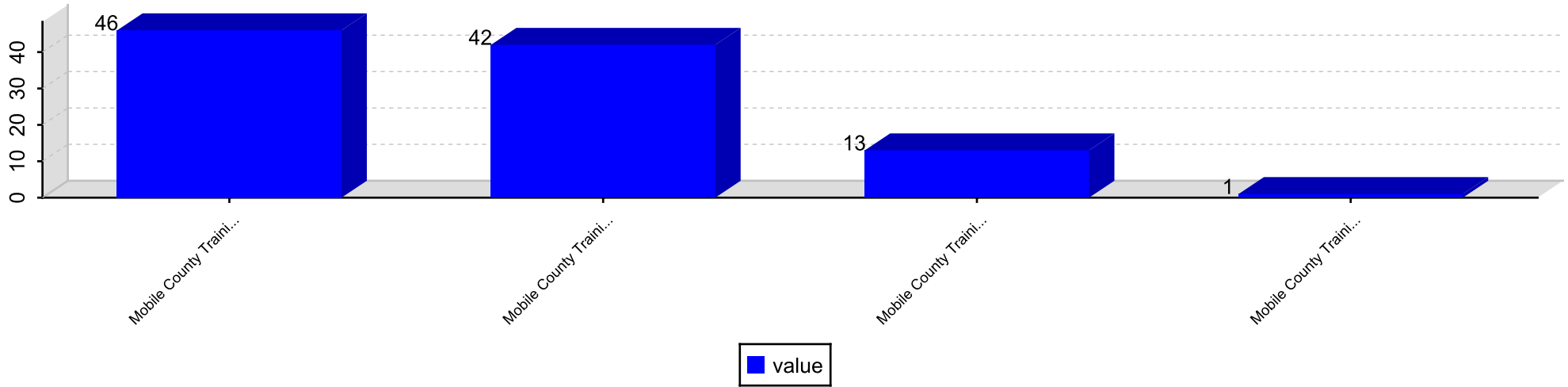


Question 26. Our school provides a safe learning environment.



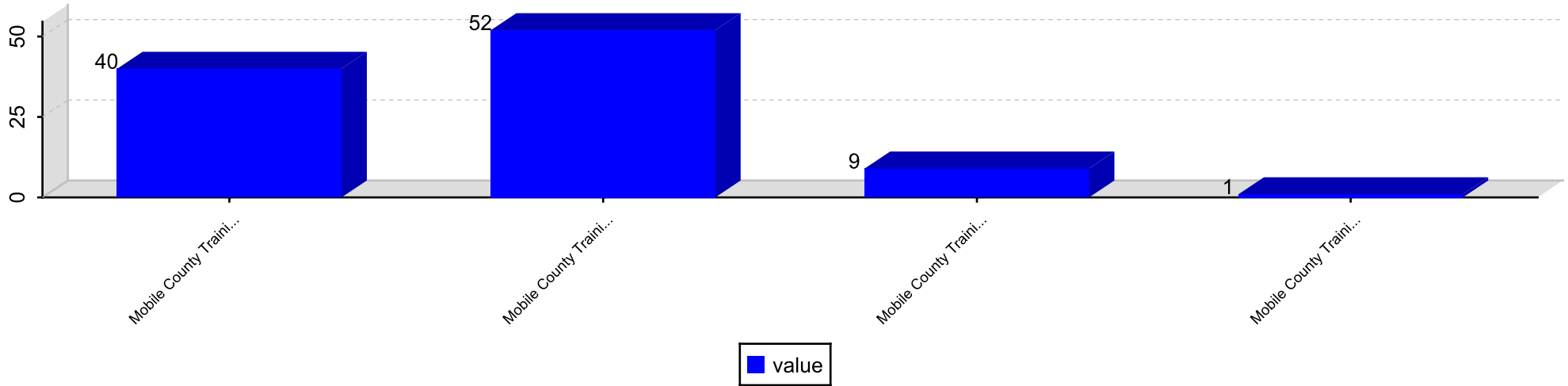
Question 27. Our school provides students with access to a variety of information resources to support their learning.

Overall Responses By Question

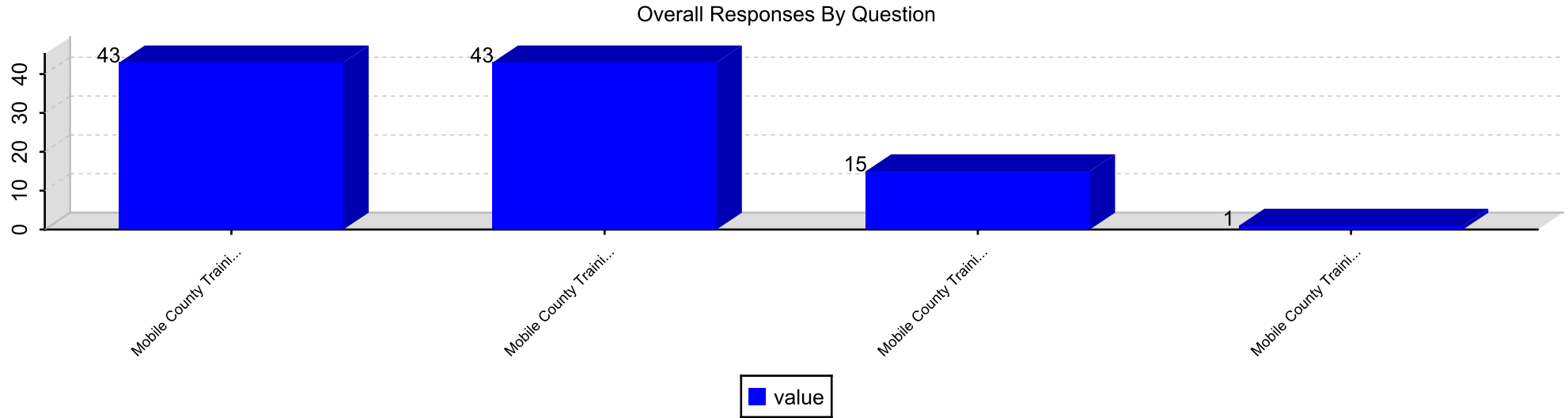


Question 28. Our school provides excellent support services (e.g., counseling, and/or career planning).

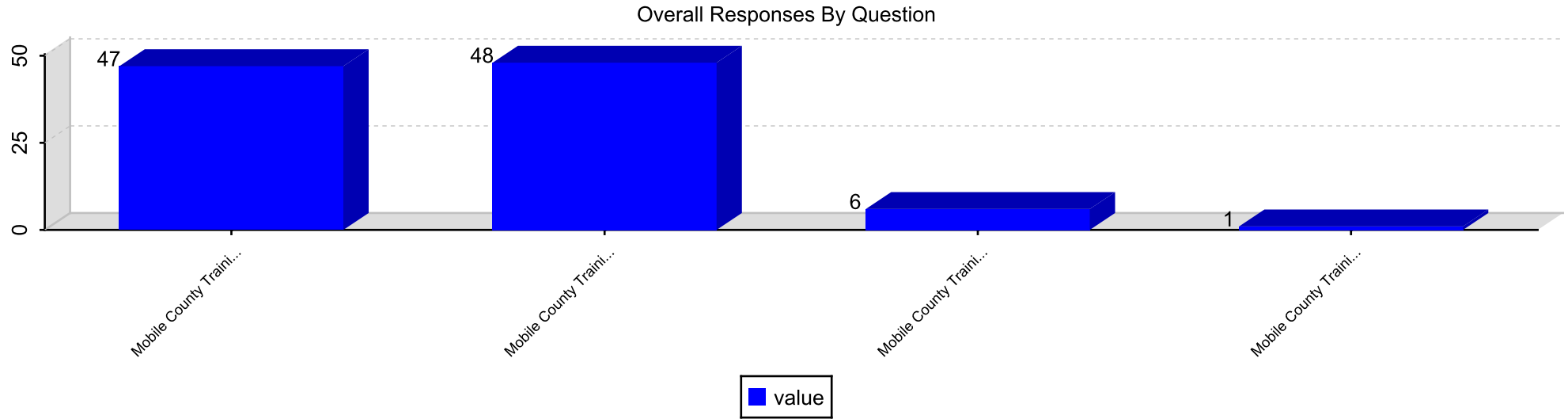
Overall Responses By Question



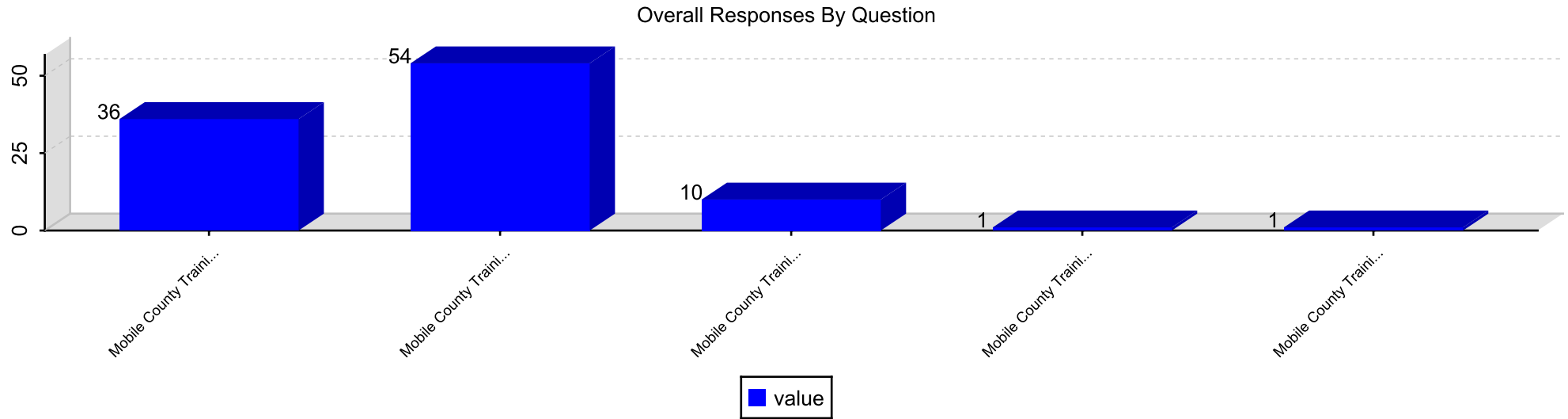
Question 29. Our school provides opportunities for students to participate in activities that interest them.



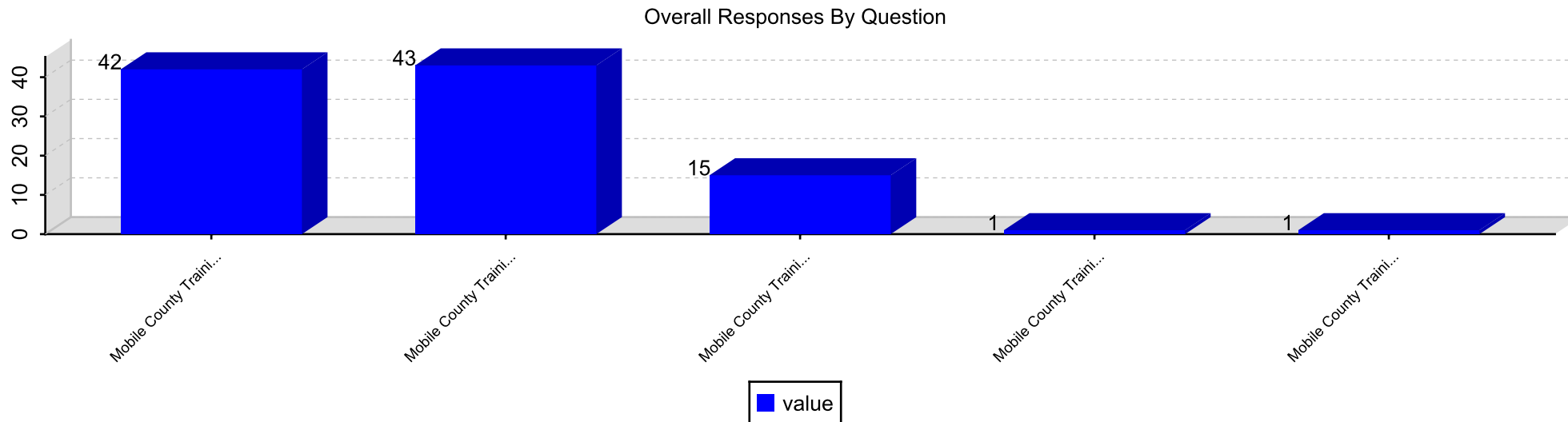
Question 30. Our school ensures that the facilities support student learning.



Question 31. Our school ensures the effective use of financial resources.



Question 32. Our school ensures that instructional time is protected and interruptions are minimized.

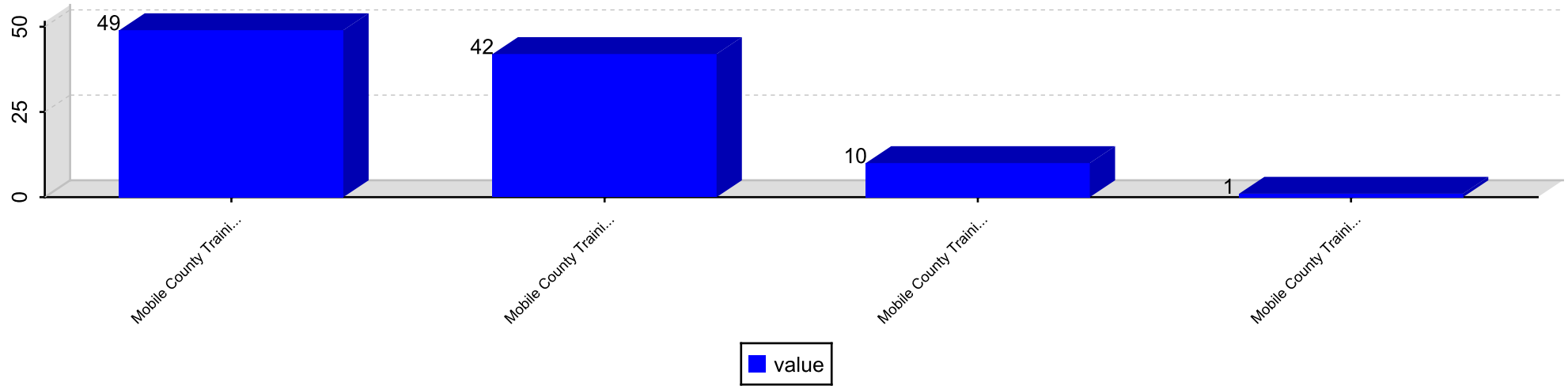


Section: Using Results for Continuous Improvement

Responses By Question

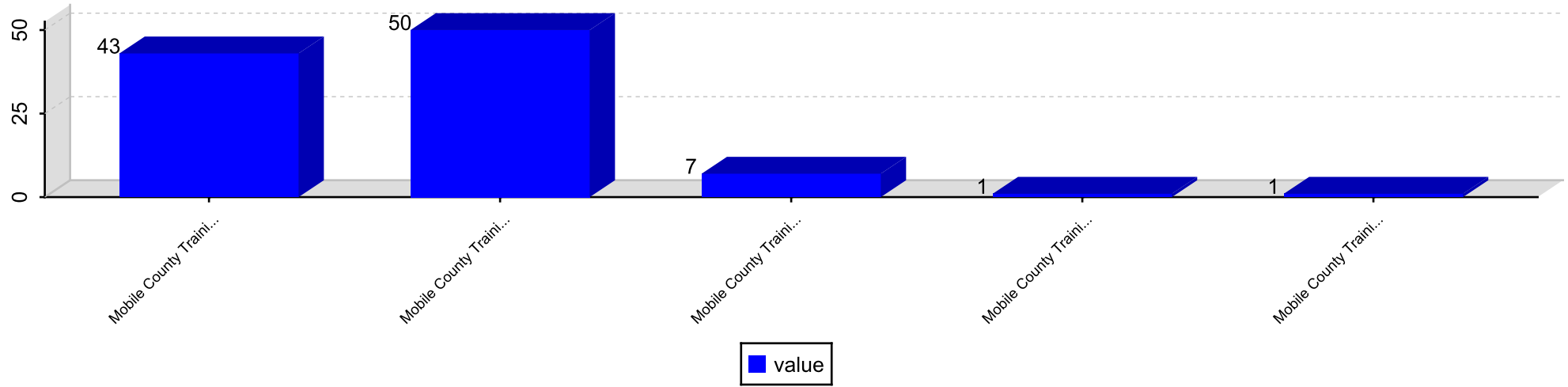
Question 33. Our school ensures that all staff members monitor and report the achievement of school goals.

Overall Responses By Question



Question 34. My child is prepared for success in the next school year.

Overall Responses By Question



Question 35. My child has administrators and teachers that monitor and inform me of his/her learning progress.

