



*Pearl Haskew Elementary*  
*"Learn Love Serve Lead"*



*Catherine Coxe: Principal*

*White Oak Drive*

*Telephone: 251-221-1850*

*2016-2017*

*7001 Irvington, AL 36544*

*Standard 5: Using Results for Continuous  
Improvement*

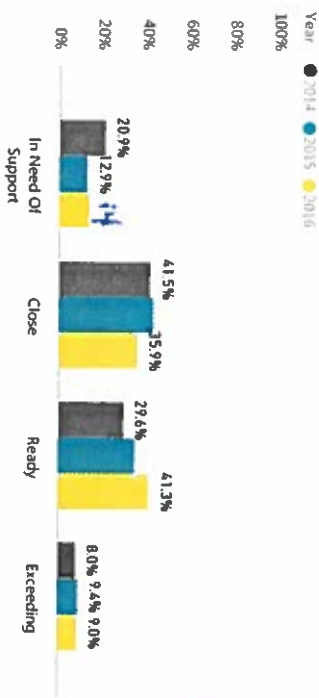
*5.4*

- Evidence of student growth*

# SCHOOL Edition Math Dashboard

Year	Count	Percentage
2014	287	37.6 %
2015	311	44.2 %
2016	312	50.3 %

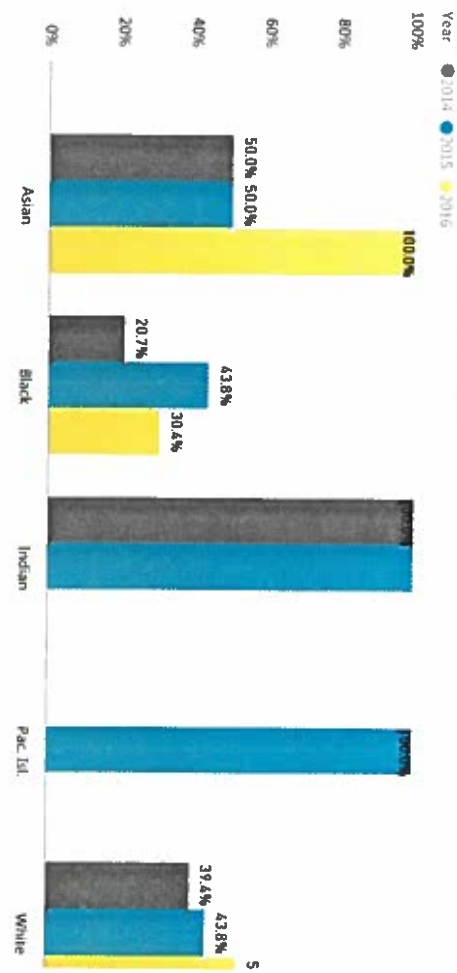
Percentages by Math Readiness Level, Year




F  M  NO  YES  NO  YES  NO  YES  
 Gender Is Migrant Is ESL % Difference 2015/2016 Student List  
 6.1%

NO  YES w/o GT  2014  2015  2016  
 Is Spec Prog School Year Grade  
 3rd Grade  4th Grade  5th Grade

Math Proficiency by Ethnicity, Year



Math Proficiency by Grade, Year

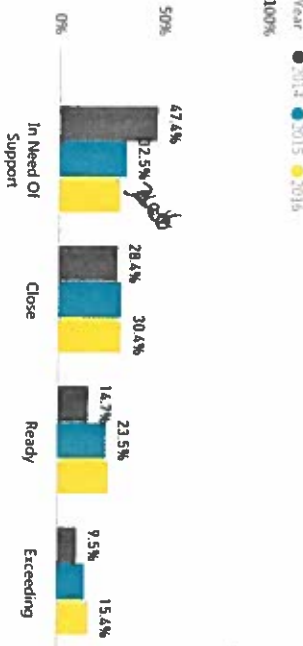




Year: 2014 2015 2016

Year	2014	2015	2016
2014	287	24.2%	75.3%
2015	311	37.0%	63.0%
2016	312	40.1%	59.9%

Percentages by Reading Readiness Level, Year



Gender:  F  M

Is Migrant:  YES  NO

Is ESL:  YES  NO

% Difference 2015/2016: **3.1%**

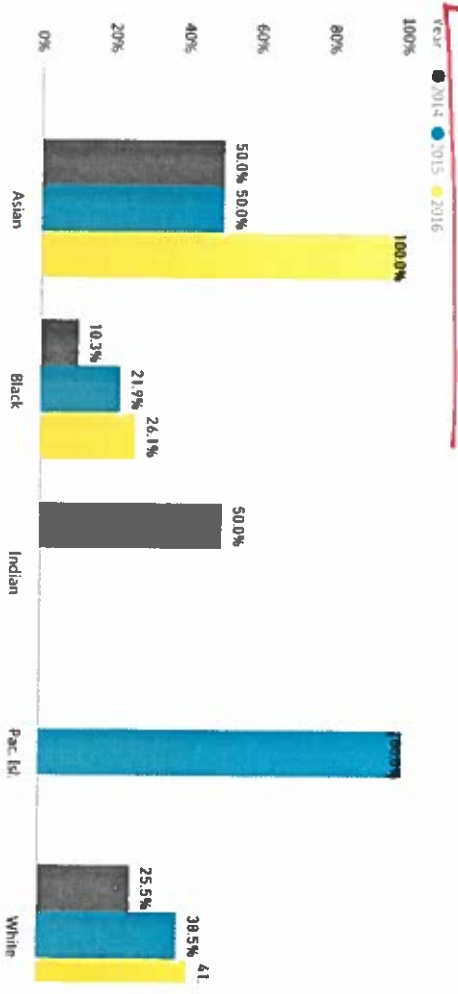
Student List

Is Spec Prog:  NO  YES w/o GT

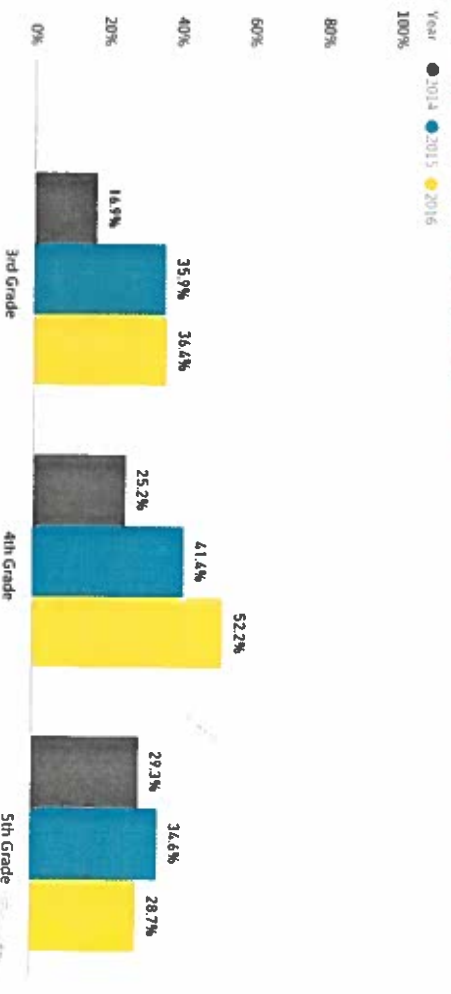
School Year:  2014  2015  2016

Grade:  3rd Grade  4th Grade  5th Grade

Reading Proficiency by Ethnicity, Year



Reading Proficiency by Grade, Year



# Growth Report

School: Haskeew Elementary School

Printed Friday, February 24, 2017 1:00:40 PM

 \*Semester 1: 8/8/2016 - 12/17/2016  
 \*Semester 2: 1/5/2017 - 7/28/2017

**Report Options**  
 Reporting Parameter Group: All Demographics [Default]  
 Group By: Class

**Summary**

Teacher	Grade	SGP <sup>c</sup> Median (17 of 17 Students)	Average Scores (17 Students)						
			Test Date	SS	GE	PR	NCE	IRL	EORF <sup>a</sup>
Arrington, Laura	2	73	Pretest	256	2.3	56	53.1	1.9	68
			Posttest	377	3.2	74	63.5	3.1	99
			Change	+121	+0.9	+18	+10.4	+1.2	+31

**Summary**

Teacher	Grade	SGP <sup>c</sup> Median (18 of 18 Students)	Average Scores (18 Students)						
			Test Date	SS	GE	PR	NCE	IRL	EORF <sup>a</sup>
Baldwin, Stephanie	2	83	Pretest	221	2.1	42	45.8	1.4	58
			Posttest	356	3.1	71	61.5	3.0	93
			Change	+135	+1.0	+29	+15.7	+1.6	+35

**Summary**

Teacher	Grade	SGP <sup>c</sup> Median (17 of 17 Students)	Average Scores (17 Students)						
			Test Date	SS	GE	PR	NCE	IRL	EORF <sup>a</sup>
Brenton, Michelle	2	80	Pretest	162	1.8	25	35.7	P	43
			Posttest	306	2.7	57	53.7	2.5	80
			Change	+144	+0.9	+32	+18.0		+37

<sup>a</sup>Estimated Oral Reading Fluency is only reported for tests taken in grades 1-4.  
<sup>c</sup>Student Growth Percentile (SGP) uses a student's test history and doesn't necessarily reflect reporting periods on this report. For more information, click on [Learn More](#).  
 Historical data included.

# Growth Report

School: Haskeew Elementary School

Printed Friday, February 24, 2017 1:00:40 PM

\*Semester 1: 8/8/2016 - 12/17/2016  
\*Semester 2: 1/5/2017 - 7/28/2017

## Summary

Teacher	Grade	SGP Median (22 of 22 Students)	Average Scores (22 Students)						
			Test Date	SS	GE	PR	NCE	IRL	EORF
Bryan, Kaitlin	3	35	Pretest	264	2.4	24	35.0	2.0	65
			Posttest	321	2.8	29	38.3	2.6	79
			Change	+57	+0.4	+5	+3.3	+0.6	+14

## Summary

Teacher	Grade	SGP Median (6 of 6 Students)	Average Scores (6 Students)						
			Test Date	SS	GE	PR	NCE	IRL	EORF
Cassidy, Amy	1	54	Pretest	108	1.5	53	51.6	PP	29
			Posttest	194	2.0	74	63.3	1.3	53
			Change	+86	+0.5	+21	+11.7		+24

## Summary

Teacher	Grade	SGP Median (20 of 20 Students)	Average Scores (20 Students)						
			Test Date	SS	GE	PR	NCE	IRL	EORF
Daniels, Janene	3	38	Pretest	318	2.8	37	42.8	2.5	77
			Posttest	382	3.3	44	46.6	3.1	93
			Change	+64	+0.5	+7	+3.8	+0.6	+16

# Growth Report

Printed Friday, February 24, 2017 1:00:40 PM

 \*Semester 1: 8/8/2016 - 12/17/2016  
 \*Semester 2: 1/5/2017 - 7/28/2017

## Summary

Teacher	Grade	SGP Median (23 of 23 Students)	Average Scores (23 Students)						
			Test Date	SS	GE	PR	NCE	IRL	EORF
Devine, Sharon	3	70	Pretest	325	2.8	40	44.5	2.6	78
			Posttest	485	4.4	66	58.7	3.8	113
			Change	+160	+1.6	+26	+14.2	+1.2	+35

## Summary

Teacher	Grade	SGP Median (2 of 2 Students)	Average Scores (2 Students)						
			Test Date	SS	GE	PR	NCE	IRL	EORF
Fournier, Cindy	1	55	Pretest	194	2.0	86	72.3	1.3	53
			Posttest	291	2.6	90	77.0	2.4	79
			Change	+97	+0.6	+4	+4.7	+1.1	+26

## Summary

Teacher	Grade	SGP Median (22 of 22 Students)	Average Scores (22 Students)						
			Test Date	SS	GE	PR	NCE	IRL	EORF
Fuller - 501 Fuller, Hollie	5	65	Pretest	533	4.9	40	44.4	4.1	0
			Posttest	625	5.7	47	48.5	4.8	0
			Change	+92	+0.8	+7	+4.1	+0.7	0

# Growth Report

 \*Semester 1: 8/8/2016 - 12/17/2016  
 \*Semester 2: 1/5/2017 - 7/28/2017

## Summary

Teacher	Grade	SGP (17 of 17 Students) Median	Average Scores (17 Students)						
			Test Date	SS	GE	PR	NCE	IRL	EORF
Green - 304	3	51	Pretest	276	2.5	26	36.2	2.0	67
			Posttest	351	3.0	35	41.9	2.8	86
			Change	+75	+0.5	+9	+5.7	+0.8	+19

## Summary

Teacher	Grade	SGP (20 of 20 Students) Median	Average Scores (20 Students)						
			Test Date	SS	GE	PR	NCE	IRL	EORF
Horton - 401	4	72	Pretest	366	3.1	27	37.2	3.0	85
			Posttest	473	4.2	43	46.4	3.8	109
			Change	+107	+1.1	+16	+9.2	+0.8	+24

## Summary

Teacher	Grade	SGP (23 of 23 Students) Median	Average Scores (23 Students)						
			Test Date	SS	GE	PR	NCE	IRL	EORF
Isenhower - 502	5	52	Pretest	496	4.5	33	40.7	3.9	0
			Posttest	567	5.2	40	44.7	4.4	0
			Change	+71	+0.7	+7	+4.0	+0.5	0



# Growth Report

Printed Friday, February 24, 2017 1:00:40 PM

School: Haskew Elementary School

\*Semester 1: 8/8/2016 - 12/17/2016  
\*Semester 2: 1/5/2017 - 7/28/2017

## Summary

Teacher	Grade	SGP Median (17 of 17 Students)	Average Scores (17 Students)						
			Test Date	SS	GE	PR	NCE	IRL	EORF
Mainwaring, Daniel	2	41	Pretest	145	1.7	17	30.0	PP	39
			Posttest	257	2.3	38	43.4	IRL	67
			Change	+112	+0.6	+21	+13.4	EORF	+28

## Summary

Teacher	Grade	SGP Median (23 of 23 Students)	Average Scores (23 Students)						
			Test Date	SS	GE	PR	NCE	IRL	EORF
McDonald, Jennifer	4	74	Pretest	501	4.5	55	52.4	3.9	111
			Posttest	602	5.5	65	58.0	4.6	131
			Change	+101	+1.0	+10	+5.6	+0.7	+20

## Summary

Teacher	Grade	SGP Median (16 of 16 Students)	Average Scores (16 Students)						
			Test Date	SS	GE	PR	NCE	IRL	EORF
Patterson - 305	3	49	Pretest	283	2.5	28	37.8	2.2	69
			Posttest	370	3.2	39	44.1	3.0	90
			Change	+87	+0.7	+11	+6.3	+0.8	+21



# Growth Report

 \*Semester 1: 8/8/2016 - 12/17/2016  
 \*Semester 2: 1/5/2017 - 7/28/2017

## Summary

Teacher	Grade	SGP Median (22 of 22 Students)	Average Scores (22 Students)						
			Test Date	SS	GE	PR	NCE	IRL	EORF
Prescott, Jill	4	60	Pretest	427	3.7	40	44.9	3.5	98
			Posttest	521	4.7	54	52.0	4.2	119
			Change	+94	+1.0	+14	+7.1	+0.7	+21

## Summary

Teacher	Grade	SGP Median (3 of 3 Students)	Average Scores (3 Students)						
			Test Date	SS	GE	PR	NCE	IRL	EORF
Reid - 104 Reid, Junelle	1	89	Pretest	77	1.2	33	40.7	PP	19
			Posttest	155	1.8	49	49.5	PP	40
			Change	+78	+0.6	+16	+8.8		+21

## Summary

Teacher	Grade	SGP Median (22 of 22 Students)	Average Scores (22 Students)						
			Test Date	SS	GE	PR	NCE	IRL	EORF
Smith - 404 Smith, Staci	4	46	Pretest	398	3.4	33	40.8	3.2	92
			Posttest	458	4.1	40	44.7	3.7	105
			Change	+60	+0.7	+7	+3.9	+0.5	+13

# Growth Report

School: Haskew Elementary School

Printed Friday, February 24, 2017 1:00:40 PM

 \*Semester 1: 8/8/2016 - 12/17/2016  
 \*Semester 2: 1/5/2017 - 7/28/2017

**Summary**

Teacher	Grade	SGP Median (2 of 2 Students)	Average Scores (2 Students)						
			Test Date	SS	GE	PR	NCE	IRL	EORF
Sweatt, Brandi	1	53	Pretest	242	2.3	90	76.5	1.9	66
			Posttest	308	2.7	93	80.5	2.6	83
			Change	+66	+0.4	+3	+4.0	+0.7	+17

**Summary**

Teacher	Grade	SGP Median (22 of 22 Students)	Average Scores (22 Students)						
			Test Date	SS	GE	PR	NCE	IRL	EORF
Terrell, Sharon	5	47	Pretest	529	4.8	39	44.1	4.1	0
			Posttest	560	5.1	40	44.5	4.4	0
			Change	+31	+0.3	+1	+0.4	+0.3	0

**Summary**

Teacher	Grade	SGP Median (19 of 19 Students)	Average Scores (19 Students)						
			Test Date	SS	GE	PR	NCE	IRL	EORF
Terry - 405	4	55	Pretest	367	3.1	26	36.3	2.9	85
			Posttest	462	4.1	39	44.0	3.7	105
			Change	+95	+1.0	+13	+7.7	+0.8	+20

# Growth Report

 \*Semester 1: 8/8/2016 - 12/17/2016  
 \*Semester 2: 1/5/2017 - 7/28/2017

## Summary

Teacher	Grade	SGP Median (23 of 23 Students)	Average Scores (23 Students)						
			Test Date	SS	GE	PR	NCE	IRL	EORF
Vice, Lindsey	5	61	Pretest	615	5.6	57	53.6	4.8	0
			Posttest	697	6.3	62	56.3	5.6	0
			Change	+82	+0.7	+5	+2.7	+0.8	0

## Summary

Teacher	Grade	SGP Median (22 of 22 Students)	Average Scores (22 Students)						
			Test Date	SS	GE	PR	NCE	IRL	EORF
Wiley, Carrie	5	72	Pretest	549	5.0	43	46.2	4.3	0
			Posttest	659	6.0	55	52.6	5.2	0
			Change	+110	+1.0	+12	+6.4	+0.9	0

## Summary

Teacher	Grade	SGP Median (14 of 14 Students)	Average Scores (14 Students)						
			Test Date	SS	GE	PR	NCE	IRL	EORF
Woods - 205	2	49	Pretest	159	1.8	23	34.3	2.0	42
			Posttest	268	2.4	43	46.2	2.0	72
			Change	+109	+0.6	+20	+11.9		+30