

Question / Institution		Strongly Agree	Agree	Neutral	Disagree	Total	
		%	%	%	%	%	
14. Our school's leaders engage effectively with all stakeholders about the school's purpose and direction.	Pearl Haskew Elementary School	Average Score	74.36%	20.51%	2.56%	2.56%	100%
		4.67	74.36%	20.51%	2.56%	2.56%	100%
	Total		74.36%	20.51%	2.56%	2.56%	100%
15. Our school's leaders provide opportunities for stakeholders to be involved in the school.	Pearl Haskew Elementary School	Average Score	84.62%	12.82%	0%	2.56%	100%
		4.79	84.62%	12.82%	0%	2.56%	100%
	Total		84.62%	12.82%	0%	2.56%	100%
Total			78.49%	17.69%	0.77%	2.05%	100%

Section: Teaching and Assessing for Learning

Question / Institution		Strongly Agree	Agree	Neutral	Disagree	Total	
		%	%	%	%	%	
16. All teachers in our school monitor and adjust curriculum, instruction, and assessment based on data from student assessments and examination of professional practice.	Pearl Haskew Elementary School	Average Score	81.58%	18.42%	0%	0%	100%
		4.82	81.58%	18.42%	0%	0%	100%
	Total		81.58%	18.42%	0%	0%	100%
17. All teachers in our school personalize instructional strategies and interventions to address individual learning needs of students.	Pearl Haskew Elementary School	Average Score	68.42%	31.58%	0%	0%	100%
		4.68	68.42%	31.58%	0%	0%	100%
	Total		68.42%	31.58%	0%	0%	100%
18. All teachers in our school regularly use instructional strategies that require student collaboration, self-reflection, and development of critical thinking skills.	Pearl Haskew Elementary School	Average Score	76.32%	23.68%	0%	0%	100%
		4.75	76.32%	23.68%	0%	0%	100%
	Total		76.32%	23.68%	0%	0%	100%

Question / Institution			Strongly Agree	Agree	Neutral	Disagree	Total
			%	%	%	%	%
19. All teachers in our school use a variety of technologies as instructional resources.	Pearl Haskew Elementary School	Average Score	84.21%	15.79%	0%	0%	100%
		4.84	84.21%	15.79%	0%	0%	100%
	Total		84.21%	15.79%	0%	0%	100%
20. All teachers in our school use a process to inform students of their learning expectations and standards of performance.	Pearl Haskew Elementary School	Average Score	78.95%	21.05%	0%	0%	100%
		4.79	78.95%	21.05%	0%	0%	100%
	Total		78.95%	21.05%	0%	0%	100%
21. All teachers in our school provide students with specific and timely feedback about their learning.	Pearl Haskew Elementary School	Average Score	78.95%	15.79%	2.63%	2.63%	100%
		4.71	78.95%	15.79%	2.63%	2.63%	100%
	Total		78.95%	15.79%	2.63%	2.63%	100%
22. All teachers in our school use multiple types of assessments to modify instruction and to revise the curriculum.	Pearl Haskew Elementary School	Average Score	76.32%	21.05%	2.63%	0%	100%
		4.74	76.32%	21.05%	2.63%	0%	100%
	Total		76.32%	21.05%	2.63%	0%	100%
23. All teachers in our school use consistent common grading and reporting policies across grade levels and courses based on clearly defined criteria.	Pearl Haskew Elementary School	Average Score	81.58%	15.79%	2.63%	0%	100%
		4.79	81.58%	15.79%	2.63%	0%	100%
	Total		81.58%	15.79%	2.63%	0%	100%
24. All teachers in our school participate in collaborative learning communities that meet both informally and formally across grade levels and content areas.	Pearl Haskew Elementary School	Average Score	73.68%	26.32%	0%	0%	100%
		4.74	73.68%	26.32%	0%	0%	100%
	Total		73.68%	26.32%	0%	0%	100%

Question / Institution		Strongly Agree	Agree	Neutral	Disagree	Total	
		%	%	%	%	%	
25. All teachers in our school have been trained to implement a formal process that promotes discussion about student learning (e.g., action research, examination of student work, reflection, study teams, and peer coaching).	Pearl Haskew Elementary School	Average Score	68.42%	28.95%	2.63%	0%	100%
		4.68	68.42%	28.95%	2.63%	0%	100%
	Total		68.42%	28.95%	2.63%	0%	100%
26. In our school, challenging curriculum and learning experiences provide equity for all students in the development of learning, thinking, and life skills.	Pearl Haskew Elementary School	Average Score	76.32%	18.42%	5.26%	0%	100%
		4.71	76.32%	18.42%	5.26%	0%	100%
	Total		76.32%	18.42%	5.26%	0%	100%
27. In our school, related learning support services are provided for all students based on their needs.	Pearl Haskew Elementary School	Average Score	65.79%	31.58%	0%	2.63%	100%
		4.61	65.79%	31.58%	0%	2.63%	100%
	Total		65.79%	31.58%	0%	2.63%	100%
28. In our school, a formal structure exists so that each student is well known by at least one adult advocate in the school who supports that student's educational experience.	Pearl Haskew Elementary School	Average Score	63.16%	34.21%	2.63%	0%	100%
		4.61	63.16%	34.21%	2.63%	0%	100%
	Total		63.16%	34.21%	2.63%	0%	100%
29. In our school, all staff members use student data to address the unique learning needs of all students.	Pearl Haskew Elementary School	Average Score	73.68%	23.68%	2.63%	0%	100%
		4.71	73.68%	23.68%	2.63%	0%	100%
	Total		73.68%	23.68%	2.63%	0%	100%
30. In our school, staff members provide peer coaching to teachers.	Pearl Haskew Elementary School	Average Score	63.16%	28.32%	5.26%	5.26%	100%
		4.47	63.16%	28.32%	5.26%	5.26%	100%
	Total		63.16%	28.32%	5.26%	5.26%	100%

Question / Institution			Strongly Agree	Agree	Neutral	Disagree	Total
			%	%	%	%	%
31. In our school, a formal process is in place to support new staff members in their professional practice.	Pearl Haskew Elementary School	Average Score	68.42%	26.32%	2.63%	2.63%	100%
		4.61	68.42%	26.32%	2.63%	2.63%	100%
	Total			68.42%	26.32%	2.63%	2.63%
32. In our school, all staff members participate in continuous professional learning based on identified needs of the school.	Pearl Haskew Elementary School	Average Score	76.32%	23.68%	0%	0%	100%
		4.76	76.32%	23.68%	0%	0%	100%
	Total			76.32%	23.68%	0%	0%
33. In our school, a professional learning program is designed to build capacity among all professional and support staff members.	Pearl Haskew Elementary School	Average Score	73.68%	26.32%	0%	0%	100%
		4.74	73.68%	26.32%	0%	0%	100%
	Total			73.68%	26.32%	0%	0%
34. In our school, all school personnel regularly engage families in their children's learning progress.	Pearl Haskew Elementary School	Average Score	68.42%	28.95%	2.63%	0%	100%
		4.66	68.42%	28.95%	2.63%	0%	100%
	Total			68.42%	28.95%	2.63%	0%
35. In our school, all stakeholders are informed of policies, processes, and procedures related to grading and reporting.	Pearl Haskew Elementary School	Average Score	68.42%	31.58%	0%	0%	100%
		4.58	68.42%	31.58%	0%	0%	100%
	Total			68.42%	31.58%	0%	0%
Total			73.29%	24.47%	1.58%	0.66%	100%

Section: Resources and Support Systems

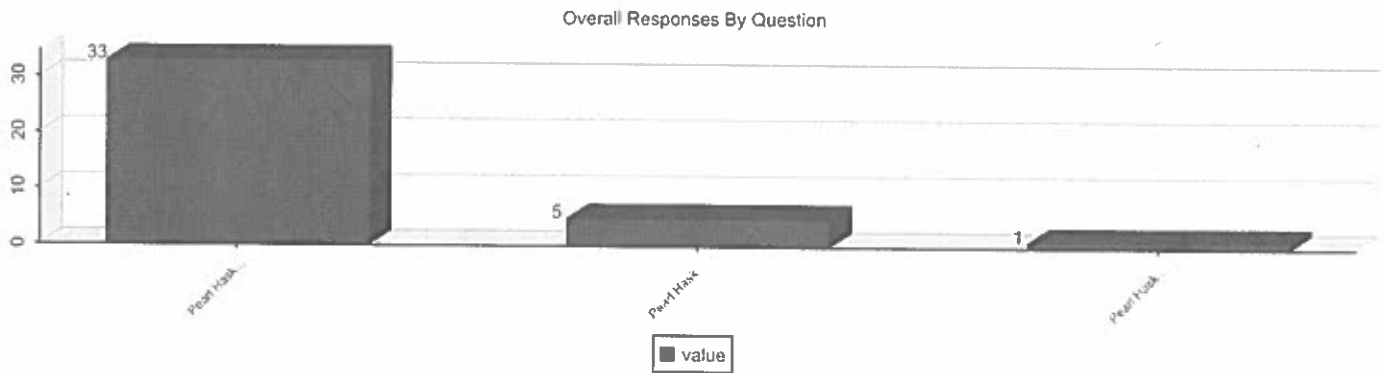
Question / Institution			Strongly Agree	Agree	Neutral	Disagree	Strongly Disagree	Total
			%	%	%	%	%	%
36. Our school provides qualified staff members to support student learning.	Pearl Haskew Elementary School	Average Score	81.58%	18.42%	0%	0%	0%	100%
		4.82	81.58%	18.42%	0%	0%	0%	100%
	Total		81.58%	18.42%	0%	0%	0%	100%
37. Our school provides instructional time and resources to support our school's goals and priorities.	Pearl Haskew Elementary School	Average Score	84.21%	10.53%	5.26%	0%	0%	100%
		4.79	84.21%	10.53%	5.26%	0%	0%	100%
	Total		84.21%	10.53%	5.26%	0%	0%	100%
38. Our school provides sufficient material resources to meet student needs.	Pearl Haskew Elementary School	Average Score	71.05%	21.05%	7.89%	0%	0%	100%
		4.63	71.05%	21.05%	7.89%	0%	0%	100%
	Total		71.05%	21.05%	7.89%	0%	0%	100%
39. Our school provides protected instructional time.	Pearl Haskew Elementary School	Average Score	73.68%	21.05%	2.63%	2.63%	0%	100%
		4.66	73.68%	21.05%	2.63%	2.63%	0%	100%
	Total		73.68%	21.05%	2.63%	2.63%	0%	100%
40. Our school provides a variety of information resources to support student learning.	Pearl Haskew Elementary School	Average Score	76.32%	21.05%	2.63%	0%	0%	100%
		4.74	76.32%	21.05%	2.63%	0%	0%	100%
	Total		76.32%	21.05%	2.63%	0%	0%	100%
41. Our school provides a plan for the acquisition and support of technology to support student learning.	Pearl Haskew Elementary School	Average Score	68.42%	23.68%	5.26%	2.63%	0%	100%
		4.58	68.42%	23.68%	5.26%	2.63%	0%	100%
	Total		68.42%	23.68%	5.26%	2.63%	0%	100%
42. Our school provides a plan for the acquisition and support of technology to support the school's operational needs.	Pearl Haskew Elementary School	Average Score	63.16%	31.58%	0%	2.63%	2.63%	100%
		4.5	63.16%	31.58%	0%	2.63%	2.63%	100%
	Total		63.16%	31.58%	0%	2.63%	2.63%	100%
43. Our school provides high quality student support services (e.g., counseling, referrals, educational, and career planning).	Pearl Haskew Elementary School	Average Score	73.68%	21.05%	0%	5.26%	0%	100%
		4.63	73.68%	21.05%	0%	5.26%	0%	100%
	Total		73.68%	21.05%	0%	5.26%	0%	100%

Question / Institution			Strongly Agree	Agree	Neutral	Disagree	Strongly Disagree	Total
			%	%	%	%	%	%
44. Our school provides opportunities for students to participate in activities that interest them.	Pearl Haskew Elementary School	Average Score	73.68%	26.32%	0%	0%	0%	100%
		4.74	73.68%	26.32%	0%	0%	0%	100%
	Total		73.68%	26.32%	0%	0%	0%	100%
45. Our school maintains facilities that support student learning.	Pearl Haskew Elementary School	Average Score	81.58%	18.42%	0%	0%	0%	100%
		4.82	81.58%	18.42%	0%	0%	0%	100%
	Total		81.58%	18.42%	0%	0%	0%	100%
46. Our school maintains facilities that contribute to a safe environment.	Pearl Haskew Elementary School	Average Score	84.21%	15.79%	0%	0%	0%	100%
		4.84	84.21%	15.79%	0%	0%	0%	100%
	Total		84.21%	15.79%	0%	0%	0%	100%
Total			75.6%	20.81%	2.15%	1.2%	0.24%	100%

Section: Using Results for Continuous Improvement

Question / Institution			Strongly Agree	Agree	Neutral	Disagree	Total
			%	%	%	%	%
47. Our school uses multiple assessment measures to determine student learning and school performance.	Pearl Haskew Elementary School	Average Score	78.95%	18.42%	2.63%	0%	100%
		4.78	78.95%	18.42%	2.63%	0%	100%
	Total		78.95%	18.42%	2.63%	0%	100%
48. Our school employs consistent assessment measures across classrooms and courses.	Pearl Haskew Elementary School	Average Score	76.32%	21.05%	2.63%	0%	100%
		4.74	76.32%	21.05%	2.63%	0%	100%
	Total		76.32%	21.05%	2.63%	0%	100%
49. Our school has a systematic process for collecting, analyzing, and using data.	Pearl Haskew Elementary School	Average Score	76.32%	23.68%	0%	0%	100%
		4.78	76.32%	23.68%	0%	0%	100%
	Total		76.32%	23.68%	0%	0%	100%

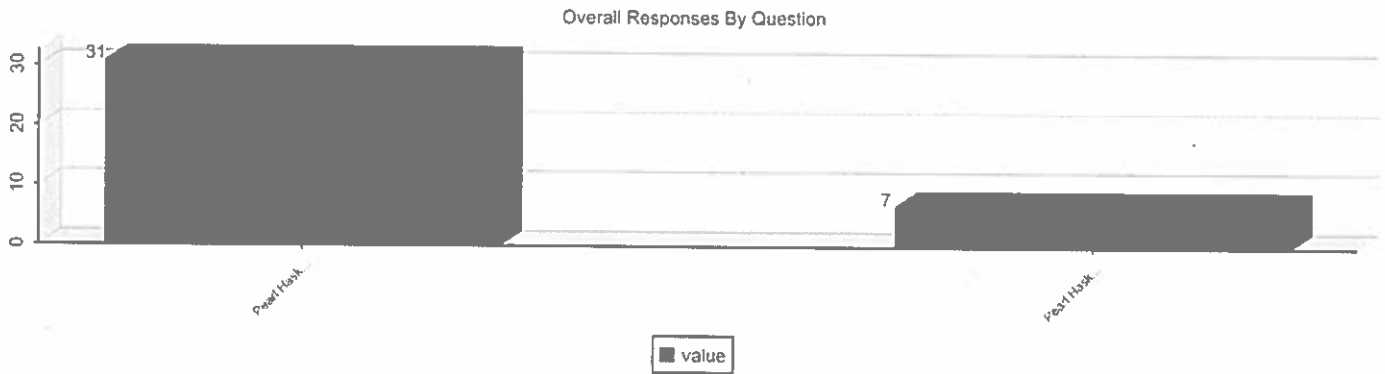
Question 15. Our school's leaders provide opportunities for stakeholders to be involved in the school.



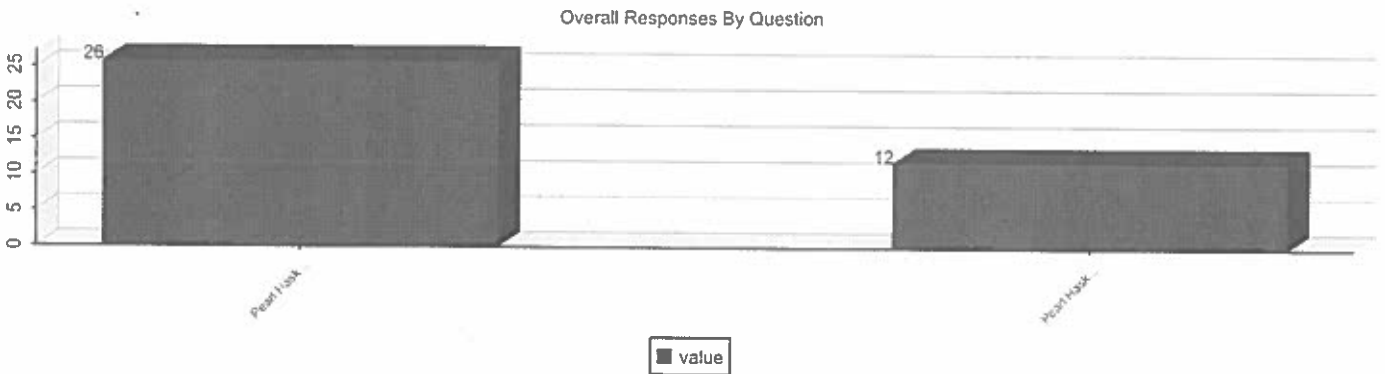
Section: Teaching and Assessing for Learning

Responses By Question

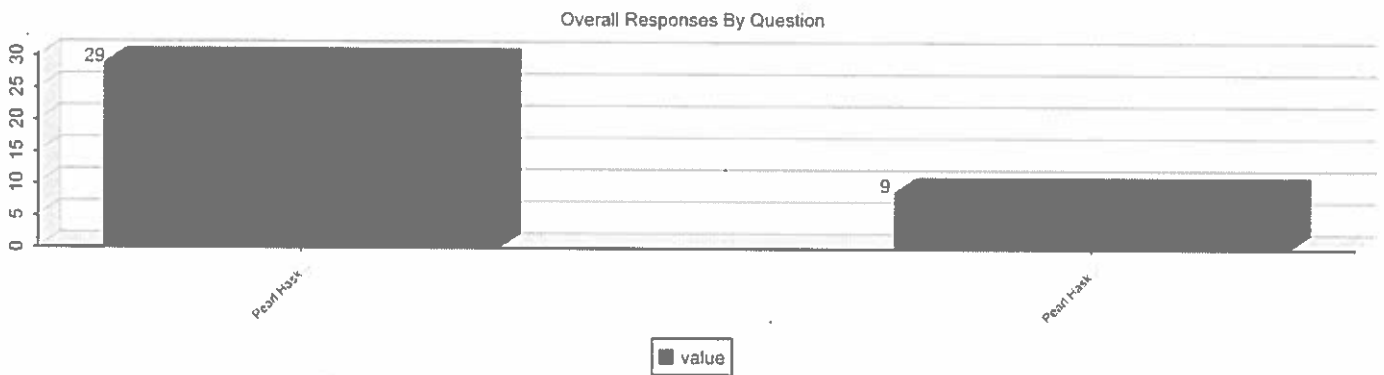
Question 16. All teachers in our school monitor and adjust curriculum, instruction, and assessment based on data from student assessments and examination of professional practice.



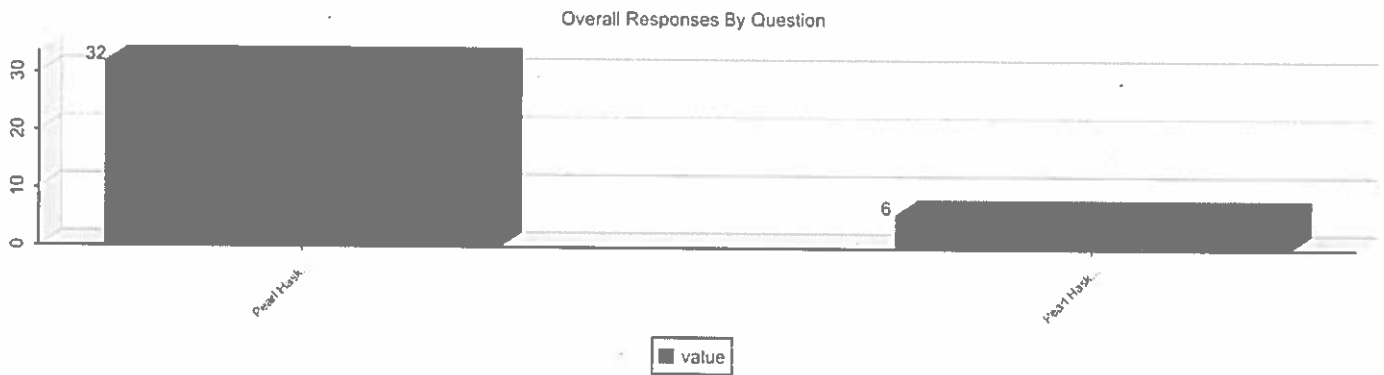
Question 17. All teachers in our school personalize instructional strategies and interventions to address individual learning needs of students.



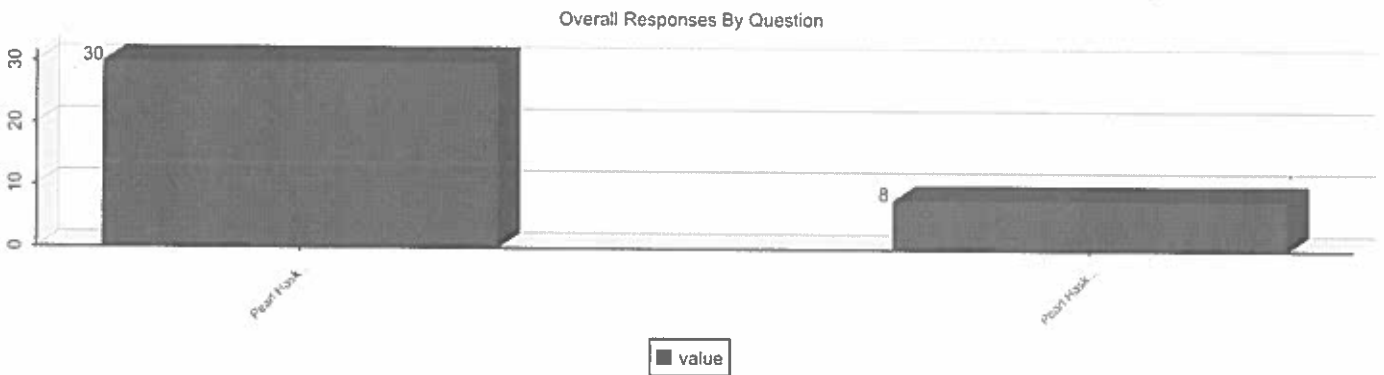
Question 18. All teachers in our school regularly use instructional strategies that require student collaboration, self-reflection, and development of critical thinking skills.



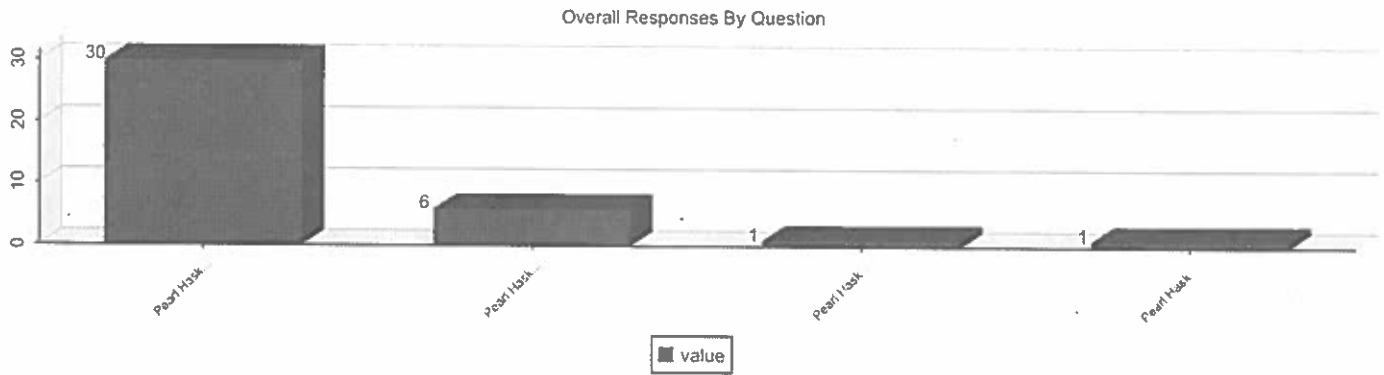
Question 19. All teachers in our school use a variety of technologies as instructional resources.



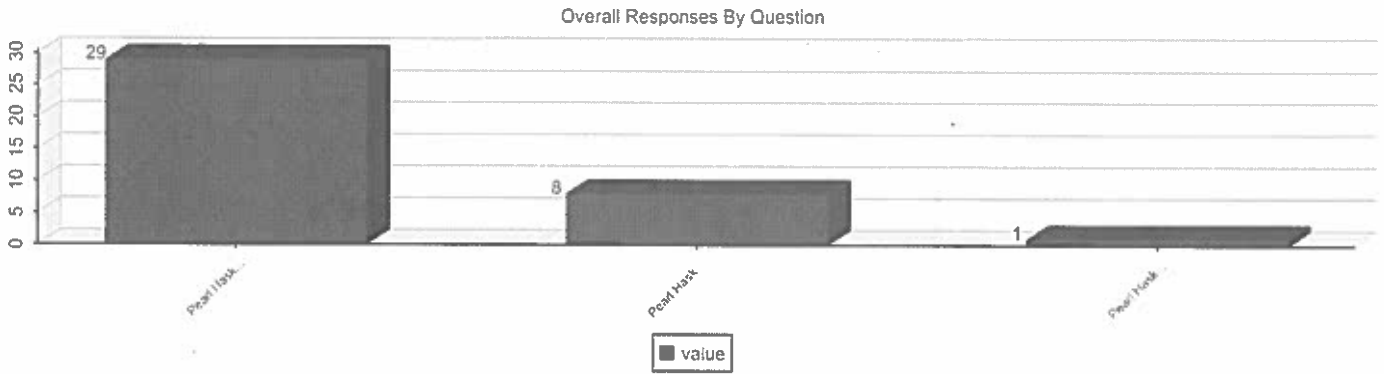
Question 20. All teachers in our school use a process to inform students of their learning expectations and standards of performance.



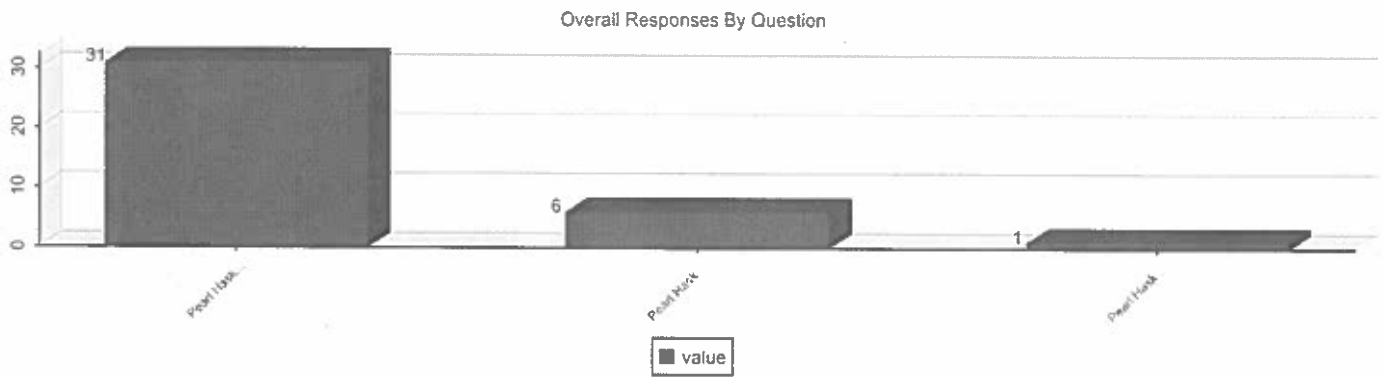
Question 21. All teachers in our school provide students with specific and timely feedback about their learning.



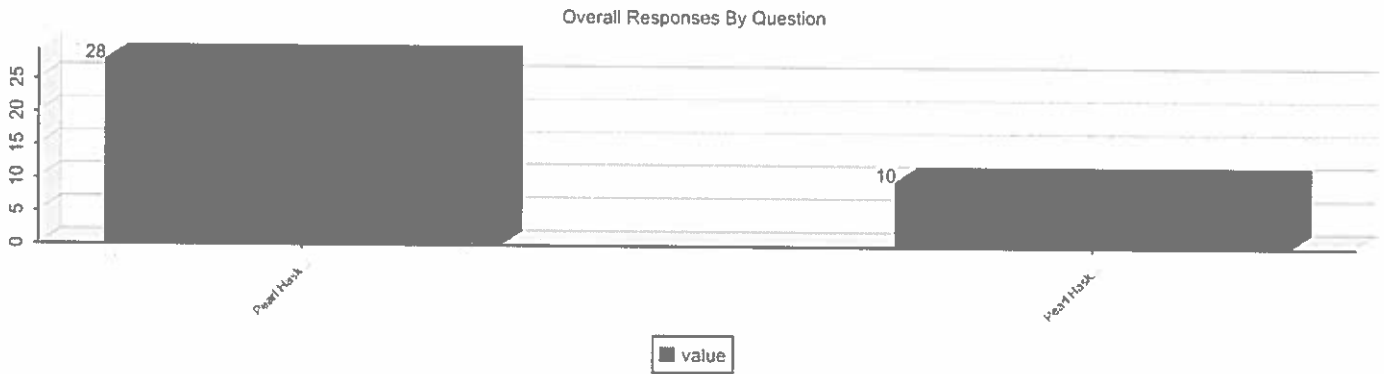
Question 22. All teachers in our school use multiple types of assessments to modify instruction and to revise the curriculum.



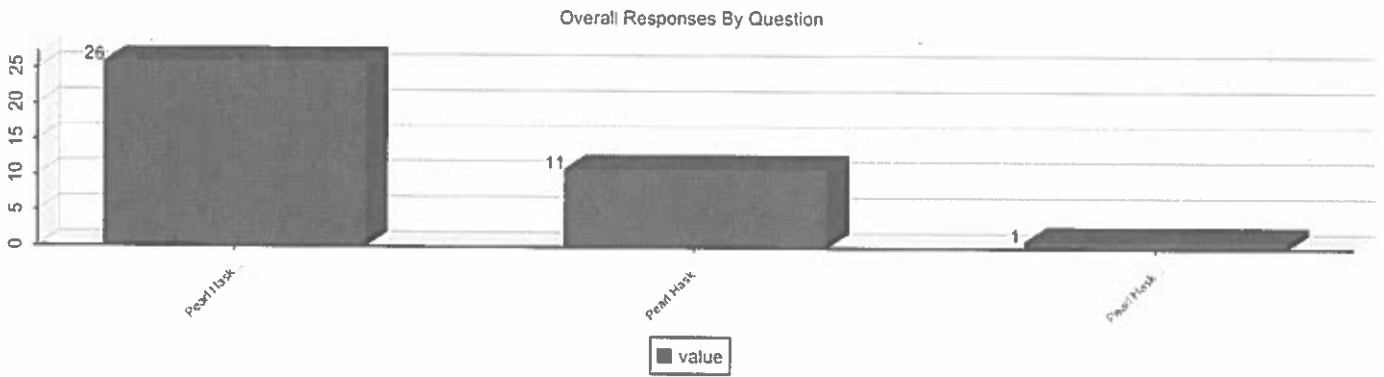
Question 23. All teachers in our school use consistent common grading and reporting policies across grade levels and courses based on clearly defined criteria.



Question 24. All teachers in our school participate in collaborative learning communities that meet both informally and formally across grade levels and content areas.

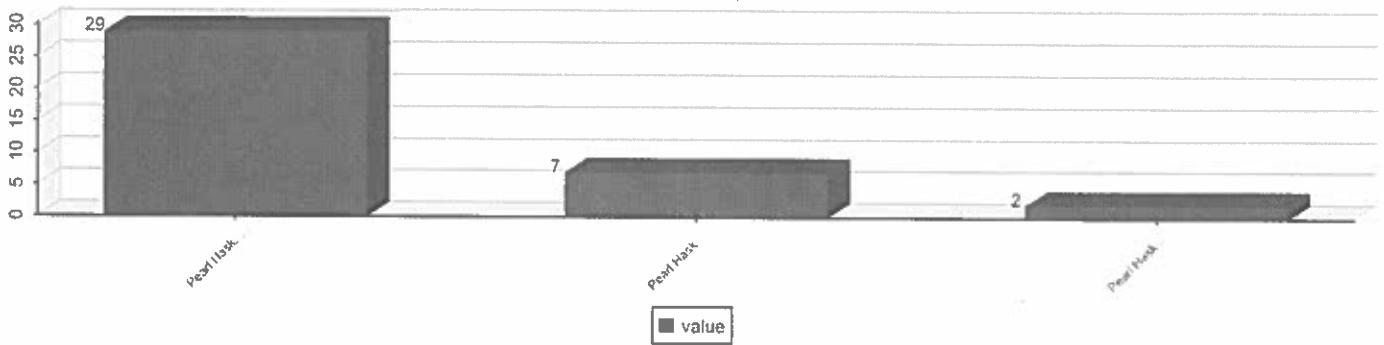


Question 25. All teachers in our school have been trained to implement a formal process that promotes discussion about student learning (e.g., action research, examination of student work, reflection, study teams, and peer coaching).




Question 26. In our school, challenging curriculum and learning experiences provide equity for all students in the development of learning, thinking, and life skills.

Overall Responses By Question

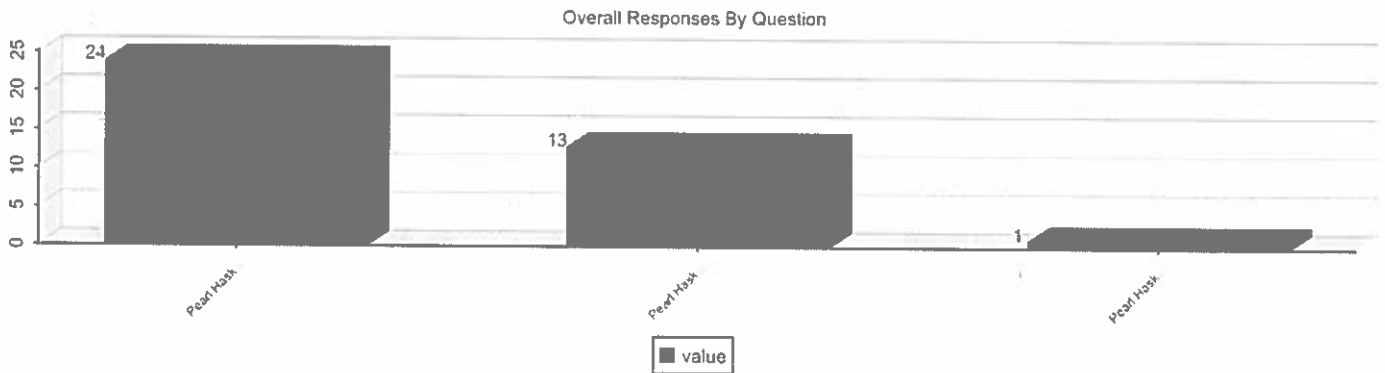


Question 27. In our school, related learning support services are provided for all students based on their needs.

Overall Responses By Question

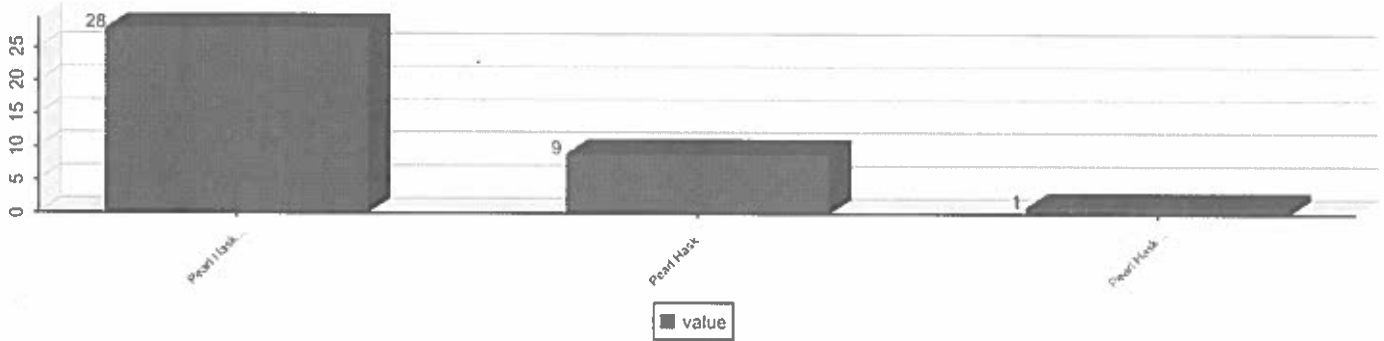


Question 28. In our school, a formal structure exists so that each student is well known by at least one adult advocate in the school who supports that student's educational experience.



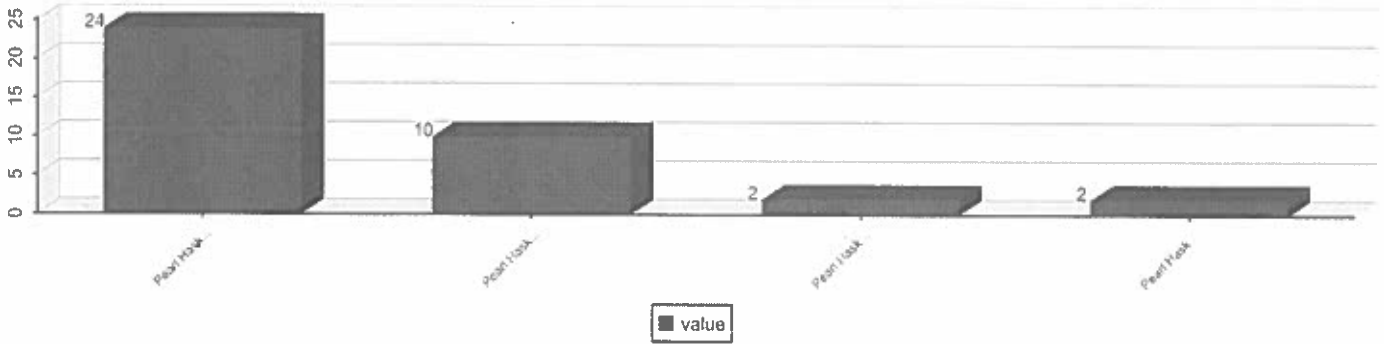
Question 29. In our school, all staff members use student data to address the unique learning needs of all students.

Overall Responses By Question

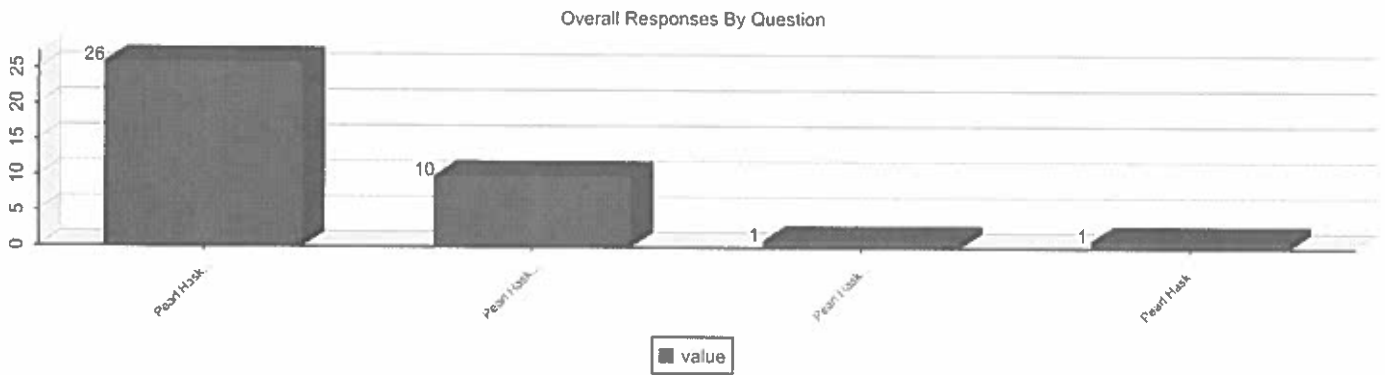


Question 30. In our school, staff members provide peer coaching to teachers.

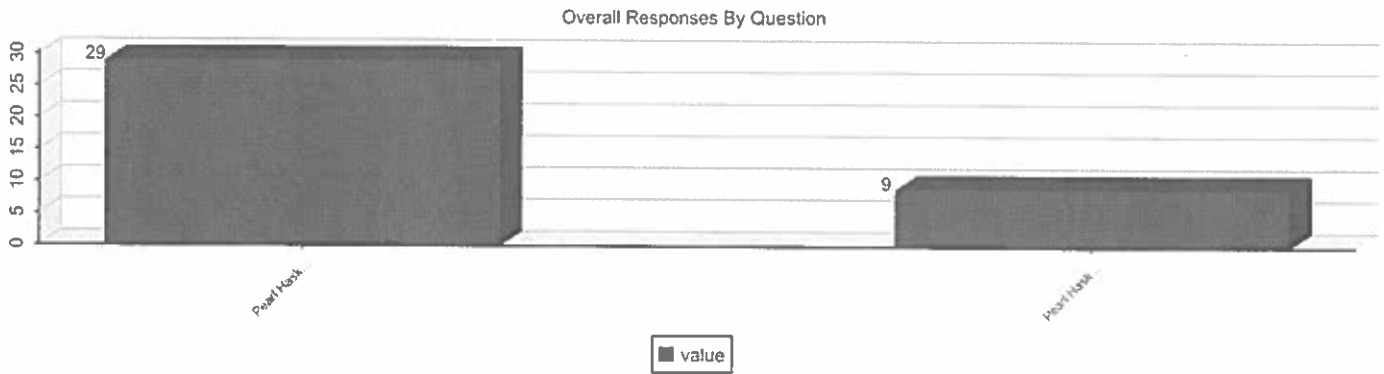
Overall Responses By Question



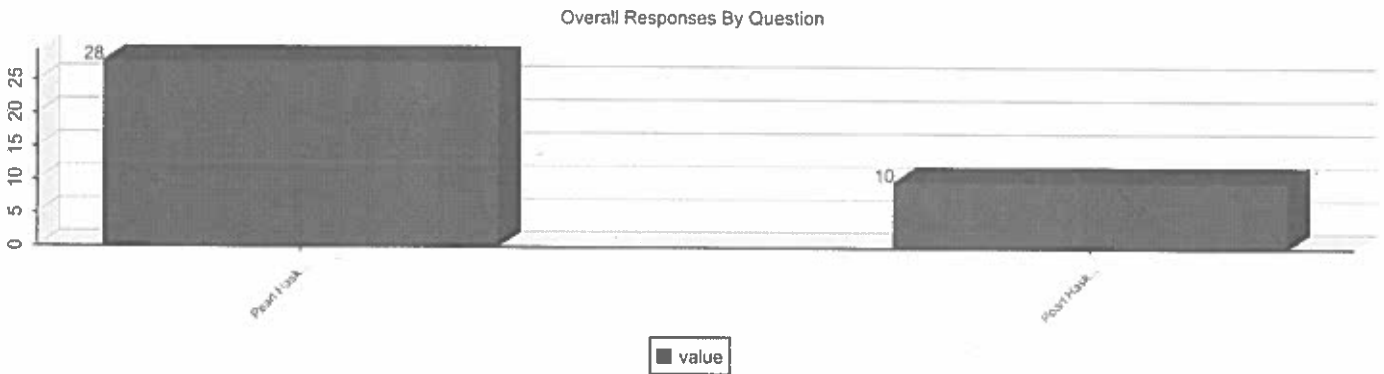
Question 31. In our school, a formal process is in place to support new staff members in their professional practice.



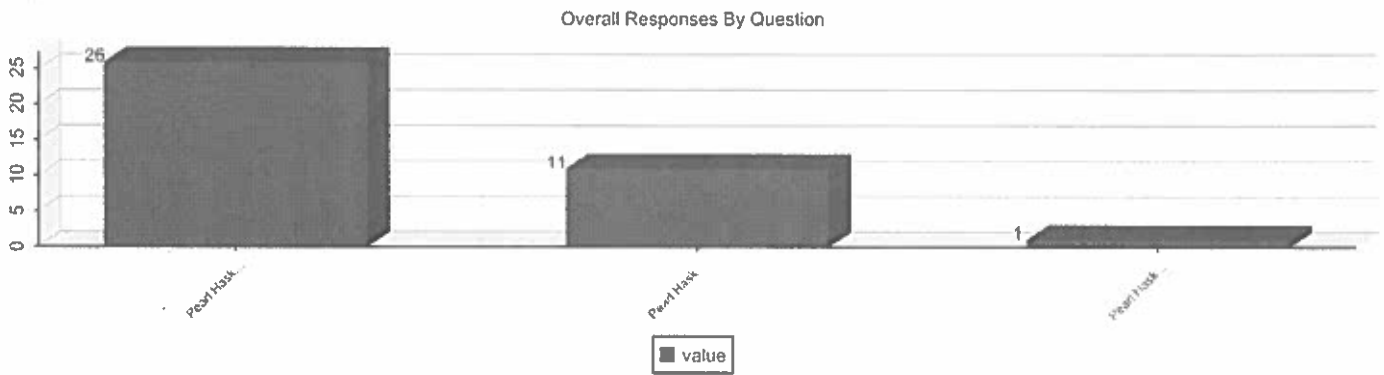
Question 32. In our school, all staff members participate in continuous professional learning based on identified needs of the school.



Question 33. In our school, a professional learning program is designed to build capacity among all professional and support staff members.



Question 34. In our school, all school personnel regularly engage families in their children's learning progress.



Question 35. In our school, all stakeholders are informed of policies, processes, and procedures related to grading and reporting.