

Staff Survey

Question / Institution			Strongly Agree	Agree	Neutral	Disagree	Total
			%	%	%	%	%
31. In our school, a formal process is in place to support new staff members in their professional practice.	Pearl Haskew Elementary School	Average Score	68.42%	26.32%	2.63%	2.63%	100%
		4.61	68.42%	26.32%	2.63%	2.63%	100%
	Total			68.42%	26.32%	2.63%	2.63%
32. In our school, all staff members participate in continuous professional learning based on identified needs of the school.	Pearl Haskew Elementary School	Average Score	76.32%	23.68%	0%	0%	100%
		4.76	76.32%	23.68%	0%	0%	100%
	Total			76.32%	23.68%	0%	0%
33. In our school, a professional learning program is designed to build capacity among all professional and support staff members.	Pearl Haskew Elementary School	Average Score	73.68%	26.32%	0%	0%	100%
		4.74	73.68%	26.32%	0%	0%	100%
	Total			73.68%	26.32%	0%	0%
34. In our school, all school personnel regularly engage families in their children's learning progress.	Pearl Haskew Elementary School	Average Score	68.42%	28.95%	2.63%	0%	100%
		4.66	68.42%	28.95%	2.63%	0%	100%
	Total			68.42%	28.95%	2.63%	0%
35. In our school, all stakeholders are informed of policies, processes, and procedures related to grading and reporting.	Pearl Haskew Elementary School	Average Score	68.42%	31.58%	0%	0%	100%
		4.68	68.42%	31.58%	0%	0%	100%
	Total			68.42%	31.58%	0%	0%
Total			73.29%	24.47%	1.58%	0.66%	100%

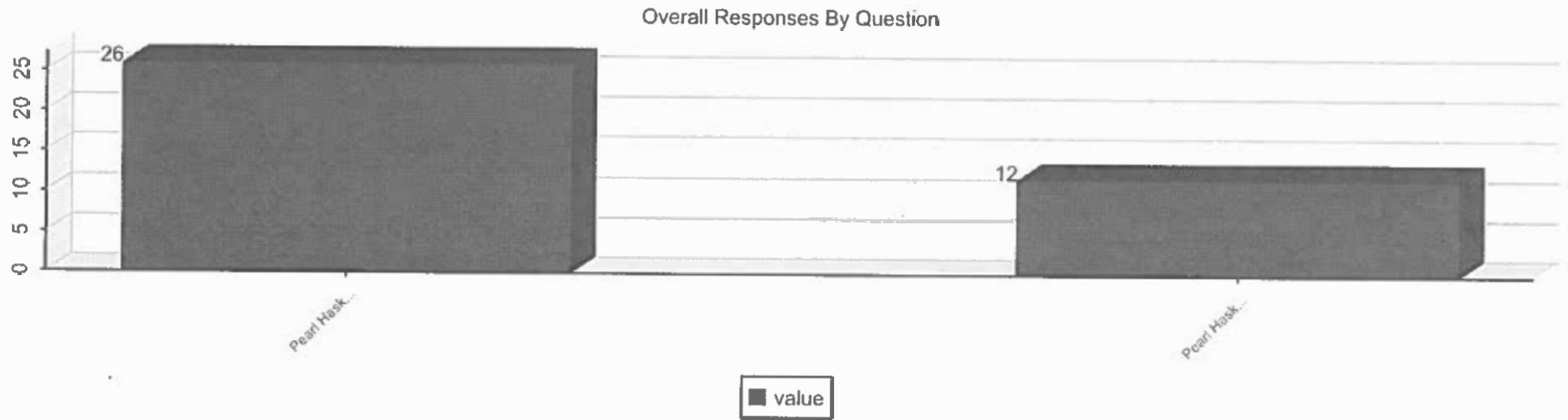
Section: Resources and Support Systems

Question / Institution			Strongly Agree	Agree	Neutral	Disagree	Strongly Disagree	Total
			%	%	%	%	%	%
36. Our school provides qualified staff members to support student learning.	Pearl Haskew Elementary School	Average Score	81.58%	18.42%	0%	0%	0%	100%
		4.82	81.58%	18.42%	0%	0%	0%	100%
	Total			81.58%	18.42%	0%	0%	0%
37. Our school provides instructional time and resources to support our school's goals and priorities.	Pearl Haskew Elementary School	Average Score	84.21%	10.53%	5.26%	0%	0%	100%
		4.79	84.21%	10.53%	5.26%	0%	0%	100%
	Total			84.21%	10.53%	5.26%	0%	0%
38. Our school provides sufficient material resources to meet student needs.	Pearl Haskew Elementary School	Average Score	71.05%	21.05%	7.89%	0%	0%	100%
		4.63	71.05%	21.05%	7.89%	0%	0%	100%
	Total			71.05%	21.05%	7.89%	0%	0%
39. Our school provides protected instructional time.	Pearl Haskew Elementary School	Average Score	73.68%	21.05%	2.63%	2.63%	0%	100%
		4.66	73.68%	21.05%	2.63%	2.63%	0%	100%
	Total			73.68%	21.05%	2.63%	2.63%	0%
40. Our school provides a variety of information resources to support student learning.	Pearl Haskew Elementary School	Average Score	76.32%	21.05%	2.63%	0%	0%	100%
		4.74	76.32%	21.05%	2.63%	0%	0%	100%
	Total			76.32%	21.05%	2.63%	0%	0%
41. Our school provides a plan for the acquisition and support of technology to support student learning.	Pearl Haskew Elementary School	Average Score	68.42%	23.68%	5.26%	2.63%	0%	100%
		4.58	68.42%	23.68%	5.26%	2.63%	0%	100%
	Total			68.42%	23.68%	5.26%	2.63%	0%
42. Our school provides a plan for the acquisition and support of technology to support the school's operational needs.	Pearl Haskew Elementary School	Average Score	63.16%	31.58%	0%	2.63%	2.63%	100%
		4.5	63.16%	31.58%	0%	2.63%	2.63%	100%
	Total			63.16%	31.58%	0%	2.63%	2.63%
43. Our school provides high quality student support services (e.g., counseling, referrals, educational, and career planning).	Pearl Haskew Elementary School	Average Score	73.68%	21.05%	0%	5.26%	0%	100%
		4.63	73.68%	21.05%	0%	5.26%	0%	100%
	Total			73.68%	21.05%	0%	5.26%	0%

Question / Institution			Strongly Agree	Agree	Neutral	Disagree	Strongly Disagree	Total
			%	%	%	%	%	%
44. Our school provides opportunities for students to participate in activities that interest them.	Pearl Haskew Elementary School	Average Score	73.68%	26.32%	0%	0%	0%	100%
		4.74	73.68%	26.32%	0%	0%	0%	100%
	Total			73.68%	26.32%	0%	0%	0%
45. Our school maintains facilities that support student learning.	Pearl Haskew Elementary School	Average Score	81.58%	18.42%	0%	0%	0%	100%
		4.82	81.58%	18.42%	0%	0%	0%	100%
	Total			81.58%	18.42%	0%	0%	0%
46. Our school maintains facilities that contribute to a safe environment.	Pearl Haskew Elementary School	Average Score	84.21%	15.79%	0%	0%	0%	100%
		4.84	84.21%	15.79%	0%	0%	0%	100%
	Total			84.21%	15.79%	0%	0%	0%
Total			75.6%	20.81%	2.15%	1.2%	0.24%	100%

Section: Using Results for Continuous Improvement

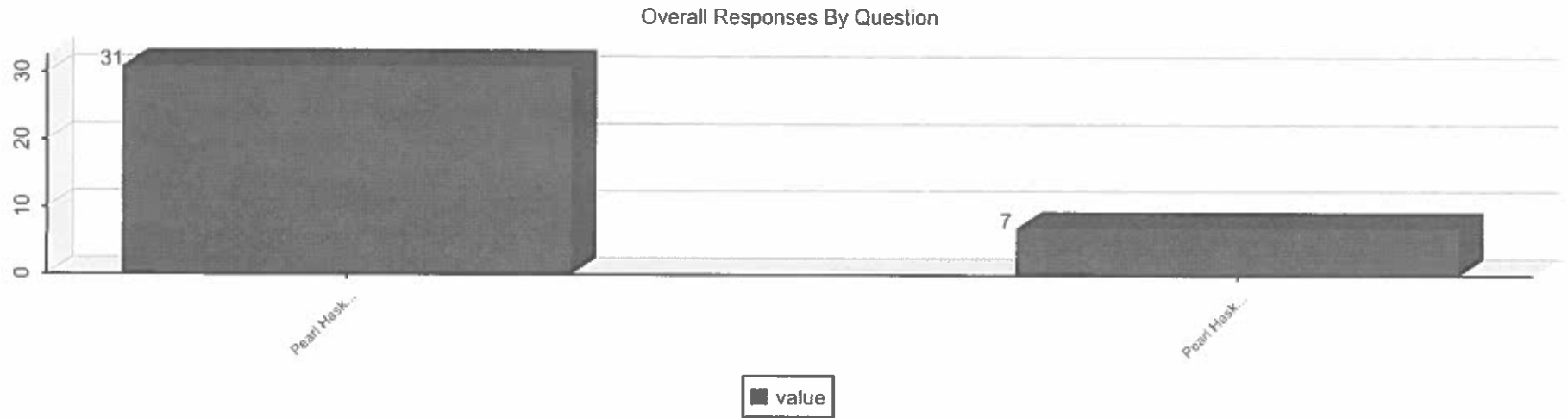
Question / Institution			Strongly Agree	Agree	Neutral	Disagree	Total
			%	%	%	%	%
47. Our school uses multiple assessment measures to determine student learning and school performance.	Pearl Haskew Elementary School	Average Score	78.95%	18.42%	2.63%	0%	100%
		4.76	78.95%	18.42%	2.63%	0%	100%
	Total			78.95%	18.42%	2.63%	0%
48. Our school employs consistent assessment measures across classrooms and courses.	Pearl Haskew Elementary School	Average Score	76.32%	21.05%	2.63%	0%	100%
		4.74	76.32%	21.05%	2.63%	0%	100%
	Total			76.32%	21.05%	2.63%	0%
49. Our school has a systematic process for collecting, analyzing, and using data.	Pearl Haskew Elementary School	Average Score	76.32%	23.68%	0%	0%	100%
		4.76	76.32%	23.68%	0%	0%	100%
	Total			76.32%	23.68%	0%	0%



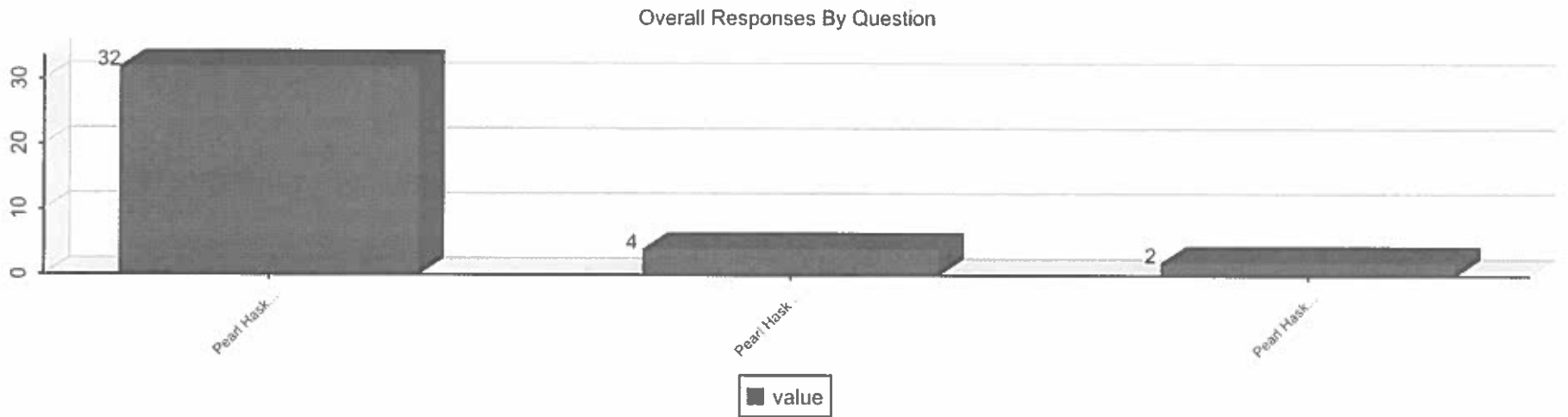
Section: Resources and Support Systems

Responses By Question

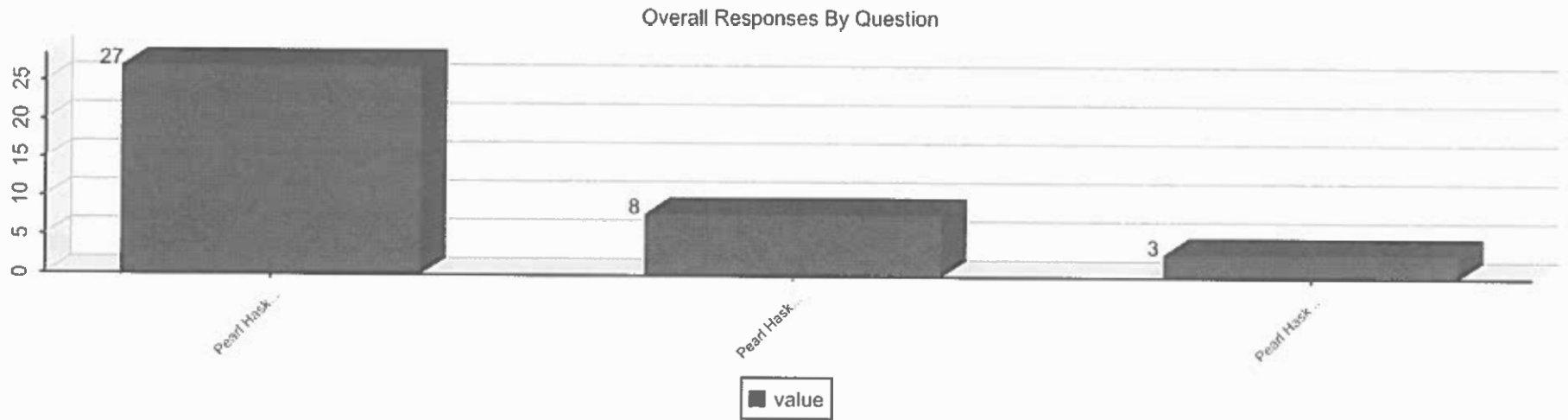
Question 36. Our school provides qualified staff members to support student learning.



Question 37. Our school provides instructional time and resources to support our school's goals and priorities.

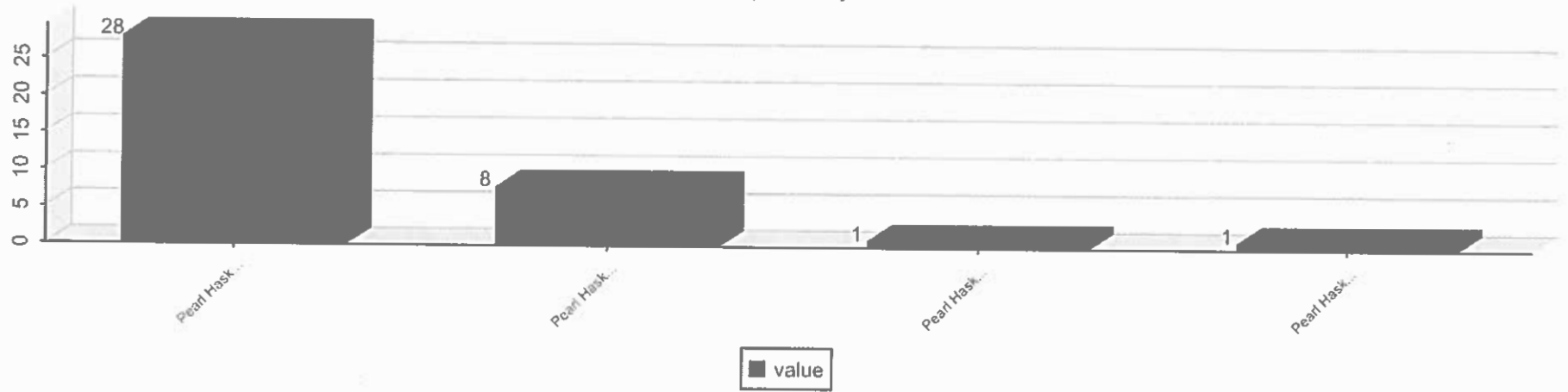


Question 38. Our school provides sufficient material resources to meet student needs.



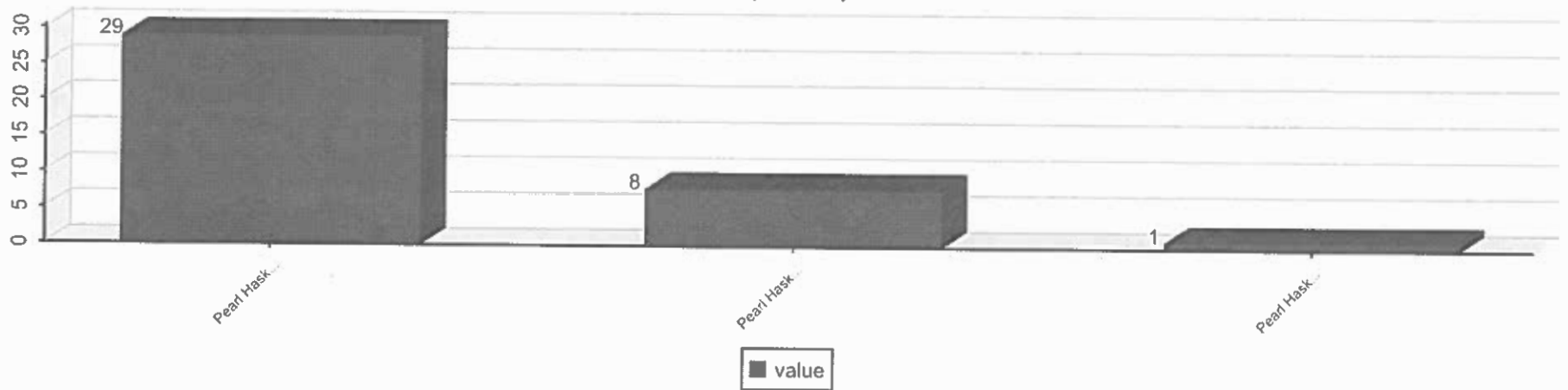
Question 39. Our school provides protected instructional time.

Overall Responses By Question

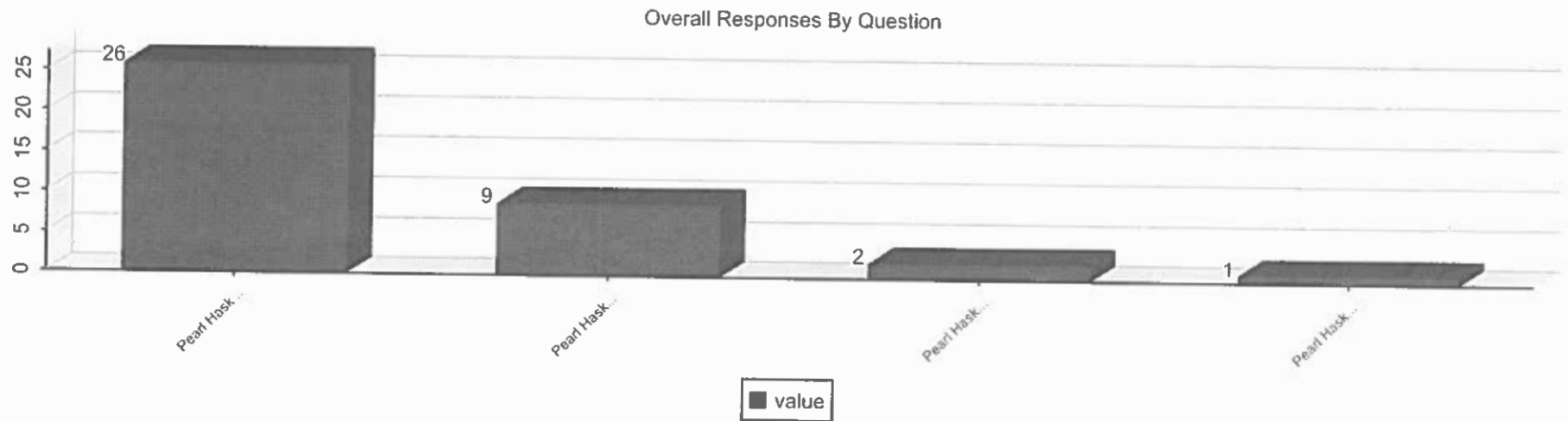


Question 40. Our school provides a variety of information resources to support student learning.

Overall Responses By Question

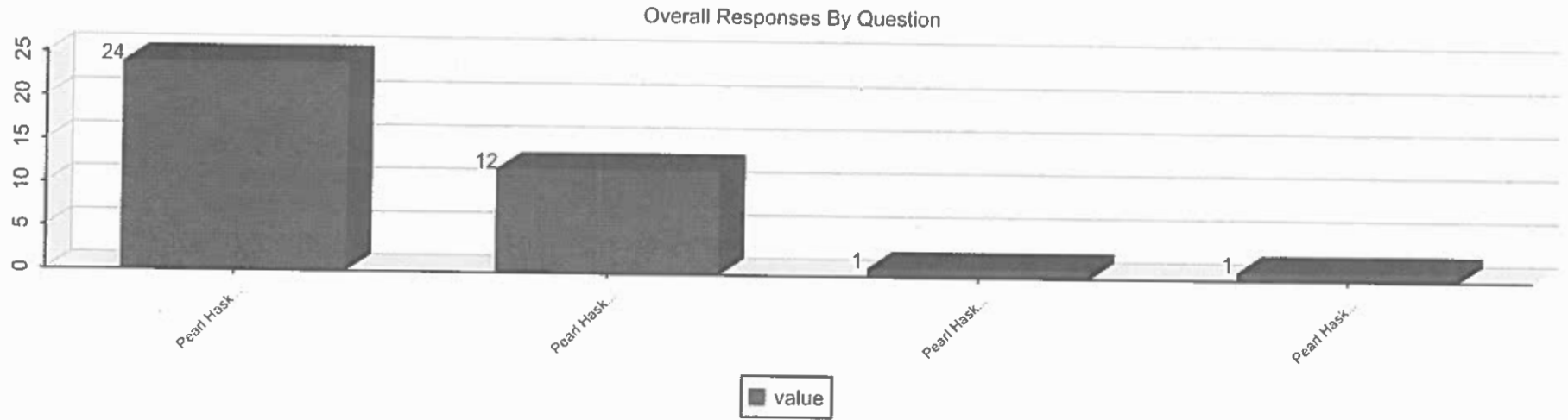


Question 41. Our school provides a plan for the acquisition and support of technology to support student learning.

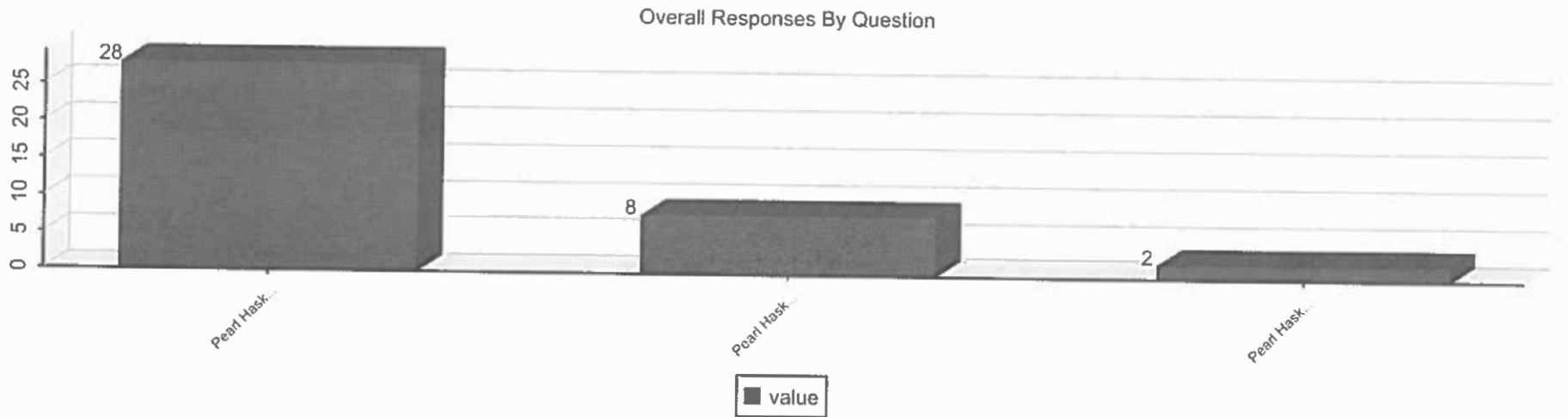


Question 42. Our school provides a plan for the acquisition and support of technology to support the school's operational needs.

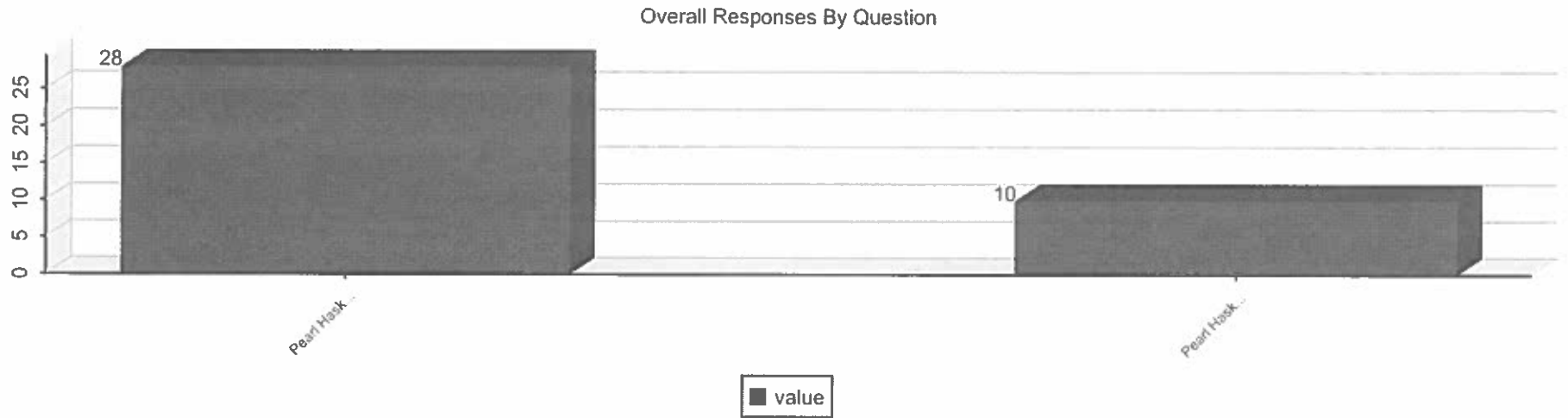




Question 43. Our school provides high quality student support services (e.g., counseling, referrals, educational, and career planning).

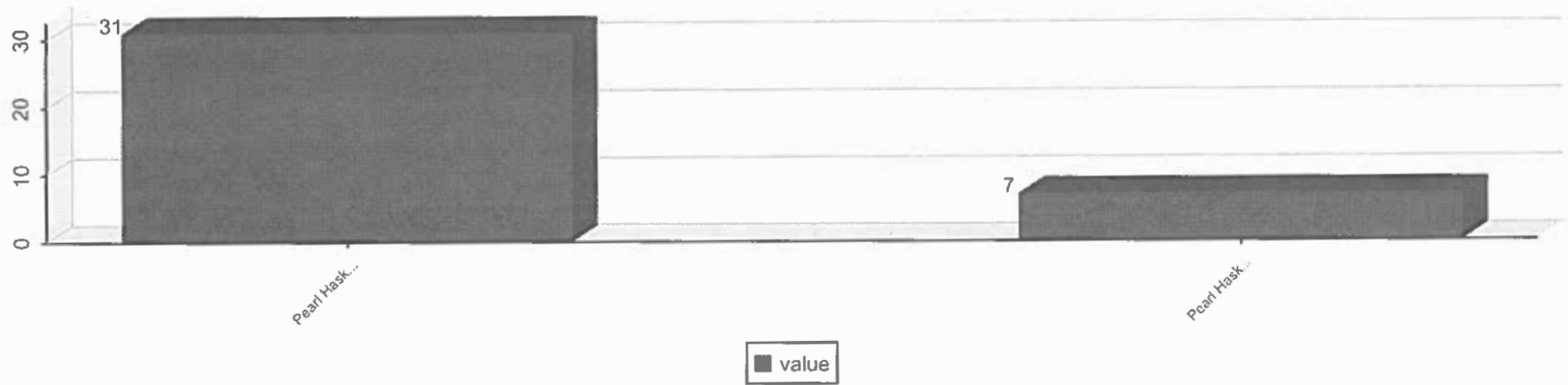


Question 44. Our school provides opportunities for students to participate in activities that interest them.



Question 45. Our school maintains facilities that support student learning.

Overall Responses By Question



Question 46. Our school maintains facilities that contribute to a safe environment.

Overall Responses By Question

