

Survey Response Counts

Section: Purpose and Direction

Question / Institution			Strongly Agree	Agree	Strongly Disagree	Total
			%	%	%	%
1. Our school's purpose statement is clearly focused on student success.	Pearl Haskew Elementary School	Average Score	76.92%	23.08%	0%	100%
		4.77	76.92%	23.08%	0%	100%
	Total		76.92%	23.08%	0%	100%
2. Our school's purpose statement is formally reviewed and revised with involvement from stakeholders.	Pearl Haskew Elementary School	Average Score	69.23%	28.21%	2.56%	100%
		4.62	69.23%	28.21%	2.56%	100%
	Total		69.23%	28.21%	2.56%	100%
3. Our school's purpose statement is based on shared values and beliefs that guide decision-making.	Pearl Haskew Elementary School	Average Score	74.36%	25.64%	0%	100%
		4.74	74.36%	25.64%	0%	100%
	Total		74.36%	25.64%	0%	100%
4. Our school's purpose statement is supported by the policies and practices adopted by the school board or governing body.	Pearl Haskew Elementary School	Average Score	79.49%	20.51%	0%	100%
		4.79	79.49%	20.51%	0%	100%
	Total		79.49%	20.51%	0%	100%
5. Our school has a continuous improvement process based on data, goals, actions, and measures for growth.	Pearl Haskew Elementary School	Average Score	87.18%	12.82%	0%	100%
		4.87	87.18%	12.82%	0%	100%
	Total		87.18%	12.82%	0%	100%
Total			77.44%	22.05%	0.51%	100%

Section: Governance and Leadership

Question / Institution			Strongly Agree	Agree	Neutral	Disagree	Total
			%	%	%	%	%
6. Our school's governing body or school board complies with all policies, procedures, laws, and regulations.	Pearl Haskew Elementary School	Average Score	79.49%	17.95%	0%	2.56%	100%
		4.74	79.49%	17.95%	0%	2.56%	100%
	Total		79.49%	17.95%	0%	2.56%	100%
7. Our school's governing body or school board maintains a distinction between its roles and responsibilities and those of school leadership.	Pearl Haskew Elementary School	Average Score	74.36%	23.08%	0%	2.56%	100%
		4.69	74.36%	23.08%	0%	2.56%	100%
	Total		74.36%	23.08%	0%	2.56%	100%
8. Our school's leaders support an innovative and collaborative culture.	Pearl Haskew Elementary School	Average Score	76.92%	20.51%	0%	2.56%	100%
		4.72	76.92%	20.51%	0%	2.56%	100%
	Total		76.92%	20.51%	0%	2.56%	100%
9. Our school's leaders expect staff members to hold all students to high academic standards.	Pearl Haskew Elementary School	Average Score	82.05%	15.38%	0%	2.56%	100%
		4.77	82.05%	15.38%	0%	2.56%	100%
	Total		82.05%	15.38%	0%	2.56%	100%
10. Our school's leaders hold themselves accountable for student learning.	Pearl Haskew Elementary School	Average Score	76.92%	17.95%	2.56%	2.56%	100%
		4.69	76.92%	17.95%	2.56%	2.56%	100%
	Total		76.92%	17.95%	2.56%	2.56%	100%
11. Our school's leaders hold all staff members accountable for student learning.	Pearl Haskew Elementary School	Average Score	84.62%	15.38%	0%	0%	100%
		4.85	84.62%	15.38%	0%	0%	100%
	Total		84.62%	15.38%	0%	0%	100%
12. Our school's leaders regularly evaluate staff members on criteria designed to improve teaching and learning.	Pearl Haskew Elementary School	Average Score	76.92%	23.08%	0%	0%	100%
		4.77	76.92%	23.08%	0%	0%	100%
	Total		76.92%	23.08%	0%	0%	100%
13. Our school's leaders ensure all staff members use supervisory feedback to improve student learning.	Pearl Haskew Elementary School	Average Score	84.62%	10.26%	2.56%	2.56%	100%
		4.77	84.62%	10.26%	2.56%	2.56%	100%
	Total		84.62%	10.26%	2.56%	2.56%	100%


Question / Institution		Strongly Agree	Agree	Neutral	Disagree	Total	
		%	%	%	%	%	
14. Our school's leaders engage effectively with all stakeholders about the school's purpose and direction.	Pearl Haskew Elementary School	Average Score	74.36%	20.51%	2.56%	2.56%	100%
		4.67	74.36%	20.51%	2.56%	2.56%	100%
	Total		74.36%	20.51%	2.56%	2.56%	100%
15. Our school's leaders provide opportunities for stakeholders to be involved in the school.	Pearl Haskew Elementary School	Average Score	84.62%	12.82%	0%	2.56%	100%
		4.79	84.62%	12.82%	0%	2.56%	100%
	Total		84.62%	12.82%	0%	2.56%	100%
Total			78.49%	17.69%	0.77%	2.05%	100%

Section: Teaching and Assessing for Learning

Question / Institution		Strongly Agree	Agree	Neutral	Disagree	Total	
		%	%	%	%	%	
16. All teachers in our school monitor and adjust curriculum, instruction, and assessment based on data from student assessments and examination of professional practice.	Pearl Haskew Elementary School	Average Score	81.58%	18.42%	0%	0%	100%
		4.82	81.58%	18.42%	0%	0%	100%
	Total		81.58%	18.42%	0%	0%	100%
17. All teachers in our school personalize instructional strategies and interventions to address individual learning needs of students.	Pearl Haskew Elementary School	Average Score	68.42%	31.58%	0%	0%	100%
		4.68	68.42%	31.58%	0%	0%	100%
	Total		68.42%	31.58%	0%	0%	100%
18. All teachers in our school regularly use instructional strategies that require student collaboration, self-reflection, and development of critical thinking skills.	Pearl Haskew Elementary School	Average Score	76.32%	23.68%	0%	0%	100%
		4.76	76.32%	23.68%	0%	0%	100%
	Total		76.32%	23.68%	0%	0%	100%

Question / Institution		Strongly Agree	Agree	Neutral	Disagree	Total	
		%	%	%	%	%	
19. All teachers in our school use a variety of technologies as instructional resources.	Pearl Haskew Elementary School	Average Score	84.21%	15.79%	0%	0%	100%
		4.84	84.21%	15.79%	0%	0%	100%
	Total	84.21%	15.79%	0%	0%	100%	
20. All teachers in our school use a process to inform students of their learning expectations and standards of performance.	Pearl Haskew Elementary School	Average Score	78.95%	21.05%	0%	0%	100%
		4.79	78.95%	21.05%	0%	0%	100%
	Total	78.95%	21.05%	0%	0%	100%	
21. All teachers in our school provide students with specific and timely feedback about their learning.	Pearl Haskew Elementary School	Average Score	78.95%	15.79%	2.63%	2.63%	100%
		4.71	78.95%	15.79%	2.63%	2.63%	100%
	Total	78.95%	15.79%	2.63%	2.63%	100%	
22. All teachers in our school use multiple types of assessments to modify instruction and to revise the curriculum.	Pearl Haskew Elementary School	Average Score	76.32%	21.05%	2.63%	0%	100%
		4.74	76.32%	21.05%	2.63%	0%	100%
	Total	76.32%	21.05%	2.63%	0%	100%	
23. All teachers in our school use consistent common grading and reporting policies across grade levels and courses based on clearly defined criteria.	Pearl Haskew Elementary School	Average Score	81.58%	15.79%	2.63%	0%	100%
		4.79	81.58%	15.79%	2.63%	0%	100%
	Total	81.58%	15.79%	2.63%	0%	100%	
24. All teachers in our school participate in collaborative learning communities that meet both informally and formally across grade levels and content areas.	Pearl Haskew Elementary School	Average Score	73.68%	26.32%	0%	0%	100%
		4.74	73.68%	26.32%	0%	0%	100%
	Total	73.68%	26.32%	0%	0%	100%	

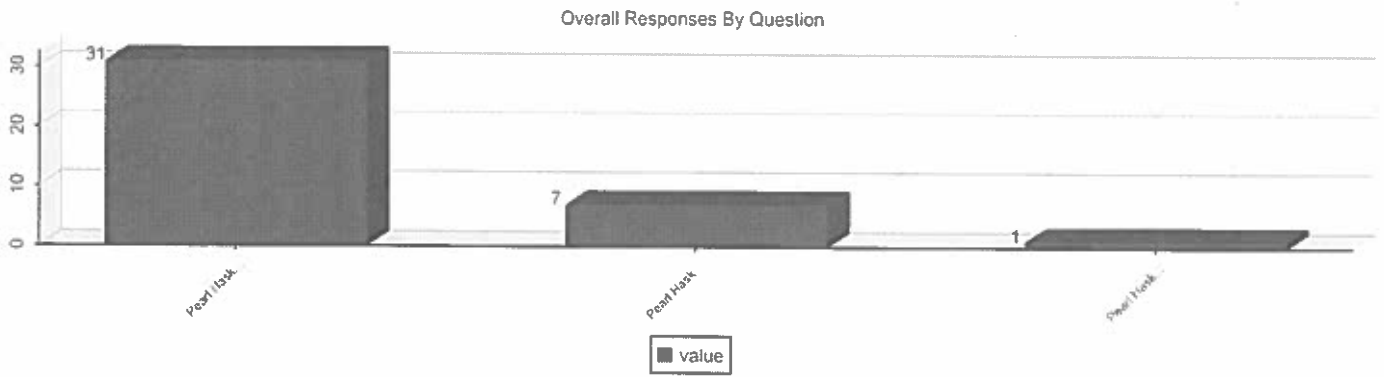
Question / Institution		Strongly Agree	Agree	Neutral	Disagree	Total	
		%	%	%	%	%	
25. All teachers in our school have been trained to implement a formal process that promotes discussion about student learning (e.g., action research, examination of student work, reflection, study teams, and peer coaching).	Pearl Haskew Elementary School	Average Score	68.42%	28.95%	2.63%	0%	100%
		4.68	68.42%	28.95%	2.63%	0%	100%
	Total		68.42%	28.95%	2.63%	0%	100%
26. In our school, challenging curriculum and learning experiences provide equity for all students in the development of learning, thinking, and life skills.	Pearl Haskew Elementary School	Average Score	76.32%	18.42%	5.26%	0%	100%
		4.71	76.32%	18.42%	5.26%	0%	100%
	Total		76.32%	18.42%	5.26%	0%	100%
27. In our school, related learning support services are provided for all students based on their needs.	Pearl Haskew Elementary School	Average Score	65.79%	31.58%	0%	2.63%	100%
		4.61	65.79%	31.58%	0%	2.63%	100%
	Total		65.79%	31.58%	0%	2.63%	100%
28. In our school, a formal structure exists so that each student is well known by at least one adult advocate in the school who supports that student's educational experience.	Pearl Haskew Elementary School	Average Score	63.16%	34.21%	2.63%	0%	100%
		4.61	63.16%	34.21%	2.63%	0%	100%
	Total		63.16%	34.21%	2.63%	0%	100%
29. In our school, all staff members use student data to address the unique learning needs of all students.	Pearl Haskew Elementary School	Average Score	73.68%	23.68%	2.63%	0%	100%
		4.71	73.68%	23.68%	2.63%	0%	100%
	Total		73.68%	23.68%	2.63%	0%	100%
30. In our school, staff members provide peer coaching to teachers.	Pearl Haskew Elementary School	Average Score	63.16%	26.32%	5.26%	5.26%	100%
		4.47	63.16%	26.32%	5.26%	5.26%	100%
	Total		63.16%	26.32%	5.26%	5.26%	100%



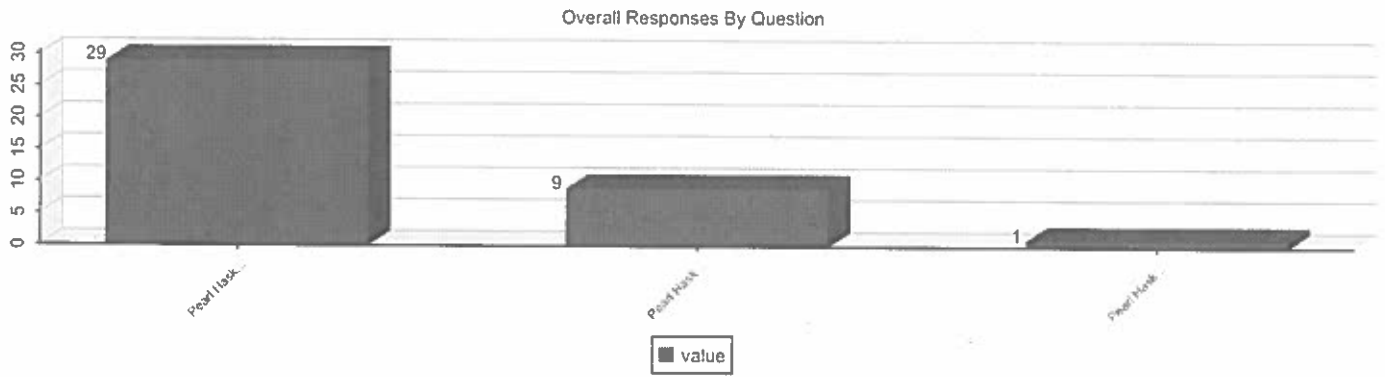
Section: Governance and Leadership

Responses By Question

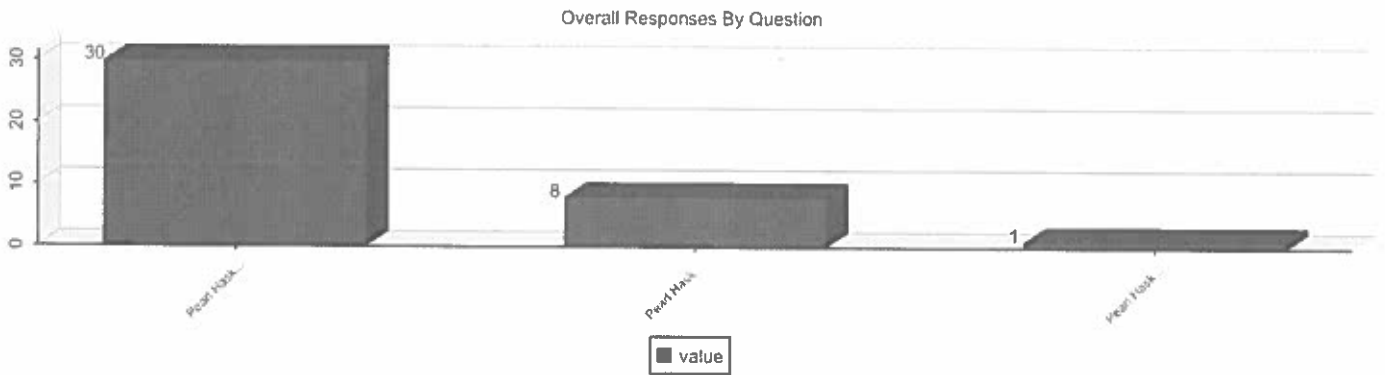
Question 6. Our school's governing body or school board complies with all policies, procedures, laws, and regulations.



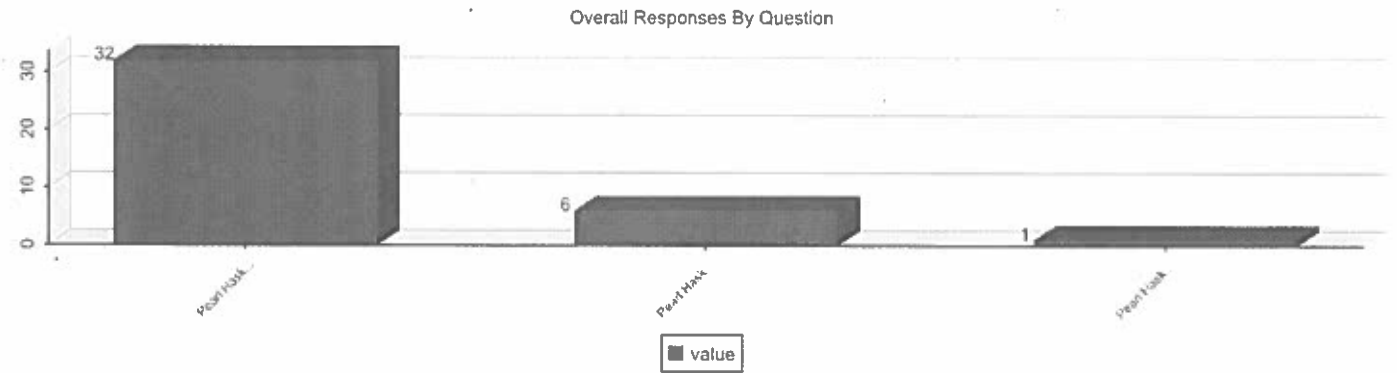
Question 7. Our school's governing body or school board maintains a distinction between its roles and responsibilities and those of school leadership.



Question 8. Our school's leaders support an innovative and collaborative culture.

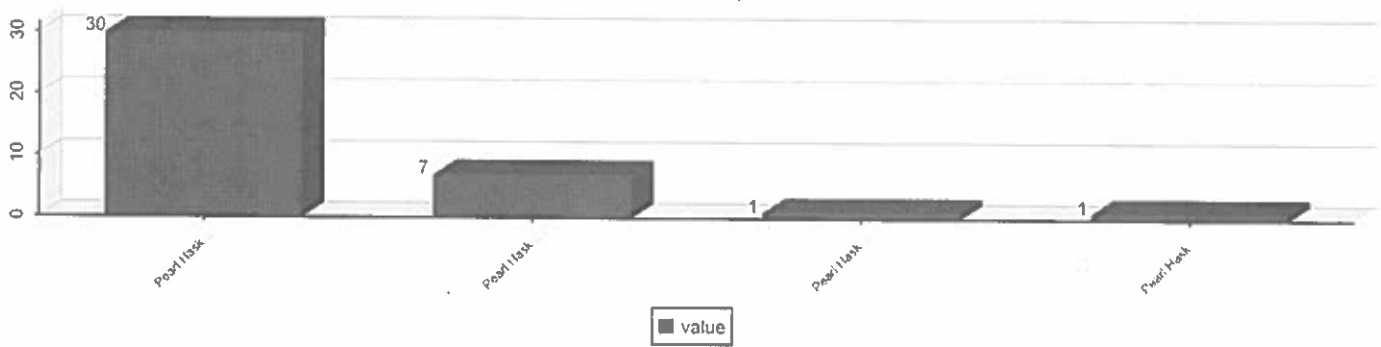


Question 9. Our school's leaders expect staff members to hold all students to high academic standards.



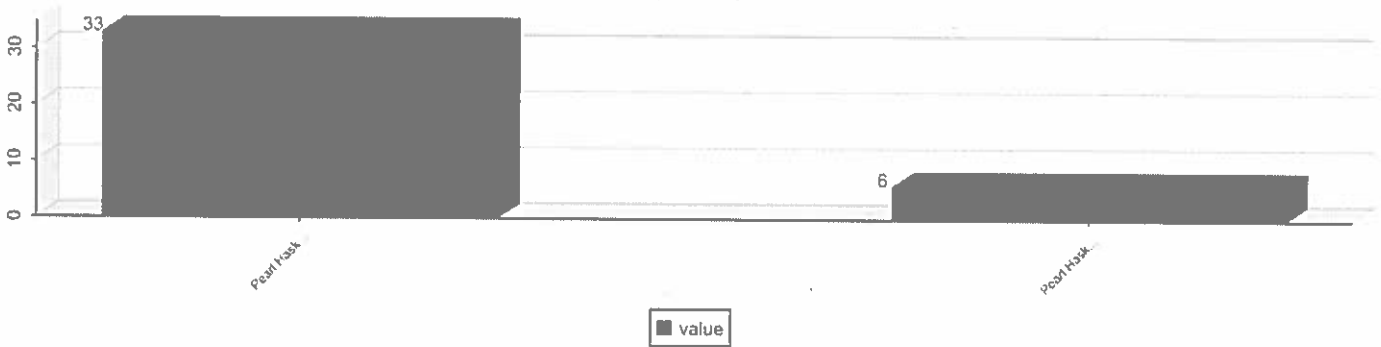
Question 10. Our school's leaders hold themselves accountable for student learning.

Overall Responses By Question

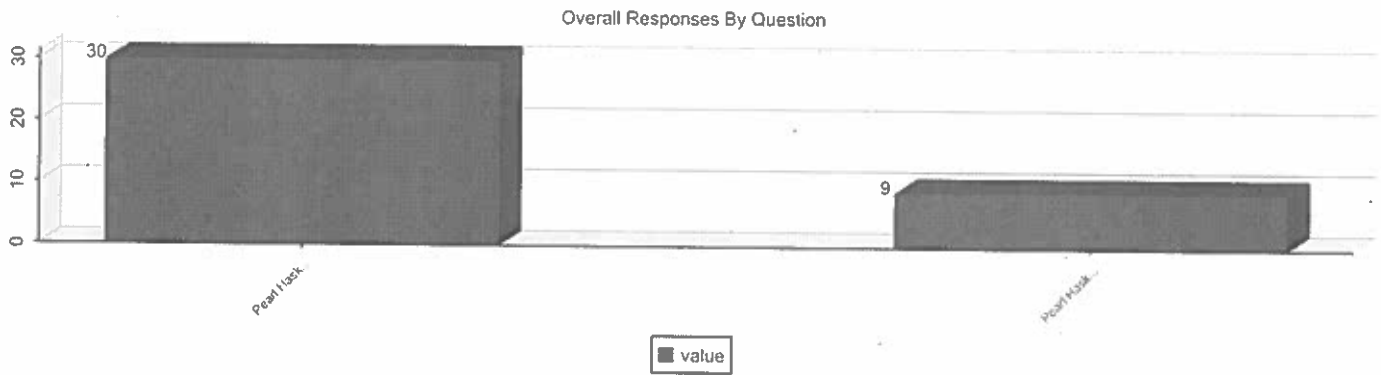


Question 11. Our school's leaders hold all staff members accountable for student learning.

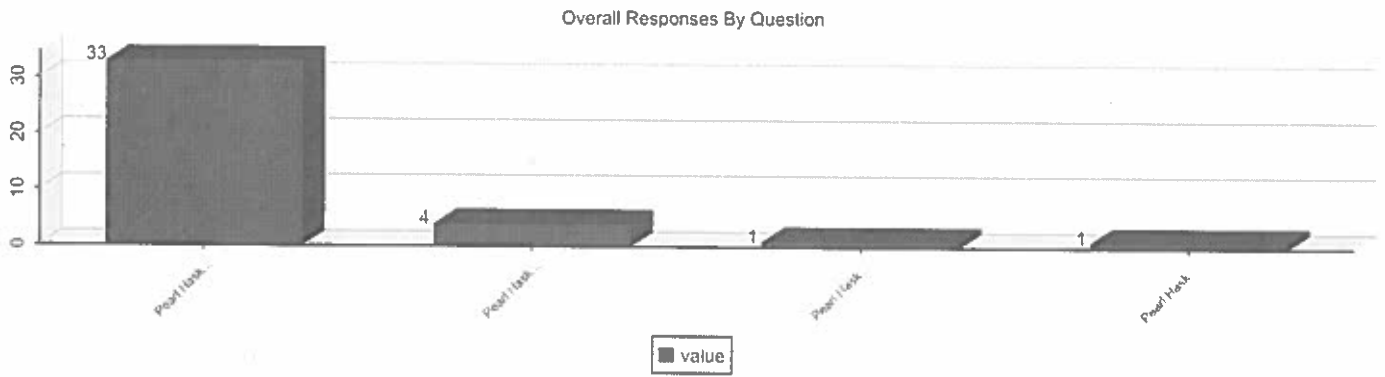
Overall Responses By Question



Question 12. Our school's leaders regularly evaluate staff members on criteria designed to improve teaching and learning.



Question 13. Our school's leaders ensure all staff members use supervisory feedback to improve student learning.



Question 14. Our school's leaders engage effectively with all stakeholders about the school's purpose and direction.

