

School: Whitley Elementary School

Reporting Period: 8/8/2016 - 8/3/2017

Report Options

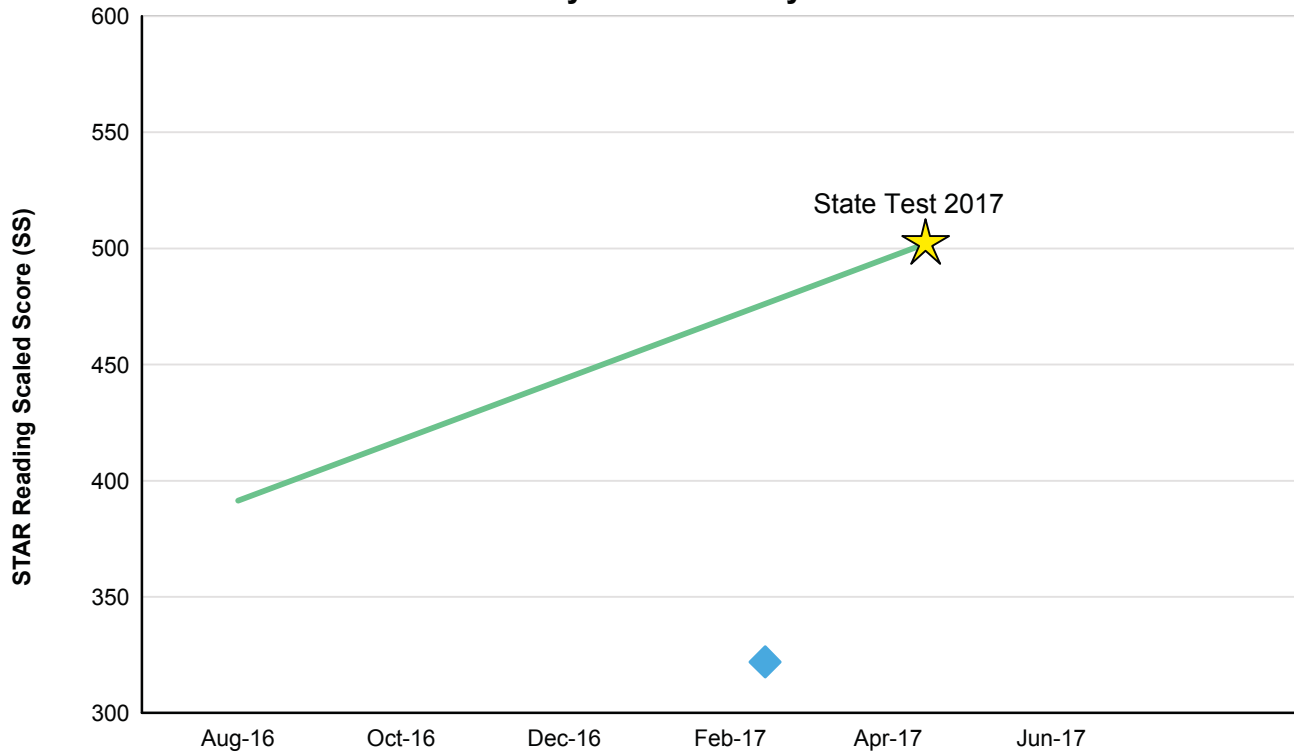
Reporting Parameter Group: All Demographics [Default]

Group By: Grade

Sort By: Scaled Score (Descending)

Grade: 3

Pathway to Proficiency - Grade 3



- ◆ **Average Scaled Scores (SS)** include students who have at least one score in a test period. If a student has more than one score in a test period, the last one is used.
- **Trend line** is statistically calculated after three or more tests to show the direction the scores are moving.
- ★ **State Test 2017** is the STAR Reading score (502 SS) that is approximately equivalent to the proficiency threshold (Ready) on the ACT Aspire given in spring.
- **Pathway to Proficiency** shows typical growth for students who minimally achieve proficiency on the ACT Aspire. An average score below this line indicates there are students who will need to improve at a higher rate than average to reach proficiency by the state test. An average score above this line indicates some, or maybe all students are above the Pathway to Proficiency. Use the tables below to identify students who may benefit from extra help.

School: Whitley Elementary School

Reporting Period: 8/8/2016 - 8/3/2017

Grade: 3

Average Scaled Score Summary

Test Date Range	Avg. Scaled Score	Students Tested	Below Pathway		On Pathway	
			Number	%	Number	%
09/01/2016 - 05/01/2017	322	43	38	88	5	12

Students On Pathway to Proficiency

Student	Class	Teacher	Most Recent Test	Scaled Score
	Robinson - 013	Robinson, D.	02/20/2017	796
	Robinson - 013	Robinson, D.	02/20/2017	571
	Robinson - 013	Robinson, D.	02/20/2017	558
	Hoffman - 002	Hoffman, M.	03/21/2017	516
	Hoffman - 002	Hoffman, M.	01/24/2017	505

Students Below Pathway to Proficiency

Student	Class	Teacher	Most Recent Test	Scaled Score
	Robinson - 013	Robinson, D.	02/20/2017	469
	Hoffman - 002	Hoffman, M.	02/21/2017	453
	Hoffman - 002	Hoffman, M.	02/21/2017	438
	Robinson - 013	Robinson, D.	02/20/2017	432
	Robinson - 013	Robinson, D.	02/20/2017	426
	Hoffman - 002	Hoffman, M.	02/21/2017	406
	Hoffman - 002	Hoffman, M.	02/21/2017	403
	Robinson - 013	Robinson, D.	02/20/2017	401
	Robinson - 013	Robinson, D.	02/20/2017	357
	Robinson - 013	Robinson, D.	02/20/2017	351
	Hoffman - 002	Hoffman, M.	02/21/2017	337
	Hoffman - 002	Hoffman, M.	03/21/2017	337
	Robinson - 013	Robinson, D.	02/20/2017	336
	Robinson - 013	Robinson, D.	02/20/2017	318
	Robinson - 013	Robinson, D.	02/20/2017	312
	Robinson - 013	Robinson, D.	02/20/2017	311
	Robinson - 013	Robinson, D.	02/20/2017	303
	Robinson - 013	Robinson, D.	02/20/2017	300
	Hoffman - 002	Hoffman, M.	02/21/2017	298
	Robinson - 013	Robinson, D.	02/20/2017	292
Hoffman - 002	Hoffman, M.	02/21/2017	290	

School: Whitley Elementary School

Reporting Period: 8/8/2016 - 8/3/2017

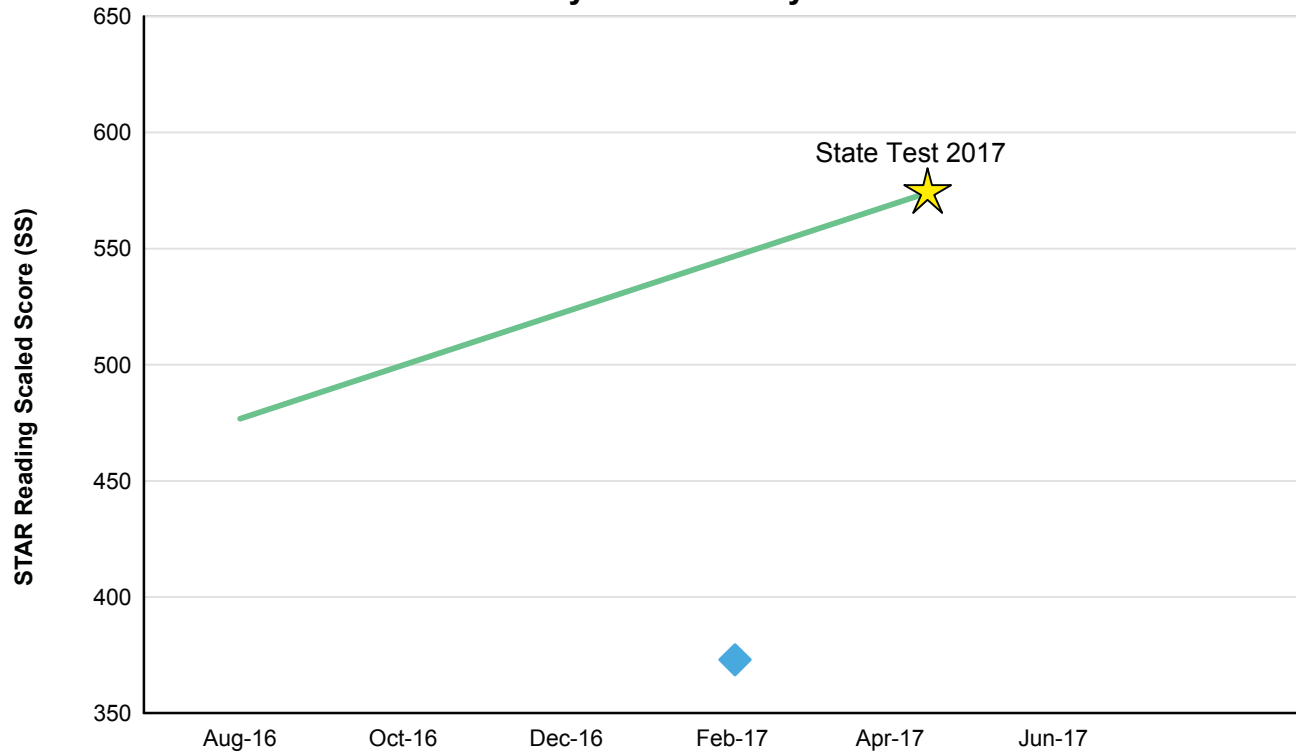
Grade: 3

Students Below Pathway to Proficiency

Student	Class	Teacher	Most Recent Test	Scaled Score
	Hoffman - 002	Hoffman, M.	02/21/2017	265
	Hoffman - 002	Hoffman, M.	02/21/2017	255
	Robinson - 013	Robinson, D.	02/20/2017	249
	Hoffman - 002	Hoffman, M.	02/21/2017	243
	Robinson - 013	Robinson, D.	02/20/2017	242
	Robinson - 013	Robinson, D.	02/20/2017	241
	Hoffman - 002	Hoffman, M.	02/21/2017	230
	Robinson - 013	Robinson, D.	02/20/2017	224
	Hoffman - 002	Hoffman, M.	02/21/2017	209
	Robinson - 013	Robinson, D.	02/20/2017	207
	Hoffman - 002	Hoffman, M.	02/21/2017	206
	Hoffman - 002	Hoffman, M.	02/21/2017	200
	Robinson - 013	Robinson, D.	02/20/2017	173
	Hoffman - 002	Hoffman, M.	02/21/2017	103
	Hoffman - 002	Hoffman, M.	02/21/2017	100
	Hoffman - 002	Hoffman, M.	02/21/2017	96
	Hoffman - 002	Hoffman, M.	02/21/2017	83

Grade: 4

Pathway to Proficiency - Grade 4



- ◆ **Average Scaled Scores (SS)** include students who have at least one score in a test period. If a student has more than one score in a test period, the last one is used.
- **Trend line** is statistically calculated after three or more tests to show the direction the scores are moving.
- ★ **State Test 2017** is the STAR Reading score (574 SS) that is approximately equivalent to the proficiency threshold (Ready) on the ACT Aspire given in spring.
- **Pathway to Proficiency** shows typical growth for students who minimally achieve proficiency on the ACT Aspire. An average score below this line indicates there are students who will need to improve at a higher rate than average to reach proficiency by the state test. An average score above this line indicates some, or maybe all students are above the Pathway to Proficiency. Use the tables below to identify students who may benefit from extra help.

School: Whitley Elementary School

Reporting Period: 8/8/2016 - 8/3/2017

Grade: 4

Average Scaled Score Summary

Test Date Range	Avg. Scaled Score	Students Tested	Below Pathway		On Pathway	
			Number	%	Number	%
09/01/2016 - 05/01/2017	373	45	38	84	7	16

Students On Pathway to Proficiency

Student	Class	Teacher	Most Recent Test	Scaled Score
	Williams - 010	Williams, S.	02/22/2017	774
	Williams - 010	Williams, S.	02/21/2017	745
	Williams - 010	Williams, S.	02/24/2017	708
	Williams - 010	Williams, S.	02/21/2017	671
	Ransom - 019	Ransom, P.	01/25/2017	636
	Williams - 010	Williams, S.	02/21/2017	600
	Williams - 010	Williams, S.	02/21/2017	560

Students Below Pathway to Proficiency

Student	Class	Teacher	Most Recent Test	Scaled Score
	Ransom - 019	Ransom, P.	02/20/2017	545
	Williams - 010	Williams, S.	02/21/2017	535
	Ransom - 019	Ransom, P.	02/20/2017	485
	Ransom - 019	Ransom, P.	02/20/2017	459
	Ransom - 019	Ransom, P.	02/20/2017	456
	Ransom - 019	Ransom, P.	02/20/2017	447
	Ransom - 019	Ransom, P.	02/20/2017	443
	Williams - 010	Williams, S.	02/21/2017	427
	Ransom - 019	Ransom, P.	02/20/2017	425
	Williams - 010	Williams, S.	02/21/2017	425
	Williams - 010	Williams, S.	02/21/2017	422
	Williams - 010	Williams, S.	02/21/2017	417
	Williams - 010	Williams, S.	02/21/2017	407
	Ransom - 019	Ransom, P.	02/20/2017	400
	Williams - 010	Williams, S.	02/21/2017	399
	Ransom - 019	Ransom, P.	02/20/2017	396
	Ransom - 019	Ransom, P.	02/20/2017	391
	Ransom - 019	Ransom, P.	02/20/2017	386
	Williams - 010	Williams, S.	02/21/2017	332
	Williams - 010	Williams, S.	02/21/2017	331

Printed Wednesday, March 22, 2017 11:34:30 AM

School: Whitley Elementary School

Reporting Period: 8/8/2016 - 8/3/2017

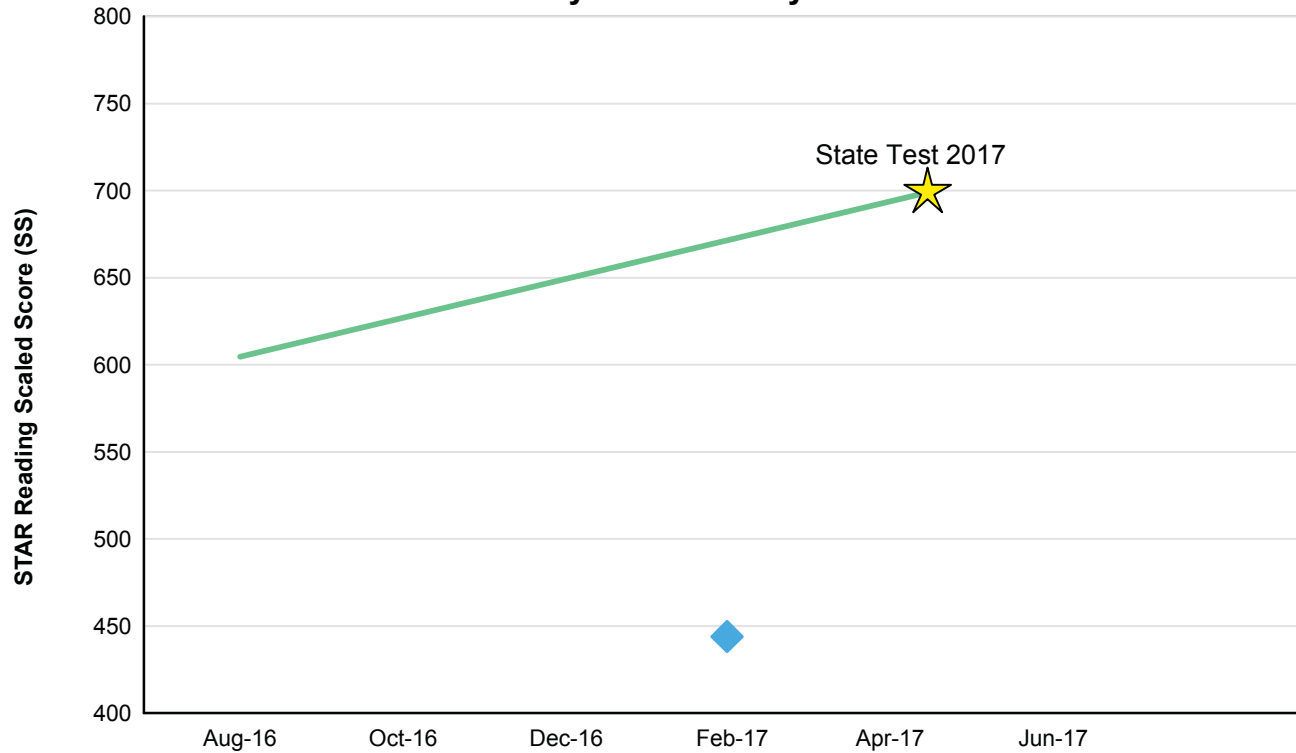
Grade: 4

Students Below Pathway to Proficiency

Student	Class	Teacher	Most Recent Test	Scaled Score
	Ransom - 019	Ransom, P.	02/20/2017	323
	Williams - 010	Williams, S.	02/21/2017	313
	Williams - 010	Williams, S.	02/21/2017	300
	Williams - 010	Williams, S.	02/21/2017	299
	Williams - 010	Williams, S.	02/21/2017	286
	Ransom - 019	Ransom, P.	02/20/2017	279
	Ransom - 019	Ransom, P.	02/20/2017	264
	Ransom - 019	Ransom, P.	02/20/2017	238
	Ransom - 019	Ransom, P.	02/20/2017	235
	Williams - 010	Williams, S.	02/21/2017	181
	Ransom - 019	Ransom, P.	02/20/2017	157
	Williams - 010	Williams, S.	02/21/2017	149
	Ransom - 019	Ransom, P.	02/20/2017	141
	Williams - 010	Williams, S.	02/21/2017	128
	Ransom - 019	Ransom, P.	01/27/2017	81
	Williams - 010	Williams, S.	02/21/2017	70
	Ransom - 019	Ransom, P.	01/27/2017	64
	Ransom - 019	Ransom, P.	01/27/2017	57

Grade: 5

Pathway to Proficiency - Grade 5



- ◆ **Average Scaled Scores (SS)** include students who have at least one score in a test period. If a student has more than one score in a test period, the last one is used.
- **Trend line** is statistically calculated after three or more tests to show the direction the scores are moving.
- ★ **State Test 2017** is the STAR Reading score (699 SS) that is approximately equivalent to the proficiency threshold (Ready) on the ACT Aspire given in spring.
- **Pathway to Proficiency** shows typical growth for students who minimally achieve proficiency on the ACT Aspire. An average score below this line indicates there are students who will need to improve at a higher rate than average to reach proficiency by the state test. An average score above this line indicates some, or maybe all students are above the Pathway to Proficiency. Use the tables below to identify students who may benefit from extra help.

Printed Wednesday, March 22, 2017 11:34:30 AM

School: Whitley Elementary School

Reporting Period: 8/8/2016 - 8/3/2017

Grade: 5

Average Scaled Score Summary

Test Date Range	Avg. Scaled Score	Students Tested	Below Pathway		On Pathway	
			Number	%	Number	%
09/01/2016 - 05/01/2017	444	48	44	92	4	8

Students On Pathway to Proficiency

Student	Class	Teacher	Most Recent Test	Scaled Score
	Streeter - 008	Streeter, A.	02/20/2017	922
	Coleman - 014	Coleman, J.	02/21/2017	860
	Streeter - 008	Streeter, A.	02/20/2017	719
	Streeter - 008	Streeter, A.	02/20/2017	692

Students Below Pathway to Proficiency

Student	Class	Teacher	Most Recent Test	Scaled Score
	Streeter - 008	Streeter, A.	02/20/2017	649
	Coleman - 014	Coleman, J.	02/21/2017	617
	Coleman - 014	Coleman, J.	02/21/2017	582
	Coleman - 014	Coleman, J.	02/21/2017	564
	Coleman - 014	Coleman, J.	02/21/2017	559
	Coleman - 014	Coleman, J.	02/21/2017	545
	Streeter - 008	Streeter, A.	02/20/2017	543
	Streeter - 008	Streeter, A.	02/20/2017	540
	Coleman - 014	Coleman, J.	02/21/2017	532
	Streeter - 008	Streeter, A.	02/20/2017	526
	Coleman - 014	Coleman, J.	02/21/2017	513
	Streeter - 008	Streeter, A.	02/20/2017	505
	Coleman - 014	Coleman, J.	02/21/2017	504
	Coleman - 014	Coleman, J.	02/21/2017	488
	Coleman - 014	Coleman, J.	02/21/2017	484
	Streeter - 008	Streeter, A.	02/20/2017	468
	Coleman - 014	Coleman, J.	02/21/2017	467
	Coleman - 014	Coleman, J.	02/21/2017	465
	Coleman - 014	Coleman, J.	02/21/2017	462
	Coleman - 014	Coleman, J.	02/21/2017	460
	Streeter - 008	Streeter, A.	02/20/2017	459
	Streeter - 008	Streeter, A.	02/20/2017	453
	Streeter - 008	Streeter, A.	02/20/2017	437

Grade: 5

Students Below Pathway to Proficiency

Student	Class	Teacher	Most Recent Test	Scaled Score
	Streeter - 008	Streeter, A.	02/20/2017	423
	Coleman - 014	Coleman, J.	01/23/2017	417
	Streeter - 008	Streeter, A.	01/26/2017	406
	Streeter - 008	Streeter, A.	02/20/2017	398
	Streeter - 008	Streeter, A.	02/20/2017	391
	Coleman - 014	Coleman, J.	02/21/2017	391
	Coleman - 014	Coleman, J.	02/21/2017	389
	Coleman - 014	Coleman, J.	02/21/2017	376
	Coleman - 014	Coleman, J.	02/21/2017	349
	Coleman - 014	Coleman, J.	02/21/2017	346
	Streeter - 008	Streeter, A.	02/20/2017	345
	Streeter - 008	Streeter, A.	02/20/2017	318
	Streeter - 008	Streeter, A.	02/20/2017	300
	Streeter - 008	Streeter, A.	02/20/2017	276
	Streeter - 008	Streeter, A.	02/20/2017	266
	Coleman - 014	Coleman, J.	02/21/2017	231
	Streeter - 008	Streeter, A.	02/20/2017	222
	Coleman - 014	Coleman, J.	02/21/2017	176
	Coleman - 014	Coleman, J.	02/21/2017	130
	Coleman - 014	Coleman, J.	02/21/2017	98
	Streeter - 008	Streeter, A.	01/26/2017	71