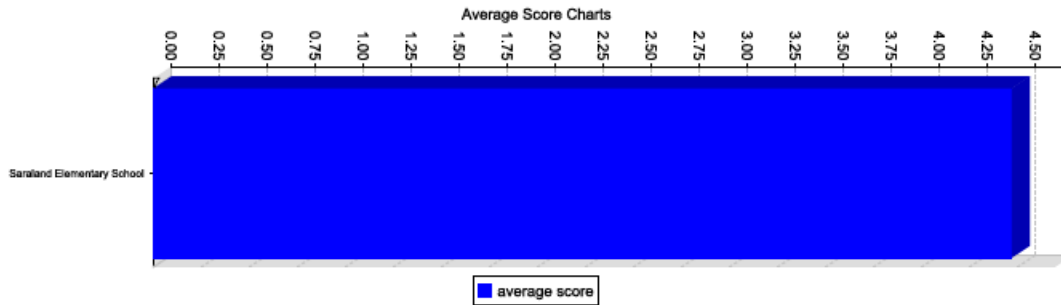


Parent Survey December 2016

STANDARD 5: Using Results for Continuous Improvement

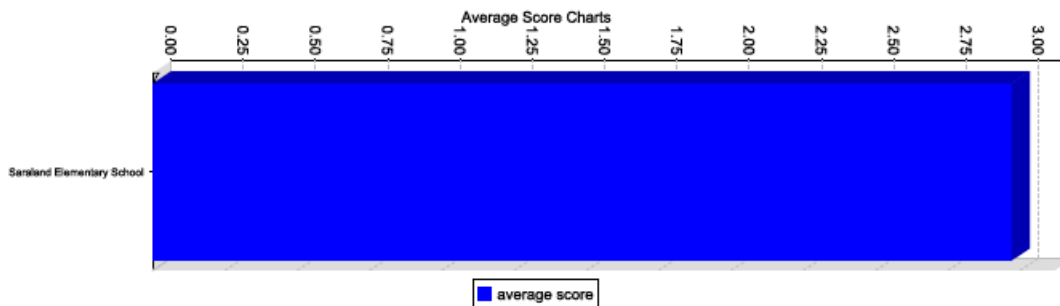


5.5 Indicator

Standard 5 states the school implements a comprehensive assessment system that generates a range of data about student learning and school effectiveness and uses the results to guide continuous improvement. For indicator 5.5, the leadership at SES monitors and communicates comprehensive information about student learning, conditions that support student learning, and the achievement of school improvement goals to stakeholders. According to the survey results, the average score for this indicator was 4.42 in May 2016 and increased to an average score of 4.47 in December 2016. Therefore, parents believe the school has achieved this indicator.

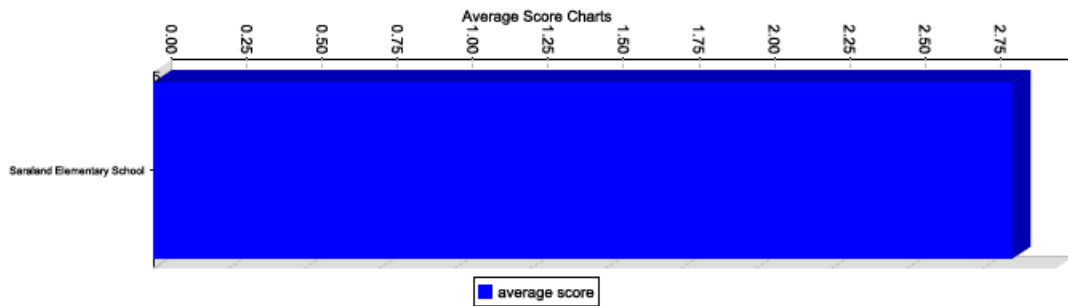
Early Elementary Student Survey K-2 December 2016

STANDARD 5: Using Results for Continuous Improvement



Elementary Student Survey 3-4 December 2016

STANDARD 5: Using Results for Continuous Improvement

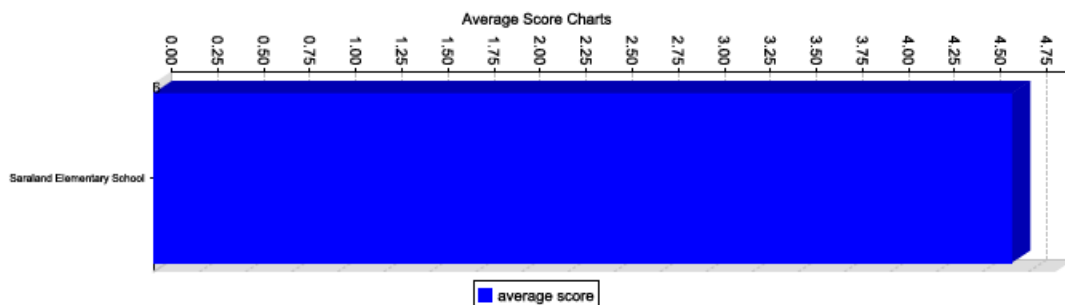


5.5 Indicator

Standard 5 states the school implements a comprehensive assessment system that generates a range of data about student learning and school effectiveness and uses the results to guide continuous improvement. For indicator 5.5, the leadership at SES monitors and communicates comprehensive information about student learning, conditions that support student learning, and the achievement of school improvement goals to stakeholders. According to the early elementary student survey (K-2) results, the average score for this indicator was 2.92 in May 2016 and increased to an average score of 2.97 in December 2016. According to the elementary student survey (3-4) results, the average score for this indicator was 2.83 in May 2016 and increased to an average score of 2.92 in December 2016. Therefore, students believe the school has achieved this indicator.

Staff Survey May 2016

STANDARD 5: Using Results for Continuous Improvement



5.5 Indicator

Standard 5 states the school implements a comprehensive assessment system that generates a range of data about student learning and school effectiveness and uses the results to guide continuous improvement. For indicator 5.5, the leadership at SES monitors and communicates comprehensive information about student learning, conditions that support student learning, and the achievement of school improvement goals to stakeholders. According to the survey results,

the average score for this indicator was 4.73 in May 2016 and increased to an average score of 4.77 in December 2016. Therefore, staff members believe the school has achieved this indicator.