

Survey Response Counts

Section: Purpose and Direction

Question / Institution			Strongly Agree	Agree	Neutral	Disagree	Strongly Disagree	Not Applicable	Total	
			%	%	%	%	%	%	%	
1. Our school's purpose statement is clearly focused on student success.	Saraland Elementary School	Average Score	65.24%	30.49%	3.66%	0.41%	0%	0.2%	100%	
		4.6	65.24%	30.49%	3.66%	0.41%	0%	0.2%	100%	
	Total			65.24%	30.49%	3.66%	0.41%	0%	0.2%	100%
2. Our school's purpose statement is formally reviewed and revised with involvement from parents.	Saraland Elementary School	Average Score	55.08%	31.3%	10.98%	1.42%	0.61%	0.61%	100%	
		4.37	55.08%	31.3%	10.98%	1.42%	0.61%	0.61%	100%	
	Total			55.08%	31.3%	10.98%	1.42%	0.61%	0.61%	100%
3. Our school has established goals and a plan for improving student learning.	Saraland Elementary School	Average Score	63.62%	31.1%	4.67%	0.2%	0.41%	0%	100%	
		4.57	63.62%	31.1%	4.67%	0.2%	0.41%	0%	100%	
	Total			63.62%	31.1%	4.67%	0.2%	0.41%	0%	100%
Total				61.31%	30.96%	6.44%	0.68%	0.34%	0.27%	100%

Section: Governance and Leadership

Question / Institution			Strongly Agree	Agree	Neutral	Disagree	Strongly Disagree	Not Applicable	Total
			%	%	%	%	%	%	%
4. Our school's governing body operates responsibly and functions effectively.	Saraland Elementary School	Average Score	59.51%	32.11%	7.16%	0.82%	0%	0.41%	100%
		4.49	59.51%	32.11%	7.16%	0.82%	0%	0.41%	100%
	Total			59.51%	32.11%	7.16%	0.82%	0%	0.41%
5. Our school's governing body does not interfere with the operation or leadership of our school.	Saraland Elementary School	Average Score	50.72%	31.7%	13.09%	2.04%	0.2%	2.25%	100%
		4.24	50.72%	31.7%	13.09%	2.04%	0.2%	2.25%	100%
	Total			50.72%	31.7%	13.09%	2.04%	0.2%	2.25%

Question / Institution			Strongly Agree	Agree	Neutral	Disagree	Strongly Disagree	Not Applicable	Total
			%	%	%	%	%	%	%
6. Our school has high expectations for students in all classes.	Saraland Elementary School	Average Score	67.89%	28.02%	3.48%	0.2%	0.41%	0%	100%
		4.63	67.89%	28.02%	3.48%	0.2%	0.41%	0%	100%
	Total			67.89%	28.02%	3.48%	0.2%	0.41%	0%
7. Our school shares responsibility for student learning with its stakeholders.	Saraland Elementary School	Average Score	55.62%	31.08%	11.04%	1.23%	0.2%	0.82%	100%
		4.38	55.62%	31.08%	11.04%	1.23%	0.2%	0.82%	100%
	Total			55.62%	31.08%	11.04%	1.23%	0.2%	0.82%
8. Our school communicates effectively about the school's goals and activities.	Saraland Elementary School	Average Score	61.35%	31.7%	3.68%	2.25%	0.82%	0.2%	100%
		4.5	61.35%	31.7%	3.68%	2.25%	0.82%	0.2%	100%
	Total			61.35%	31.7%	3.68%	2.25%	0.82%	0.2%
9. Our school provides opportunities for stakeholders to be involved in the school.	Saraland Elementary School	Average Score	55.21%	32.11%	9.82%	1.64%	0.41%	0.82%	100%
		4.38	55.21%	32.11%	9.82%	1.64%	0.41%	0.82%	100%
	Total			55.21%	32.11%	9.82%	1.64%	0.41%	0.82%
Total			58.38%	31.12%	8.04%	1.36%	0.34%	0.75%	100%

Section: Teaching and Assessing for Learning

Question / Institution			Strongly Agree	Agree	Neutral	Disagree	Strongly Disagree	Not Applicable	Total
			%	%	%	%	%	%	%
10. All of my child's teachers provide an equitable curriculum that meets his/her learning needs.	Saraland Elementary School	Average Score	60.46%	28.99%	7.04%	2.69%	0.83%	0%	100%
		4.46	60.46%	28.99%	7.04%	2.69%	0.83%	0%	100%
	Total			60.46%	28.99%	7.04%	2.69%	0.83%	0%
11. All of my child's teachers give work that challenges my child.	Saraland Elementary School	Average Score	59.01%	33.33%	6%	1.66%	0%	0%	100%
		4.5	59.01%	33.33%	6%	1.66%	0%	0%	100%
	Total			59.01%	33.33%	6%	1.66%	0%	0%
12. All of my child's teachers use a variety of teaching strategies and learning activities.	Saraland Elementary School	Average Score	61.7%	30.02%	6.42%	1.04%	0.83%	0%	100%
		4.51	61.7%	30.02%	6.42%	1.04%	0.83%	0%	100%
	Total			61.7%	30.02%	6.42%	1.04%	0.83%	0%

Question / Institution			Strongly Agree	Agree	Neutral	Disagree	Strongly Disagree	Not Applicable	Total
			%	%	%	%	%	%	%
13. All of my child's teachers meet his/her learning needs by individualizing instruction.	Saraland Elementary School	Average Score	56.52%	30.85%	8.49%	2.48%	1.66%	0%	100%
		4.38	56.52%	30.85%	8.49%	2.48%	1.66%	0%	100%
	Total			56.52%	30.85%	8.49%	2.48%	1.66%	0%
14. All of my child's teachers work as a team to help my child learn.	Saraland Elementary School	Average Score	58.39%	30.02%	6.83%	2.48%	0.83%	1.45%	100%
		4.38	58.39%	30.02%	6.83%	2.48%	0.83%	1.45%	100%
	Total			58.39%	30.02%	6.83%	2.48%	0.83%	1.45%
15. All of my child's teachers help me to understand my child's progress.	Saraland Elementary School	Average Score	58.18%	30.43%	7.66%	2.07%	1.66%	0%	100%
		4.41	58.18%	30.43%	7.66%	2.07%	1.66%	0%	100%
	Total			58.18%	30.43%	7.66%	2.07%	1.66%	0%
16. All of my child's teachers keep me informed regularly of how my child is being graded.	Saraland Elementary School	Average Score	57.14%	28.99%	7.87%	2.9%	3.11%	0%	100%
		4.34	57.14%	28.99%	7.87%	2.9%	3.11%	0%	100%
	Total			57.14%	28.99%	7.87%	2.9%	3.11%	0%
17. All of my child's teachers report on my child's progress in easy to understand language.	Saraland Elementary School	Average Score	63.15%	29.81%	4.35%	1.45%	1.24%	0%	100%
		4.52	63.15%	29.81%	4.35%	1.45%	1.24%	0%	100%
	Total			63.15%	29.81%	4.35%	1.45%	1.24%	0%
18. My child sees a relationship between what is being taught and his/her everyday life.	Saraland Elementary School	Average Score	54.45%	35.61%	7.87%	1.86%	0.21%	0%	100%
		4.42	54.45%	35.61%	7.87%	1.86%	0.21%	0%	100%
	Total			54.45%	35.61%	7.87%	1.86%	0.21%	0%
19. My child knows the expectations for learning in all classes.	Saraland Elementary School	Average Score	58.8%	35.4%	4.35%	0.83%	0.62%	0%	100%
		4.51	58.8%	35.4%	4.35%	0.83%	0.62%	0%	100%
	Total			58.8%	35.4%	4.35%	0.83%	0.62%	0%
20. My child has at least one adult advocate in the school.	Saraland Elementary School	Average Score	55.28%	33.54%	7.66%	1.24%	0.83%	1.45%	100%
		4.37	55.28%	33.54%	7.66%	1.24%	0.83%	1.45%	100%
	Total			55.28%	33.54%	7.66%	1.24%	0.83%	1.45%
21. My child is given multiple assessments to measure his/her understanding of what was taught.	Saraland Elementary School	Average Score	55.28%	35.82%	5.8%	2.07%	0.83%	0.21%	100%
		4.42	55.28%	35.82%	5.8%	2.07%	0.83%	0.21%	100%
	Total			55.28%	35.82%	5.8%	2.07%	0.83%	0.21%

Question / Institution			Strongly Agree	Agree	Neutral	Disagree	Strongly Disagree	Not Applicable	Total
			%	%	%	%	%	%	%
22. My child has up-to-date computers and other technology to learn.	Saraland Elementary School	Average Score	62.53%	30.85%	4.76%	1.24%	0%	0.62%	100%
		4.53	62.53%	30.85%	4.76%	1.24%	0%	0.62%	100%
	Total			62.53%	30.85%	4.76%	1.24%	0%	0.62%
23. My child has access to support services based on his/her identified needs.	Saraland Elementary School	Average Score	57.35%	30.85%	8.9%	1.66%	0.21%	1.04%	100%
		4.4	57.35%	30.85%	8.9%	1.66%	0.21%	1.04%	100%
	Total			57.35%	30.85%	8.9%	1.66%	0.21%	1.04%
Total			58.44%	31.75%	6.71%	1.83%	0.92%	0.34%	100%

Section: Resources and Support Systems

Question / Institution			Strongly Agree	Agree	Neutral	Disagree	Strongly Disagree	Not Applicable	Total
			%	%	%	%	%	%	%
24. Our school provides qualified staff members to support student learning.	Saraland Elementary School	Average Score	64.24%	30.98%	3.74%	0.62%	0.42%	0%	100%
		4.58	64.24%	30.98%	3.74%	0.62%	0.42%	0%	100%
	Total			64.24%	30.98%	3.74%	0.62%	0.42%	0%
25. Our school provides an adequate supply of learning resources that are current and in good condition.	Saraland Elementary School	Average Score	65.07%	30.77%	3.74%	0.21%	0%	0.21%	100%
		4.6	65.07%	30.77%	3.74%	0.21%	0%	0.21%	100%
	Total			65.07%	30.77%	3.74%	0.21%	0%	0.21%
26. Our school provides a safe learning environment.	Saraland Elementary School	Average Score	69.65%	28.07%	2.08%	0.21%	0%	0%	100%
		4.67	69.65%	28.07%	2.08%	0.21%	0%	0%	100%
	Total			69.65%	28.07%	2.08%	0.21%	0%	0%
27. Our school provides students with access to a variety of information resources to support their learning.	Saraland Elementary School	Average Score	64.24%	30.56%	4.16%	0.83%	0.21%	0%	100%
		4.58	64.24%	30.56%	4.16%	0.83%	0.21%	0%	100%
	Total			64.24%	30.56%	4.16%	0.83%	0.21%	0%

Question / Institution			Strongly Agree	Agree	Neutral	Disagree	Strongly Disagree	Not Applicable	Total
			%	%	%	%	%	%	%
28. Our school provides excellent support services (e.g., counseling, and/or career planning).	Saraland Elementary School	Average Score	59.67%	28.69%	9.36%	0.62%	0%	1.66%	100%
		4.42	59.67%	28.69%	9.36%	0.62%	0%	1.66%	100%
	Total			59.67%	28.69%	9.36%	0.62%	0%	1.66%
29. Our school provides opportunities for students to participate in activities that interest them.	Saraland Elementary School	Average Score	60.5%	30.15%	7.48%	1.46%	0.21%	0.21%	100%
		4.49	60.5%	30.15%	7.48%	1.46%	0.21%	0.21%	100%
	Total			60.5%	30.15%	7.48%	1.46%	0.21%	0.21%
30. Our school ensures that the facilities support student learning.	Saraland Elementary School	Average Score	62.99%	32.85%	3.95%	0%	0.21%	0%	100%
		4.58	62.99%	32.85%	3.95%	0%	0.21%	0%	100%
	Total			62.99%	32.85%	3.95%	0%	0.21%	0%
31. Our school ensures the effective use of financial resources.	Saraland Elementary School	Average Score	54.68%	31.19%	11.64%	0.42%	0.62%	1.46%	100%
		4.35	54.68%	31.19%	11.64%	0.42%	0.62%	1.46%	100%
	Total			54.68%	31.19%	11.64%	0.42%	0.62%	1.46%
32. Our school ensures that instructional time is protected and interruptions are minimized.	Saraland Elementary School	Average Score	58%	35.76%	5.2%	0.62%	0%	0.42%	100%
		4.5	58%	35.76%	5.2%	0.62%	0%	0.42%	100%
	Total			58%	35.76%	5.2%	0.62%	0%	0.42%
Total			62.12%	31%	5.71%	0.55%	0.18%	0.44%	100%

Section: Using Results for Continuous Improvement

Question / Institution			Strongly Agree	Agree	Neutral	Disagree	Strongly Disagree	Not Applicable	Total
			%	%	%	%	%	%	%
33. Our school ensures that all staff members monitor and report the achievement of school goals.	Saraland Elementary School	Average Score	57.5%	33.54%	7.71%	0.83%	0%	0.42%	100%
		4.46	57.5%	33.54%	7.71%	0.83%	0%	0.42%	100%
	Total			57.5%	33.54%	7.71%	0.83%	0%	0.42%

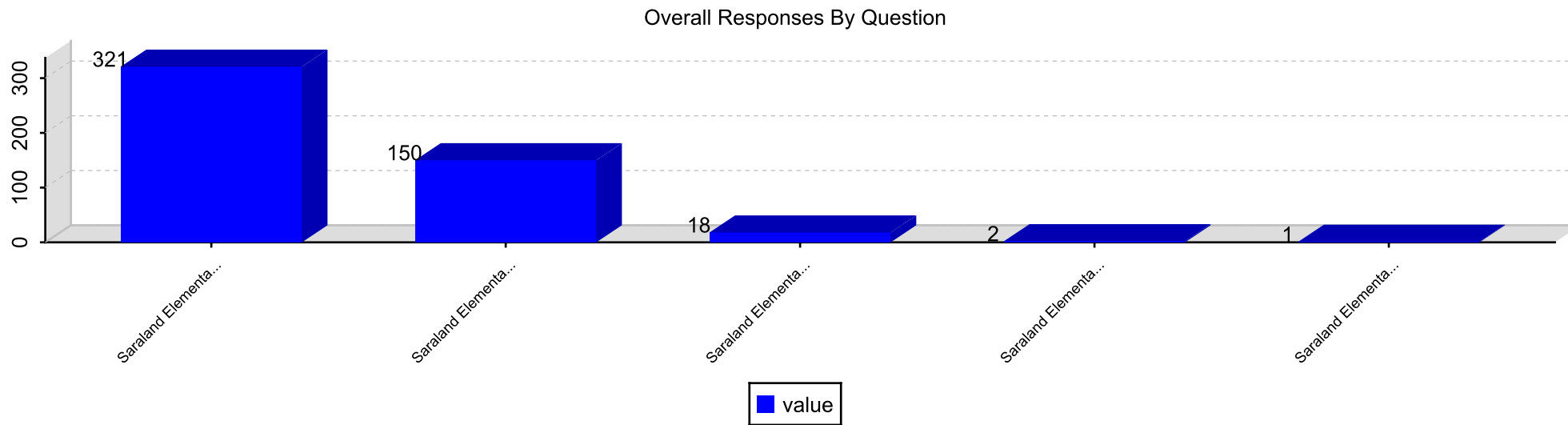
Question / Institution			Strongly Agree	Agree	Neutral	Disagree	Strongly Disagree	Not Applicable	Total
			%	%	%	%	%	%	%
34. My child is prepared for success in the next school year.	Saraland Elementary School	Average Score	58.12%	32.29%	7.92%	1.04%	0.42%	0.21%	100%
		4.46	58.12%	32.29%	7.92%	1.04%	0.42%	0.21%	100%
	Total			58.12%	32.29%	7.92%	1.04%	0.42%	0.21%
35. My child has administrators and teachers that monitor and inform me of his/her learning progress.	Saraland Elementary School	Average Score	59.79%	31.25%	5.83%	2.29%	0.83%	0%	100%
		4.47	59.79%	31.25%	5.83%	2.29%	0.83%	0%	100%
	Total			59.79%	31.25%	5.83%	2.29%	0.83%	0%
Total			58.47%	32.36%	7.15%	1.39%	0.42%	0.21%	100%

Responses By Section and Question

Section: Purpose and Direction

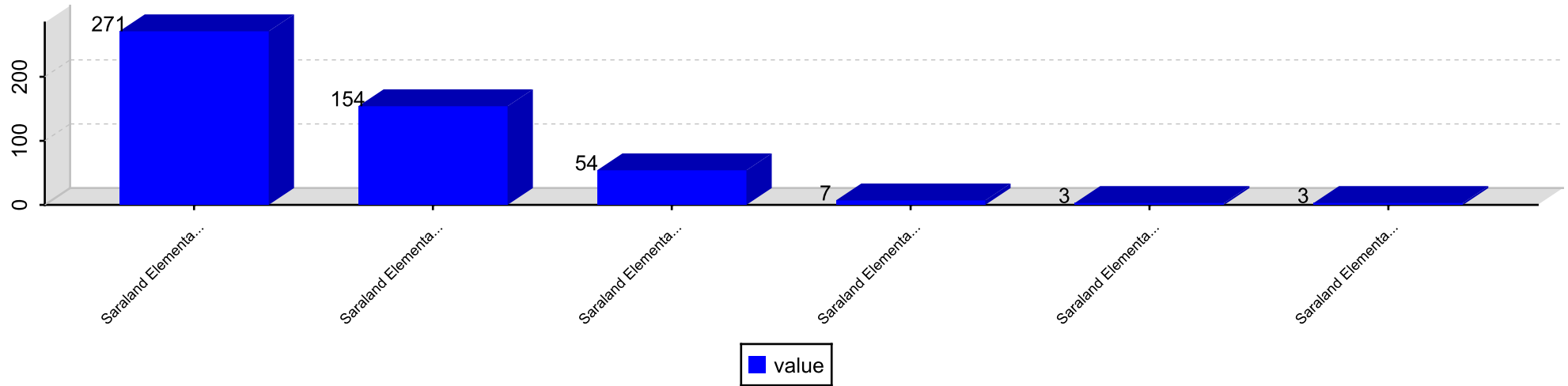
Responses By Question

Question 1. Our school's purpose statement is clearly focused on student success.



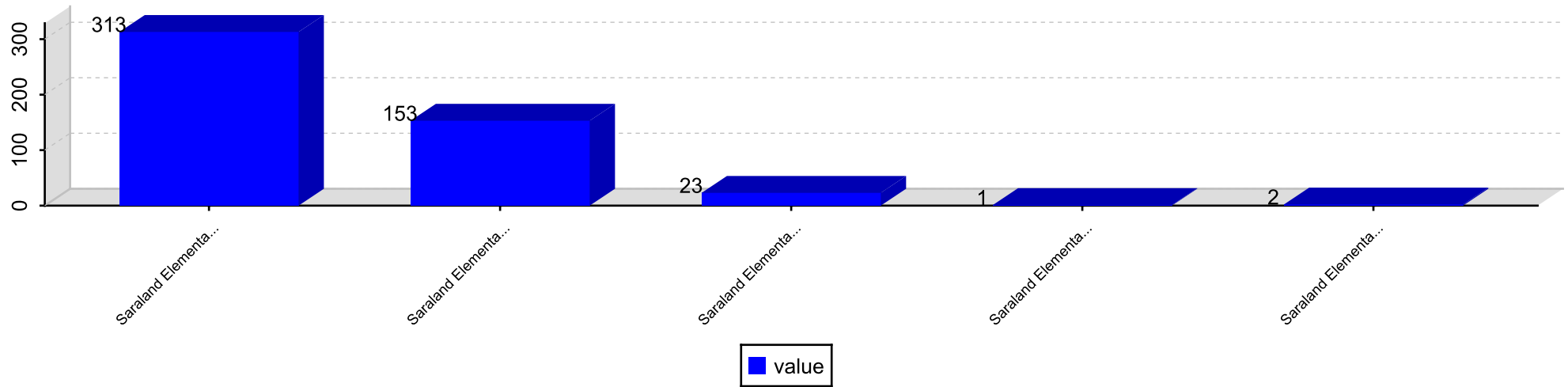
Question 2. Our school's purpose statement is formally reviewed and revised with involvement from parents.

Overall Responses By Question



Question 3. Our school has established goals and a plan for improving student learning.

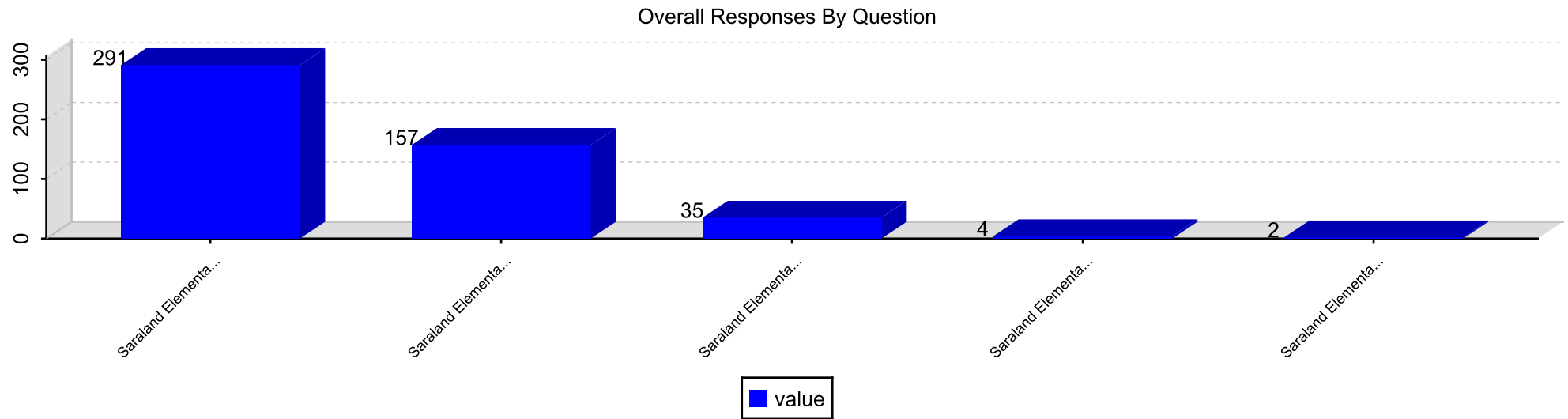
Overall Responses By Question



Section: Governance and Leadership

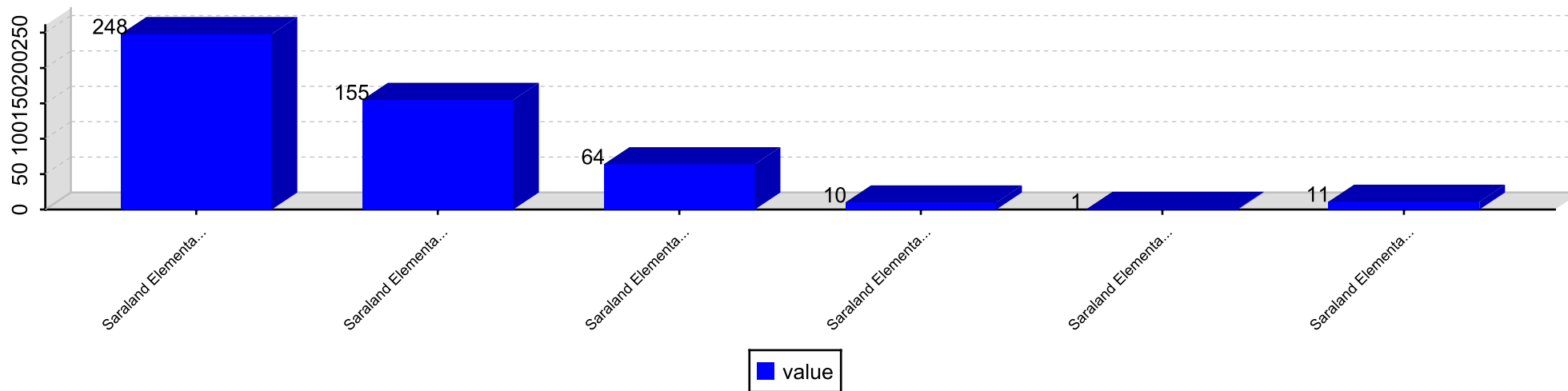
Responses By Question

Question 4. Our school's governing body operates responsibly and functions effectively.



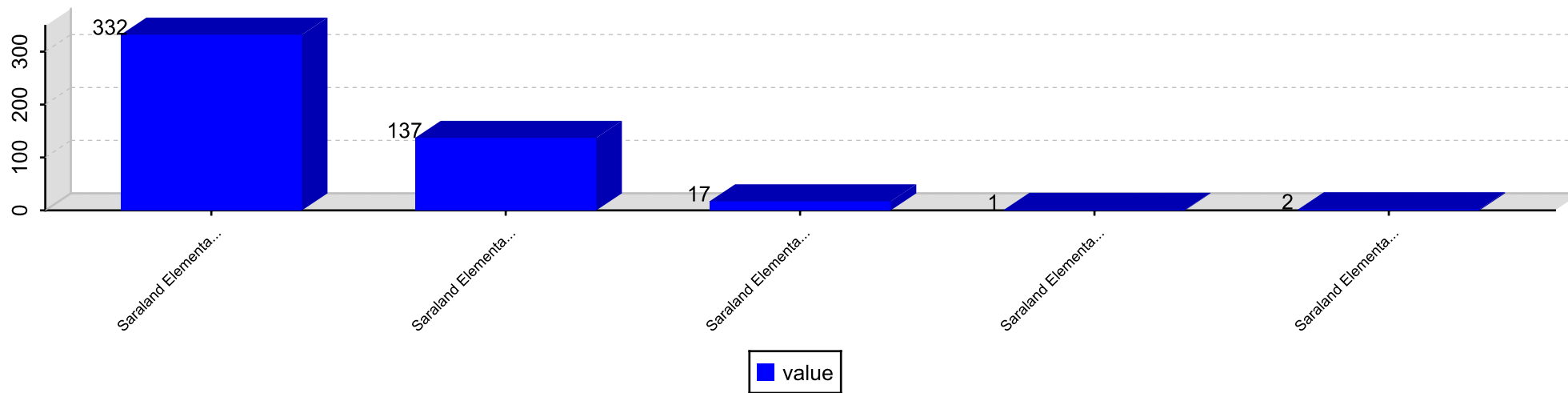
Question 5. Our school's governing body does not interfere with the operation or leadership of our school.

Overall Responses By Question

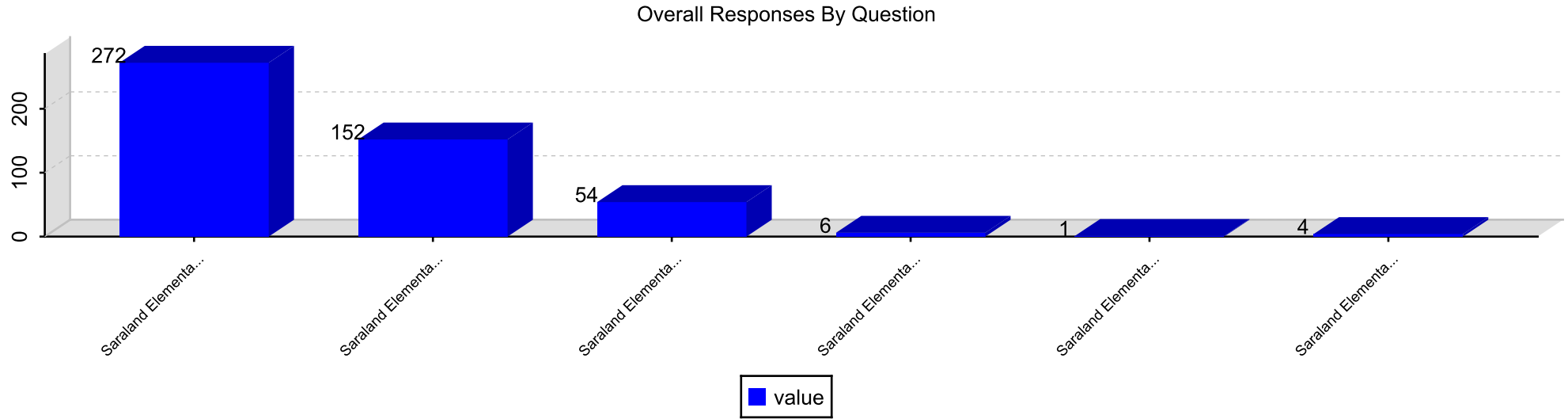


Question 6. Our school has high expectations for students in all classes.

Overall Responses By Question

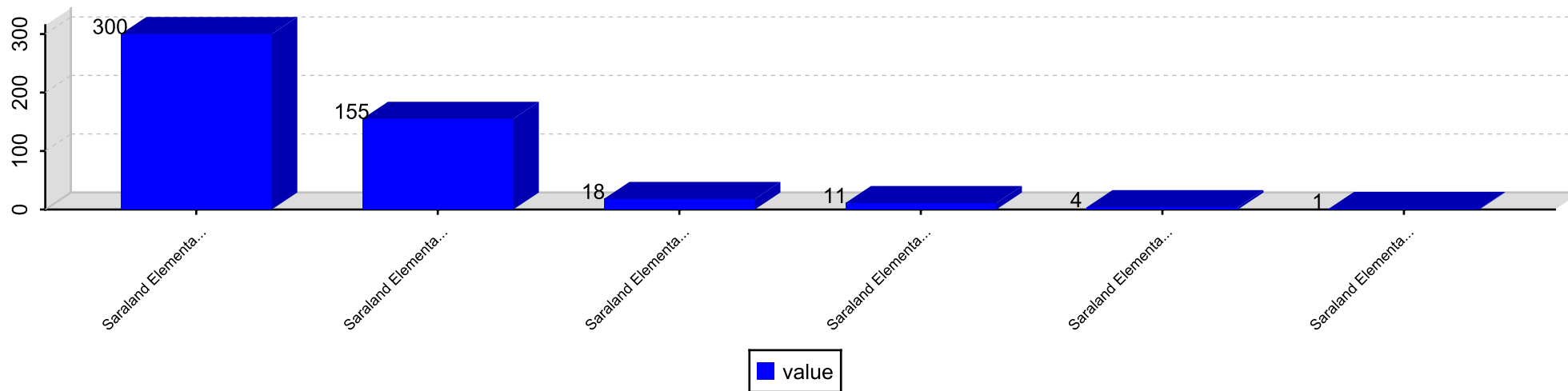


Question 7. Our school shares responsibility for student learning with its stakeholders.



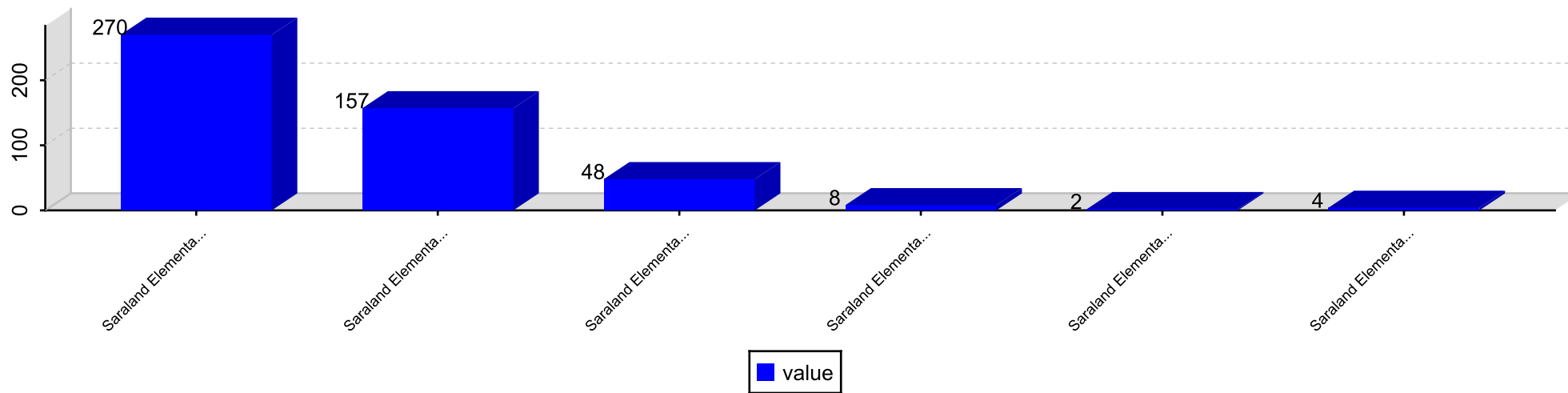
Question 8. Our school communicates effectively about the school's goals and activities.

Overall Responses By Question



Question 9. Our school provides opportunities for stakeholders to be involved in the school.

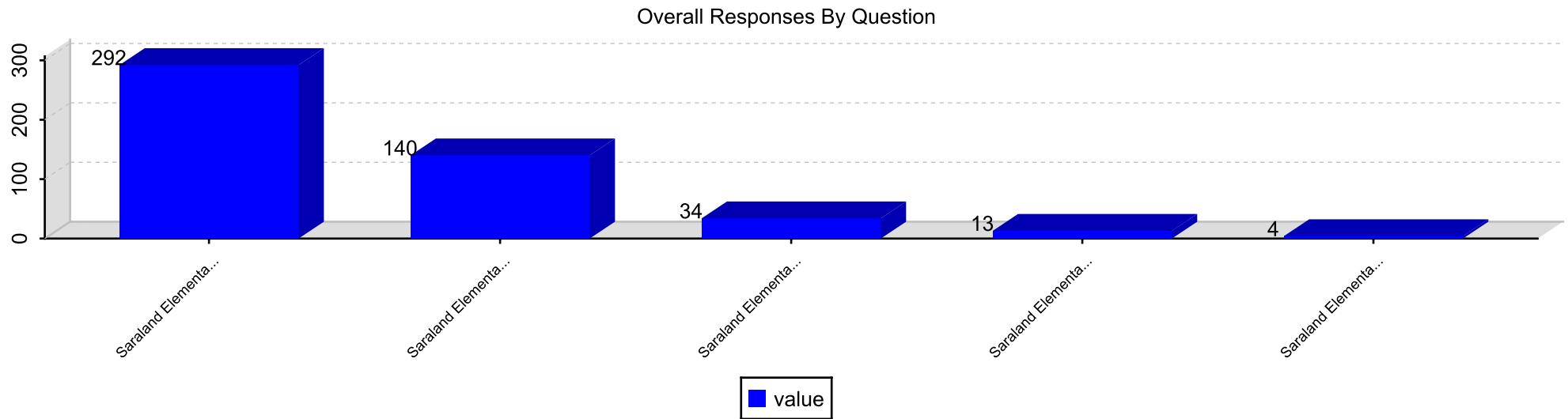
Overall Responses By Question



Section: Teaching and Assessing for Learning

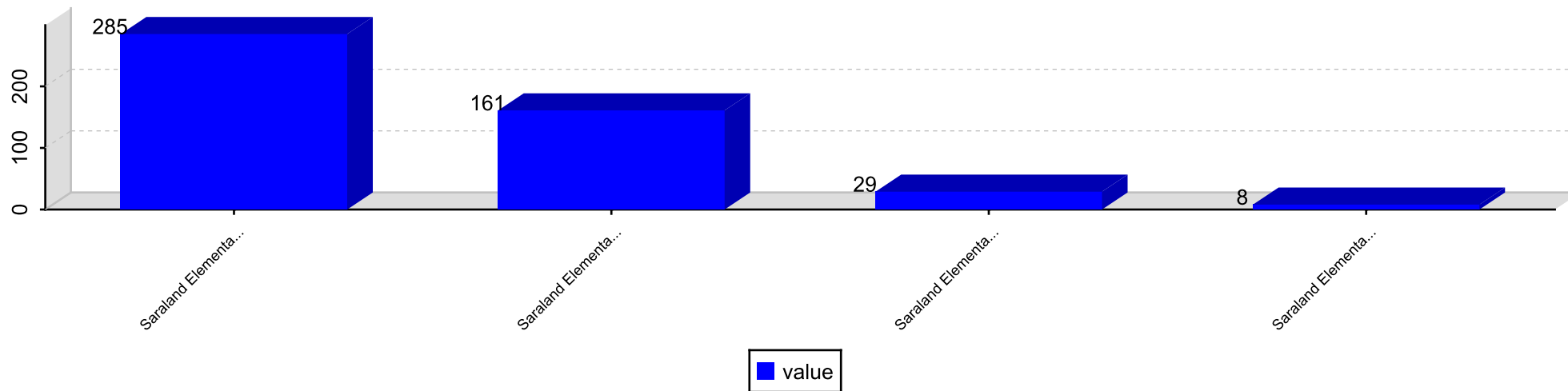
Responses By Question

Question 10. All of my child's teachers provide an equitable curriculum that meets his/her learning needs.



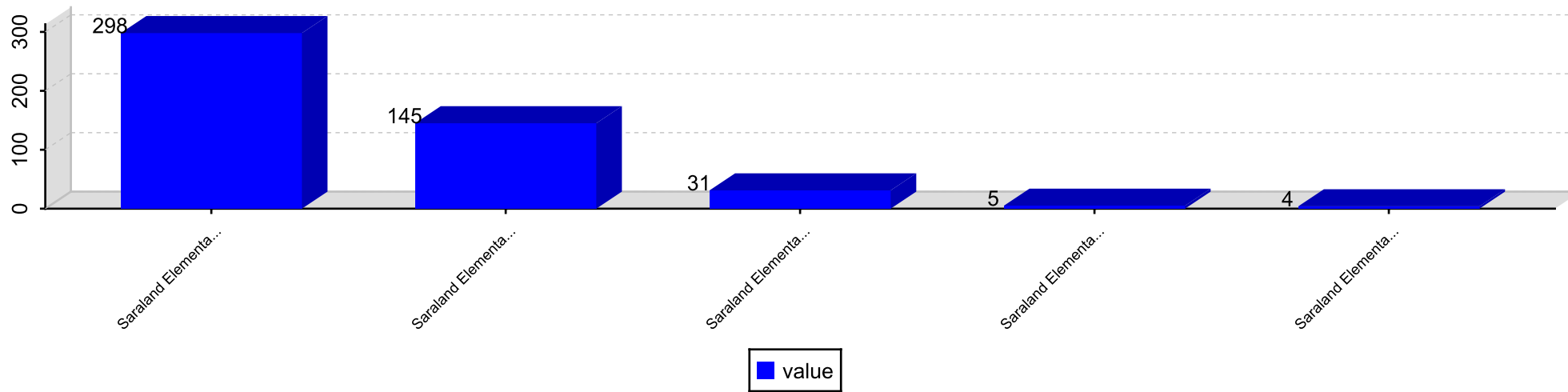
Question 11. All of my child's teachers give work that challenges my child.

Overall Responses By Question

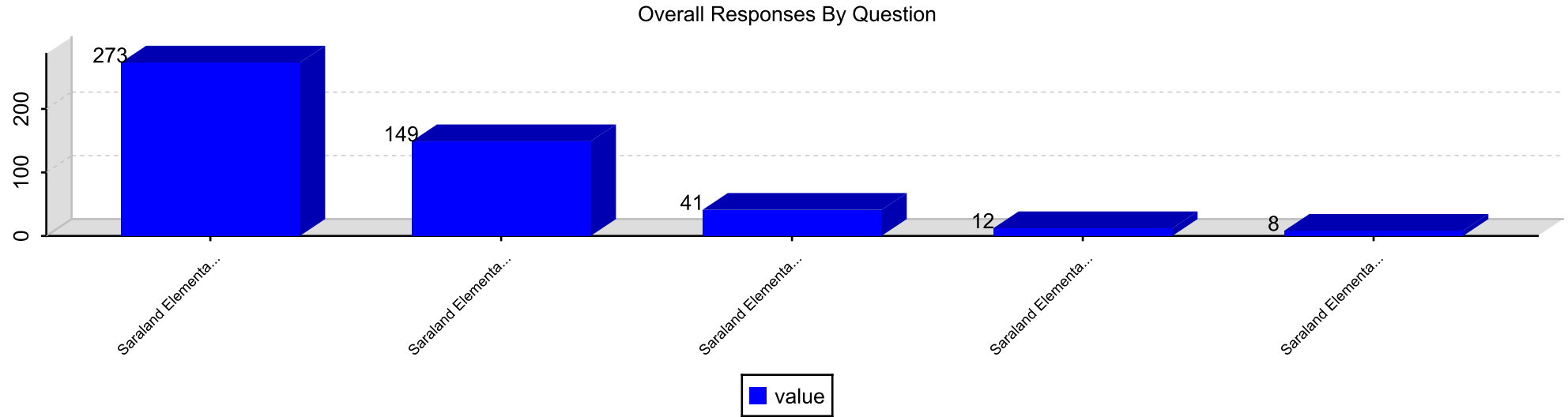


Question 12. All of my child's teachers use a variety of teaching strategies and learning activities.

Overall Responses By Question

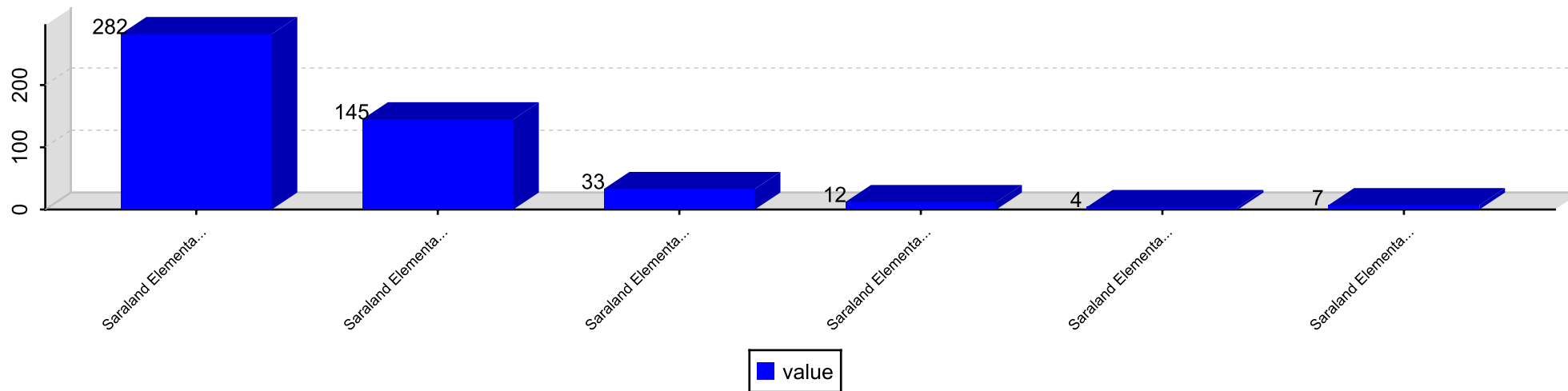


Question 13. All of my child's teachers meet his/her learning needs by individualizing instruction.



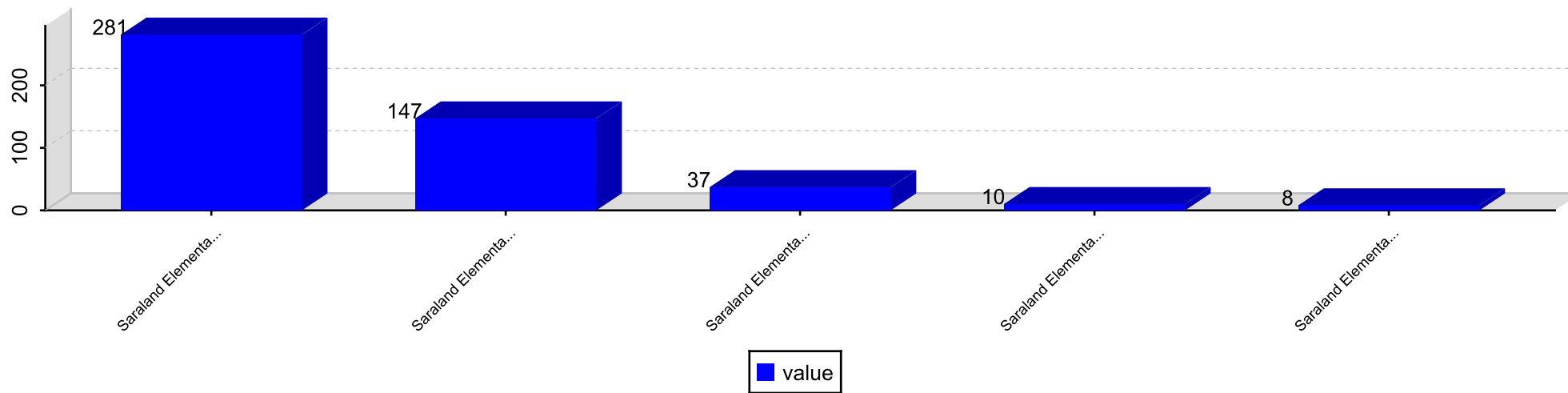
Question 14. All of my child's teachers work as a team to help my child learn.

Overall Responses By Question

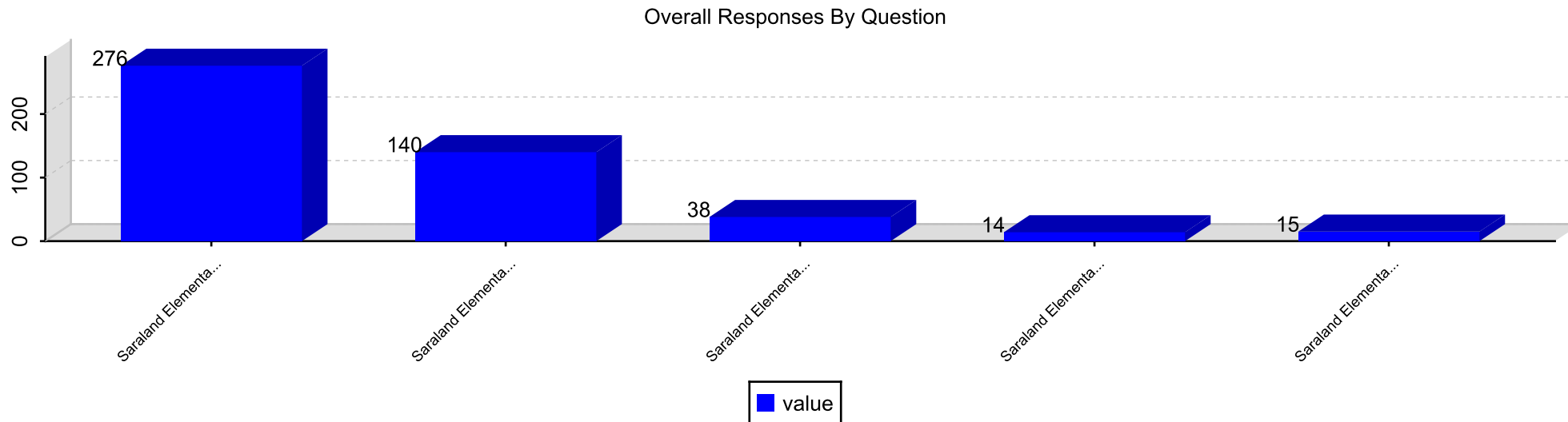


Question 15. All of my child's teachers help me to understand my child's progress.

Overall Responses By Question

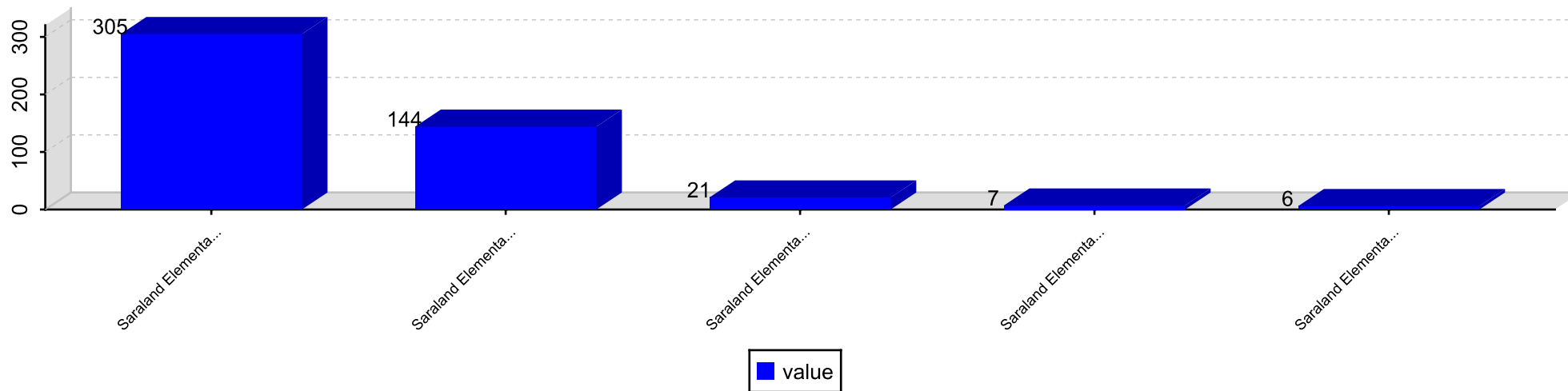


Question 16. All of my child's teachers keep me informed regularly of how my child is being graded.



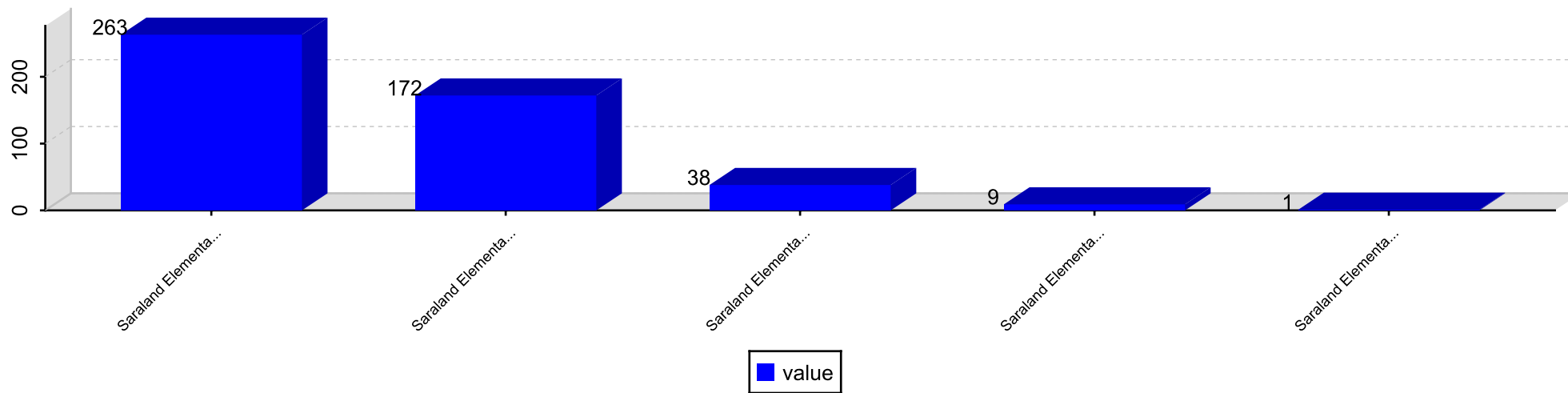
Question 17. All of my child's teachers report on my child's progress in easy to understand language.

Overall Responses By Question

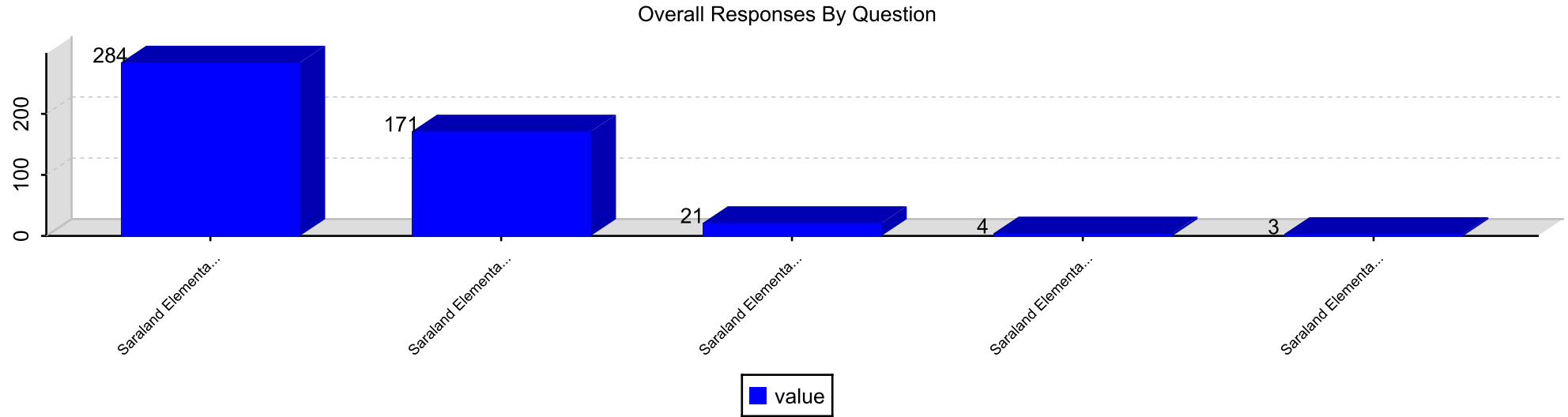


Question 18. My child sees a relationship between what is being taught and his/her everyday life.

Overall Responses By Question

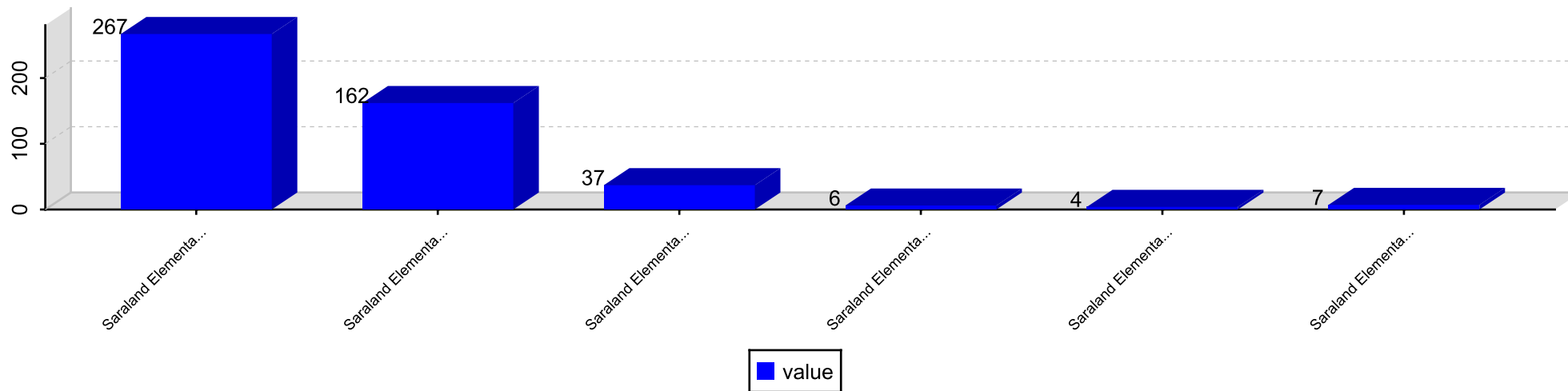


Question 19. My child knows the expectations for learning in all classes.



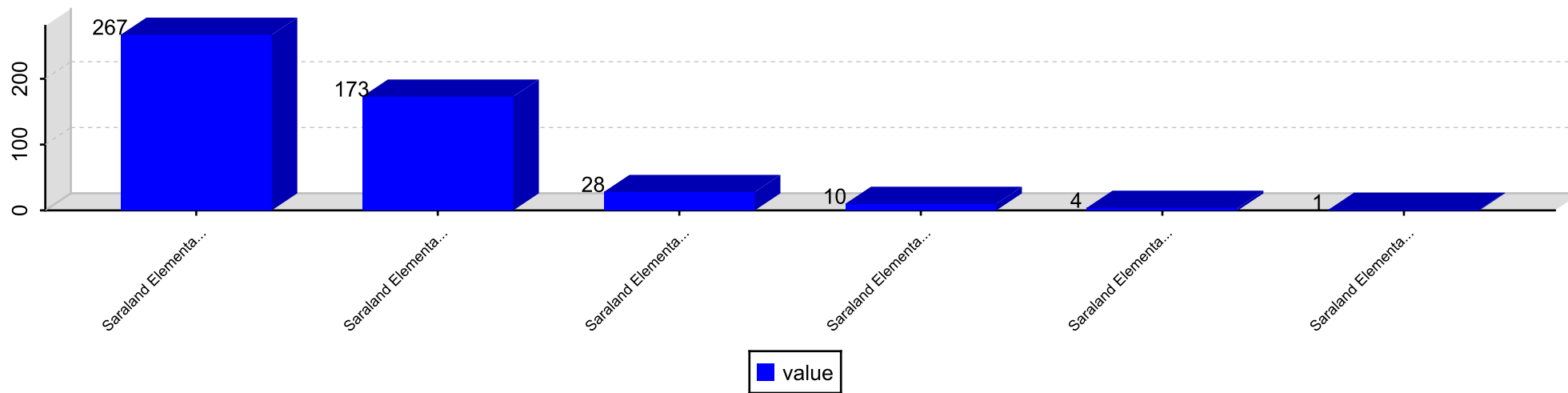
Question 20. My child has at least one adult advocate in the school.

Overall Responses By Question

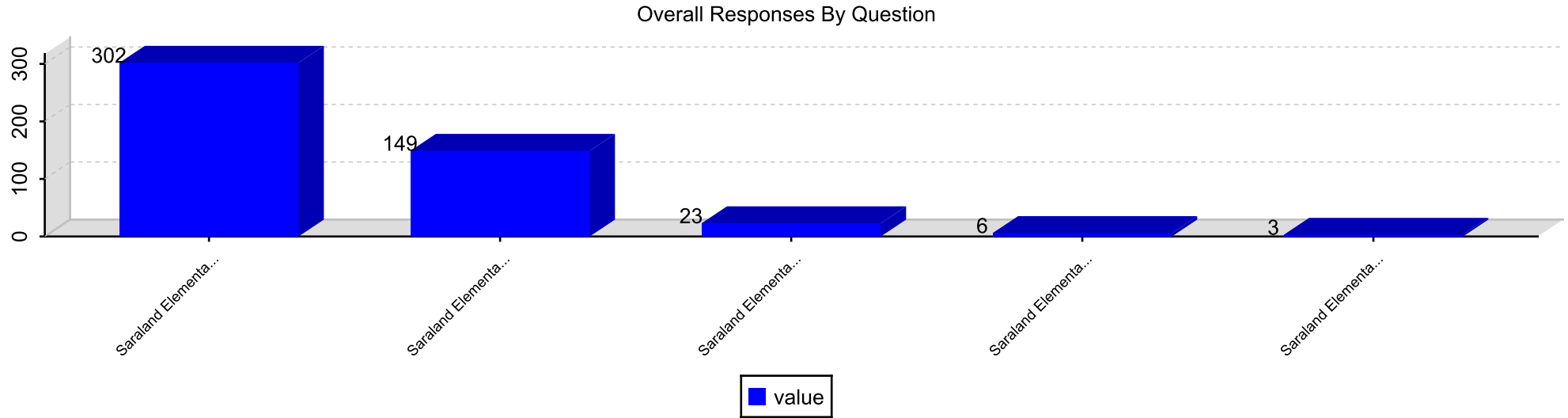


Question 21. My child is given multiple assessments to measure his/her understanding of what was taught.

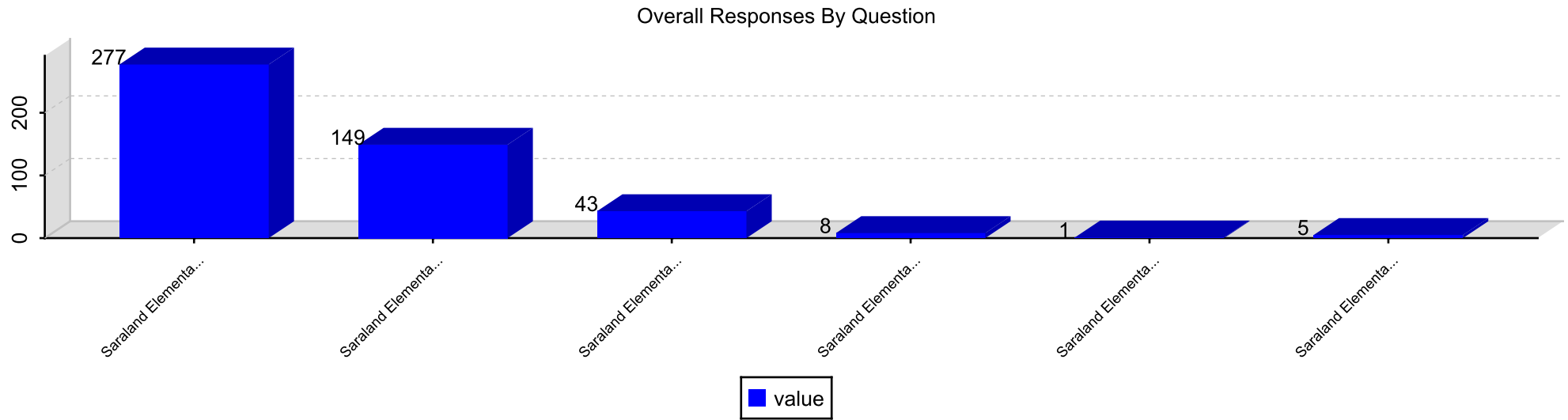
Overall Responses By Question



Question 22. My child has up-to-date computers and other technology to learn.



Question 23. My child has access to support services based on his/her identified needs.

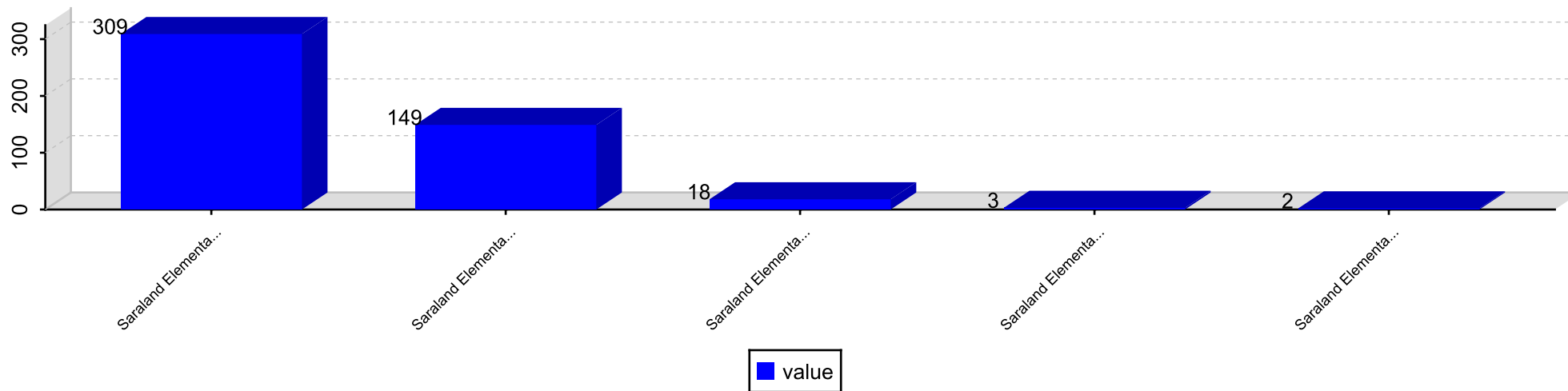


Section: Resources and Support Systems

Responses By Question

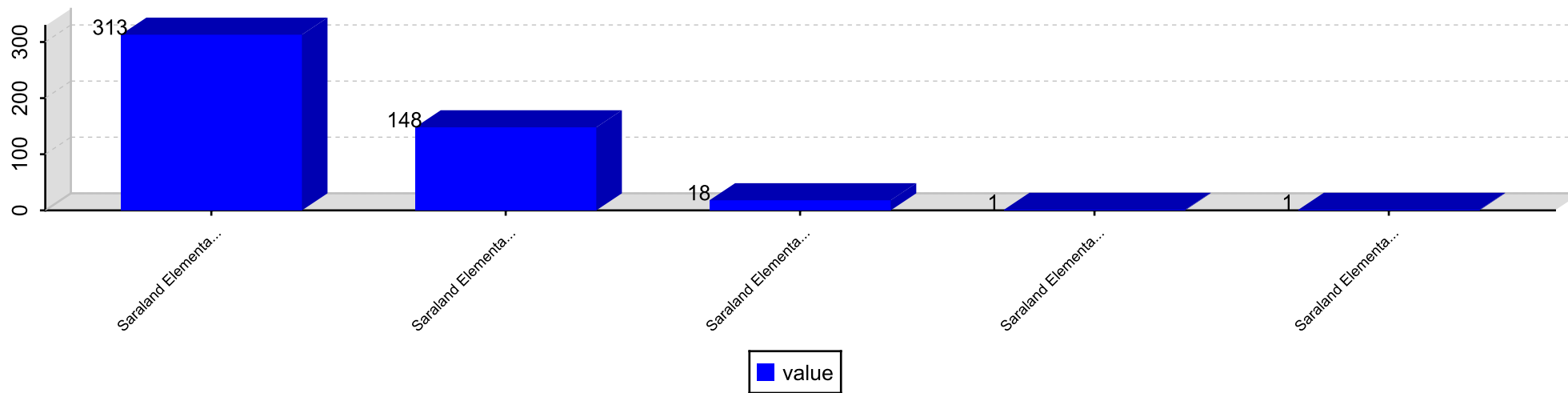
Question 24. Our school provides qualified staff members to support student learning.

Overall Responses By Question

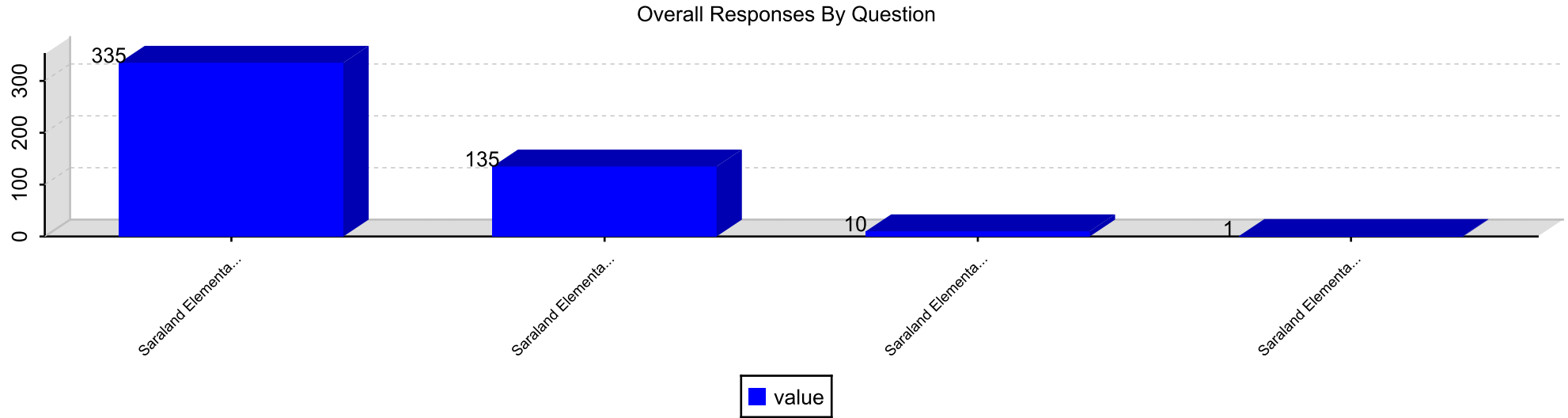


Question 25. Our school provides an adequate supply of learning resources that are current and in good condition.

Overall Responses By Question

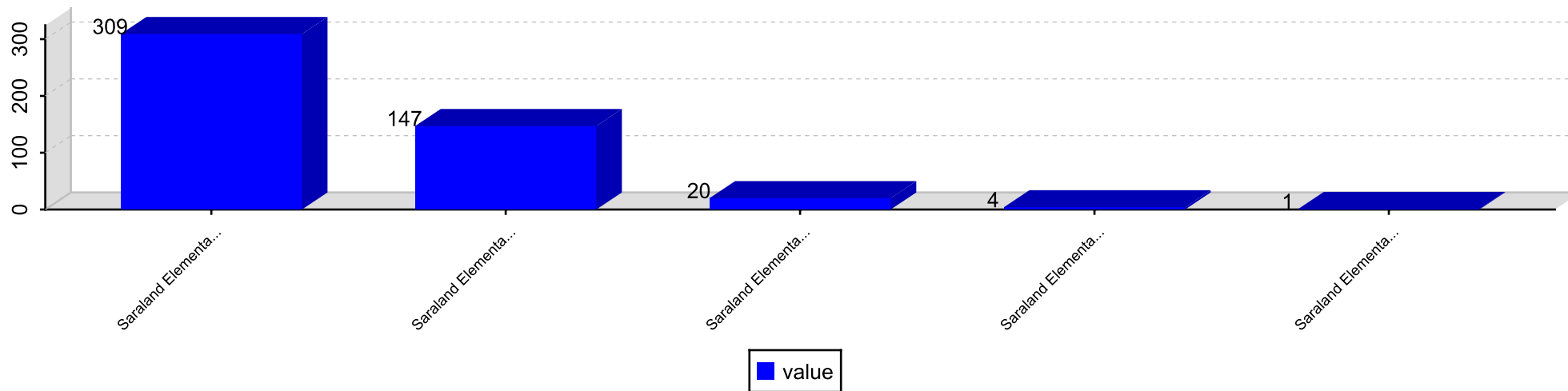


Question 26. Our school provides a safe learning environment.



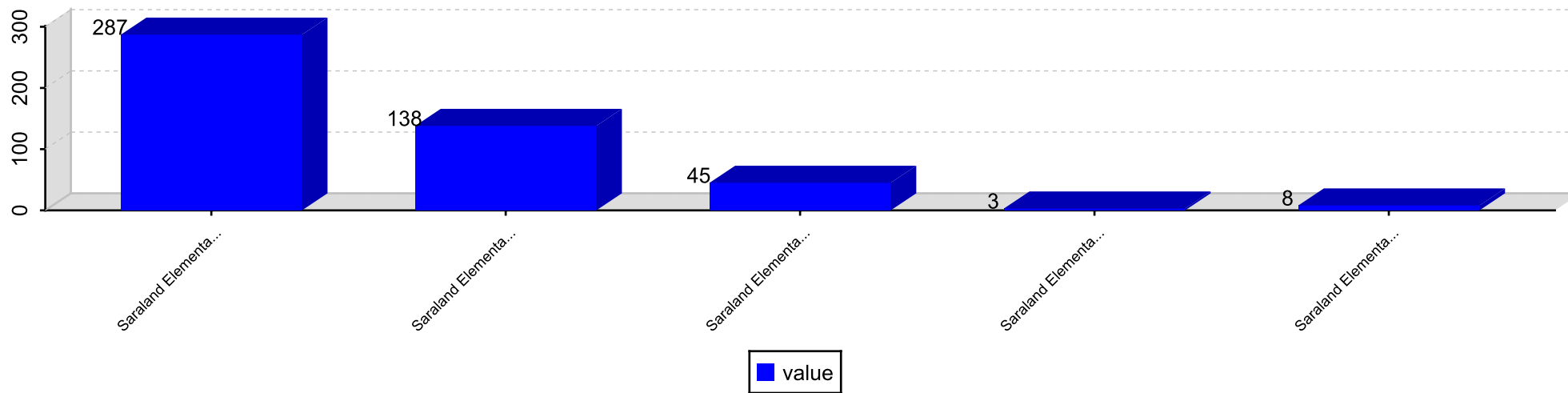
Question 27. Our school provides students with access to a variety of information resources to support their learning.

Overall Responses By Question

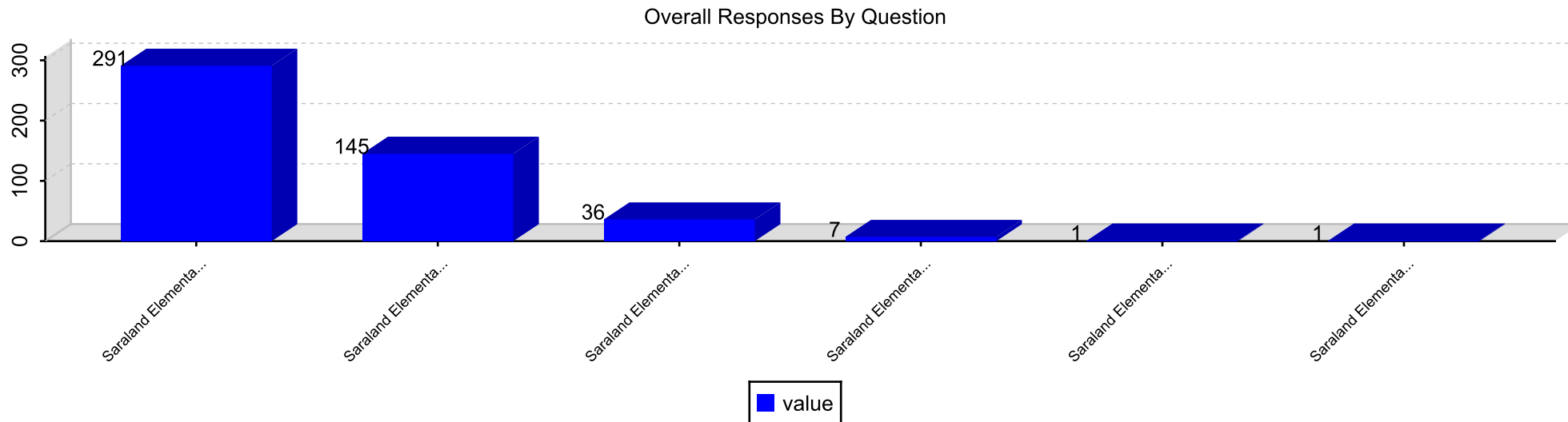


Question 28. Our school provides excellent support services (e.g., counseling, and/or career planning).

Overall Responses By Question

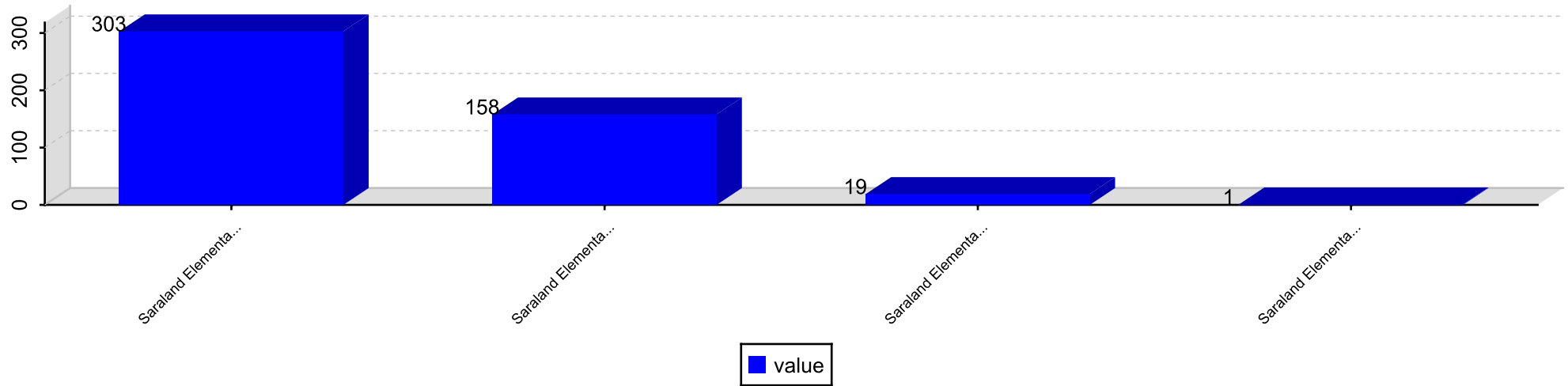


Question 29. Our school provides opportunities for students to participate in activities that interest them.



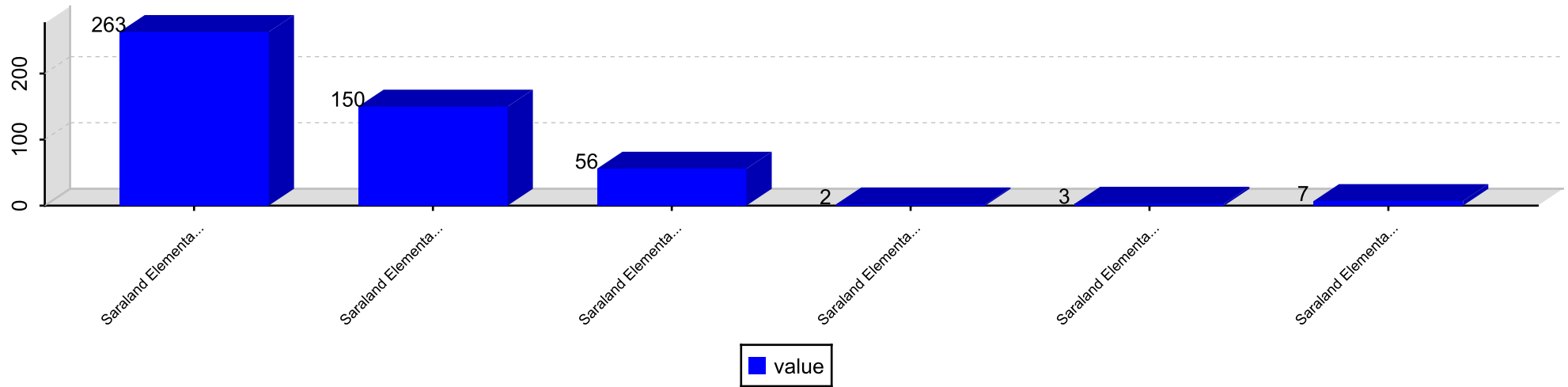
Question 30. Our school ensures that the facilities support student learning.

Overall Responses By Question

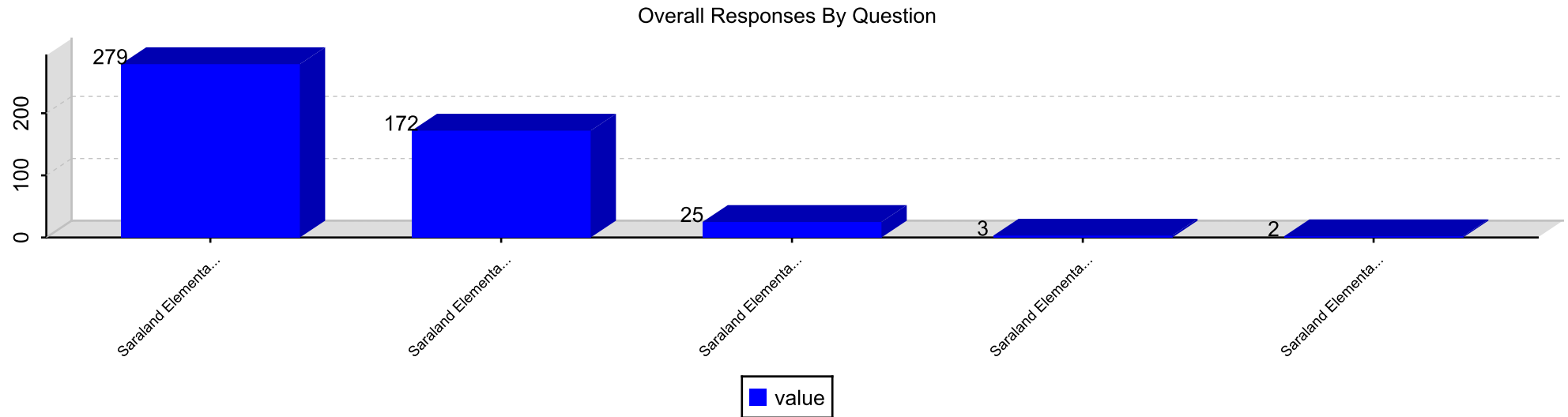


Question 31. Our school ensures the effective use of financial resources.

Overall Responses By Question



Question 32. Our school ensures that instructional time is protected and interruptions are minimized.

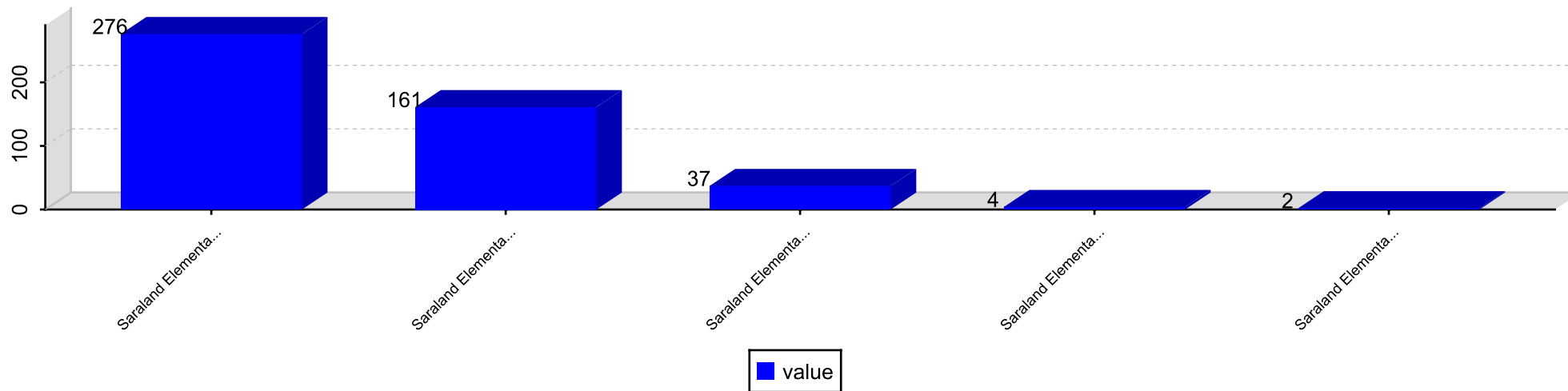


Section: Using Results for Continuous Improvement

Responses By Question

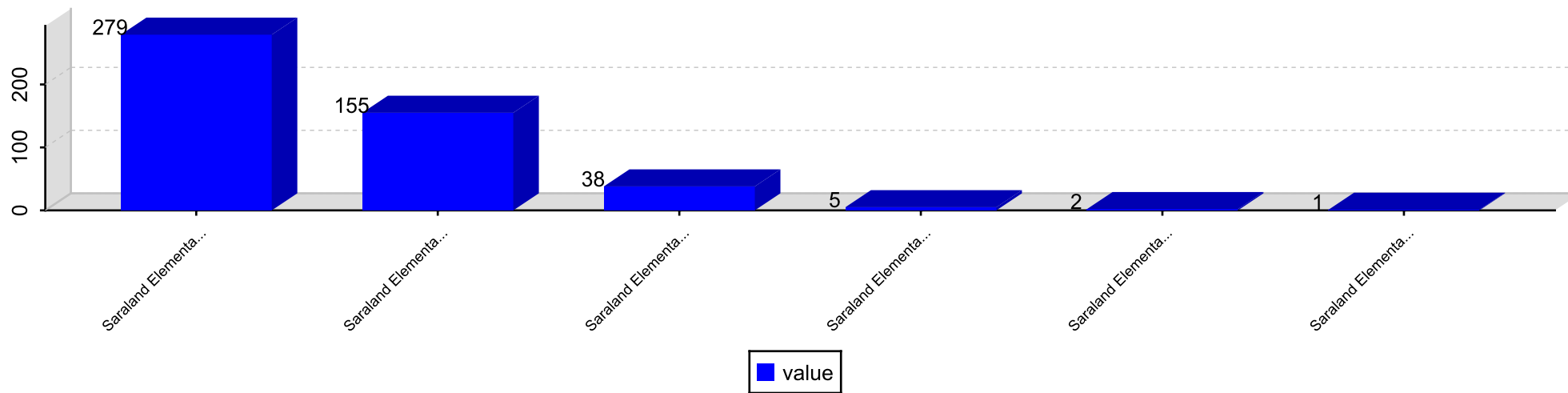
Question 33. Our school ensures that all staff members monitor and report the achievement of school goals.

Overall Responses By Question



Question 34. My child is prepared for success in the next school year.

Overall Responses By Question



Question 35. My child has administrators and teachers that monitor and inform me of his/her learning progress.

