

The User's Guide
to
**Alabama Insight:
College- and Career-Ready
Standards & Resources**

Adapted from *Educator's Guide* by
Ann E. Smejkal, Sturgeon Bay School District Principal
Mary Brown, Curriculum Consultant



2012-2013



ALABAMA STATE DEPARTMENT OF EDUCATION
Thomas R. Bice, State Superintendent of Education



Table of Contents

| | |
|--|----------|
| The Educator’s Guide to <i>Alabama Insight</i>: College-& Career-Ready Standards Unpacked | 3 |
| <i>Alabama Insight</i> Fields | 4 |
| <i>Alabama Insight</i> Filters | 7 |
| ▪ English Language Arts Filters | |
| ▪ Mathematics Filters | |
| ▪ Search | |
| ▪ Utilizing the Filtering Features | |

No person shall be denied employment, be excluded from participation in, be denied the benefits of, or be subjected to discrimination in any program or activity on the basis of disability, gender, race, religion, national origin, color, age or genetics. Ref: Sec. 1983, Civil Rights Act, 42 U.S.C.; Title VI and VII, Civil Rights Act of 1964; Rehabilitation Act of 1973, Sec. 504; Age Discrimination in Employment Act; The Americans with Disabilities Act of 1990 and The Americans with Disabilities Act Amendments Act of 2008; Equal Pay Act of 1963; Title IX of the Education Amendment of 1972; Title II of the Genetic Information Nondiscrimination Act of 2008; Title IX Coordinator, P.O. Box 302101, Montgomery, Alabama 36130-2101 or call (334) 242-8165.

The User's Guide to *Alabama Insight*: College- & Career-Ready Standards & Resources

Alabama Insight was developed to give educators a tool for in-depth investigation of the College- and Career-Ready Standards (CCRS). The CCRS is a combination of the international Common Core Standards and selected Alabama standards. This set of standards will prepare students for a successful future in the ever-expanding global environment. The CCRS are “unpacked” or dissected, identifying specific knowledge, skills, vocabulary, understandings, and evidence of student attainment for each standard. The *Alabama Insight* may be used by individual educators to gain a thorough grasp of the CCRS or as a powerful collaborative tool supporting educator teams through the essential conversations necessary for developing shared responsibility for student attainment of all CCRS. The tool serves as a high-powered vehicle to help educators examine the standards in a variety of ways. Using the filters and fields provided, along with the ability to add their own customized fields, educator teams of all types can work together to develop common expectations and consistent instruction within and across grade levels and content areas.

Alabama Insight may be used effectively with the following:

- vertical English Language Arts (ELA) and Mathematics (Math) teams
- grade-level teams
- content teams
- administrative teams
- interdisciplinary teams
- curriculum review/writing teams
- assessment committees
- building/district leadership teams
- teachers responsible for a written Individualized Educational Program (IEP)
- new teachers and new administrators
- those with teaching responsibilities other than reading, language arts, or mathematics

Alabama Insight Fields

Information about each standard is located in a variety of fields. *Alabama Insight* comes with eight established fields that contain detailed knowledge, skills, vocabulary, understandings, and evidence of student attainment for each standard. There is also the capability to add state resources in customizable fields for state resources and four for district-specific information. Users are able to limit or expand their searches by choosing fields based on their search needs.

1. CCRS Standard

The first field lists CCRS for K-12 English Language Arts (ELA) or Mathematics. These standards incorporate the Common Core State Standards and a select group of Alabama standards for Mathematics and English Language Arts.

2. Standard ID

The second field provides standard identification information.

ELA example from *Alabama Insight*:

Reading: Literature

Key Ideas and Details (Standards 1, 2, 3)

RL.K.1

| | |
|---|---|
| Reading: Literature | Strand |
| Key Ideas and Details (Standards 1, 2, 3) | College- and Career-Readiness Anchor Category |
| RL.K.1 | Strand Abbreviation, Grade, Number |

Elementary Math example from *Alabama Insight*:

Geometry

Identify and describe shapes

K.G.1

| | |
|-------------------------------|------------------------------------|
| Geometry | Domain |
| Identify and describe shapes. | Cluster Heading |
| K.G.1 | Grade, Domain Abbreviation, Number |

High School Math example from *Alabama Insight*:

Vector and Matrix Quantities
 Perform operations on vectors
 Number/Quantity
 N-VM.2

| | |
|-------------------------------------|-------------------------------------|
| Vector and Matrix Quantities | Domain |
| Perform operations on vectors. | Cluster Heading |
| Number/Quantity | Conceptual Category |
| N-VM.2 | Conceptual Category, Domain, Number |

3. Grade

ELA Standards are listed in order by grade (K-12). Math standards are listed in order by grade for K-8 and by course names for Grades 9-12.

4. Evidence of Student Attainment

Evidence of Student Attainment describes what the standard may look like in student work. Specific expectations are listed in performance terms showing what students will say or do to demonstrate attainment of the standard.

5. Standards Vocabulary

Standards Vocabulary lists words and phrases specific to each standard. Shared interpretation and in-depth understanding of standards vocabulary are essential for consistent instruction across and within grade levels and content areas.

6. Knowledge

Knowledge identifies what students will need to know in order to master each standard (i.e., facts, vocabulary, definitions).

7. Skills

Skills identifies the procedural knowledge students should apply in order to master each standard (i.e., actions, applications, strategies).

8. Understanding

Understanding identifies the overarching concept (“big picture”) that connects the standard, knowledge, and skills.

9. Custom Fields

Alabama Insight provides additional customizable fields for the Alabama State Department of Education and districts to add relevant resource information. For example, units or instructional modules, resources, assessments, or notes regarding alignment to current practice can be added to assist teams in teaching the College- and Career-Ready Standards.

- Four are reserved for districts to add local information. Districts—through the District Administration function—may modify or delete custom fields as the nature of the district’s CCRS work progresses.
- The remaining customizable fields are reserved for ALSDE resources. The content of these fields are only editable at the state level.

Note:

A. Standards for Mathematical Practice.

The Standards for Mathematical Practice in the College- & Career-Ready Standards are not listed within the *Alabama Insight* tool.

Mathematical Practices

1. Make sense of problems and persevere in solving them.
2. Reason abstractly and quantitatively.
3. Construct viable arguments and critique the reasoning of others.
4. Model with mathematics.
5. Use appropriate tools strategically.
6. Attend to precision.
7. Look for and make use of structure.
8. Look for and express regularity in repeated reasoning.

They can be found with complete descriptions on page 6 of the 2010 Alabama Math Course of Study document found at <http://alex.state.al.us/browseMath.php>.

B. Tables.

References to tables within the standards in the *Alabama Insight* tool refer to Appendix A of the 2010 Alabama Math Course found (pages 123-125), and can be found at <http://alex.state.al.us/browseMath.php>.

Alabama Insight Filters

The *Alabama Insight* tool includes several filters to aid in locating specific standards. Filtering the CCRS enables users to locate information most useful for their specific needs. Using filters allows educators to focus on specific grade levels, strands, college- and career-readiness anchor categories, domains, and conceptual categories. Searching, used in conjunction with filtering, allows users to pinpoint individual standards and view progressions from grade to grade.


English Language Arts Filters

Click the **K-12 English Language Arts** tab.



1. Strand

ELA standards are divided into strands. Users may view all ELA standards or limit their view to select standards by using the **Strand** filter feature.

- Click the **filter** button next to **Strand**. A new window will pop up displaying the ELA Strands.




- Check the box(es) next to the Strand(s) for which you want to view the associated standards.
- Click the **apply** button.



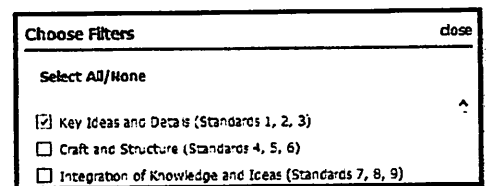
2. CCR Anchor

College- and Career-Ready (CCR) standards define general, cross-disciplinary literacy expectations that must be met for students to be prepared to succeed in college or the work force. Standards for each grade follow the CCR anchor categories in each strand. Users may narrow standards using the **CCR Anchor** filter.

- Click the **filter** button next to **CCR Anchor**. A new window will pop up displaying the ELA Anchor Categories.



- Check the box(es) next to the CCR Anchor(s) for which you want to view the associated standards.
- Click the **apply** button.



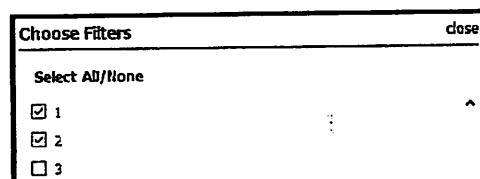
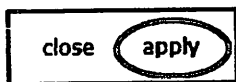
3. Grade Group

Filtering may be done by grade level (K-12).

- a) Click the **filter** button next to **Grade Group**. A new window will pop up displaying the ELA Grades.



- b) Check the box(es) next to the Grade(s) for which you want to view the associated standards.
- c) Click the **apply** button.




Mathematics Filters

Click the **K-12 Mathematics** tab.

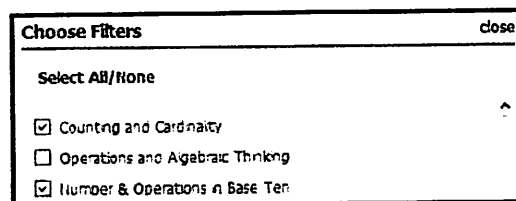
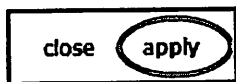
1. Domain – K-12

Math standards are divided into domains. Domains are clusters of related standards that reveal common learning progressions that can progress across grade levels. Users may filter math standards by using the **Domain** filter.

- a) Click the **filter** button next to **Domain**. A new window will pop up displaying the Math Domains.



- b) Check the box(es) next to the Domain(s) for which you want to view the associated standards.
- c) Click the **apply** button.




2. Conceptual Categories – High School

The high school mathematics standards are listed in conceptual categories. Conceptual categories portray a coherent view of high school math that crosses traditional course boundaries. Users may narrow high school standards using the **Conceptual Category** filter.

- a) Click the **filter** button next to **Conceptual Category**. A new window will pop up displaying the Math Conceptual Categories.



- b) Check the box(es) next to the Conceptual Category(ies) for which you want to view the associated standards.
- c) Click the **apply** button.




3. Grade Group

Filtering may be done by grade level for K-8 and by high school courses for Grades 9-12.

- a) Click the **filter** button next to **Grade Group**. A new window will pop up displaying the Math Grades and Courses.




- b) Check the box(es) next the Grade(s) and/or High School Course(s) for which you want to view the associated standards.
- c) Click the **apply** button.



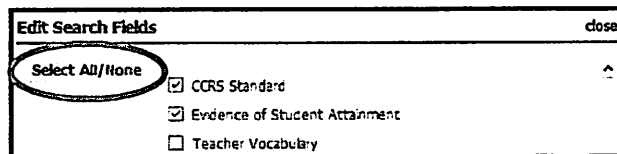
Search

Alabama Insight provides the ability to search all or selected fields, including custom fields, by keyword or phrase. This feature allows the user to quickly locate specific words, phrases, concepts, skills, or vocabulary across grade levels, domains, strands, conceptual categories, college- and career-readiness anchor categories, and custom fields.

- a) Enter a keyword or phrase in the **Search** box.
- b) Click the **search** button.
- c) Any standards and related fields containing the keyword or phrase will be displayed. The keyword or phrase searched will be highlighted yellow.



- d) To search only certain fields (i.e., only the Standard), before clicking the **search** button, follow the steps below:
 - i. Click the **field** button in the **Search** box.
 - ii. Click the **Select All/None** button to deselect all of the checked fields.
 - iii. Check each box next to the field(s) you want to search.
 - iv. Click the **apply** button.



- v. Click the **search** button.
- vi. Any standards containing the keyword or phrase in the specified field(s) will be displayed. The keyword or phrase searched will be highlighted yellow.

Utilizing the Filtering Features

1. Stacking Filters

Filter options can be used concurrently to refine search results. For example, "Geometry" can be selected first from the **Domain** filter and then "4" from the **Grade Group** filter. The results displayed will be only those standards meeting the indicated criteria. Additionally, a search phrase may be entered into the **Search** box and the fields being searched may be narrowed.

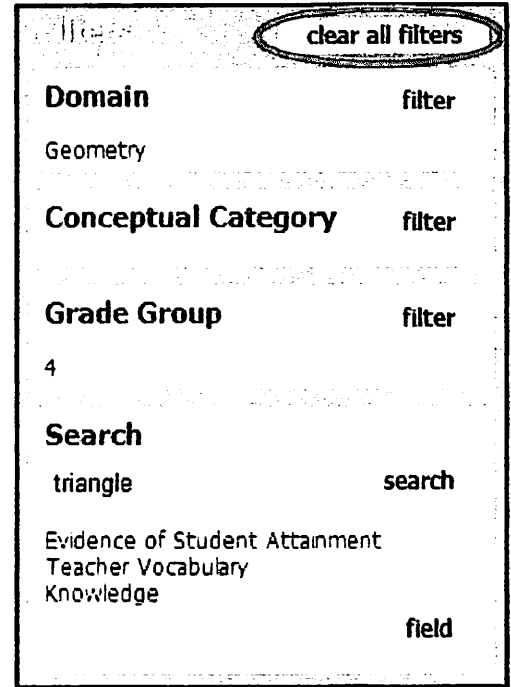
2. Clear All Filters

All filters can be cleared by clicking the **clear all filters** button in the top-right of the blue filter bar. Individual filters may be modified or cleared by checking/un-checking items.

3. Freezing Columns

The user may select to freeze up to three columns, if desired. Only the **CCRS Standard**, **Standard ID**, and **Grade** fields may be frozen. This will allow the user to reference these areas and continue to scroll right to obtain more information.

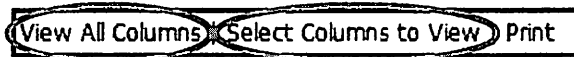
- a) Click the arrow next to the column-freezing dropdown menu.
- b) Click on the number of columns you want to freeze.



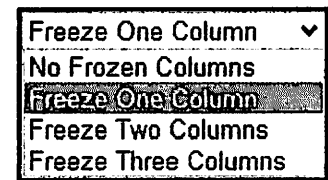
4. Selecting Columns to View

Select Columns to View allows a user to view selected information.

- a) To select columns or fields, click **Select Columns to View**. A pop-up window will appear with a list of the column headings.



- b) Check the box next to a column heading to display that column. Uncheck boxes to hide columns.
- c) Click the **apply** button.
- d) Selecting **View All Columns** will allow all columns or fields to be viewable.



5. Printing

- To print only specific content, use the filters and/or selection of viewable columns to select the content to print **before** clicking **Print**. Printing before narrowing the content being displayed will result in the printing of every standard for every grade.
- Once the standards and fields you want to print are displayed on the screen, click **Print** in the top-right corner of the window.

View All Columns | Select Columns to View | **Print**

6. User Profile

This feature allows the user to change their profile information.

- Click the **admin** button located in the top-right corner of the screen.
- You can change your first name, last name, email, and password. All areas are required.



| | |
|-----------------|------------------|
| Username * | guest |
| First Name * | Guest |
| Last Name * | Guest |
| Email * | sbaird@alsde.edu |
| Password | |
| Verify Password | |
| update | |

7. Other Information

- Printing without first filtering or freezing columns will cause the printout to be more information than can fit neatly on 8" x 11" paper.
- The *Alabama Insight* does not allow the user to adjust the fields (i.e., the widths of the columns, the heights of the rows, etc.).