


# CREATING "QR" CODES



# WHAT ARE QR CODES?

"BAR CODES" THAT TAKE YOU TO A WEBSITE, AUDIO FILE, GOOGLE DRIVE DOCUMENTS, SURVEYS, ETC...



## GOOD TO KNOW..

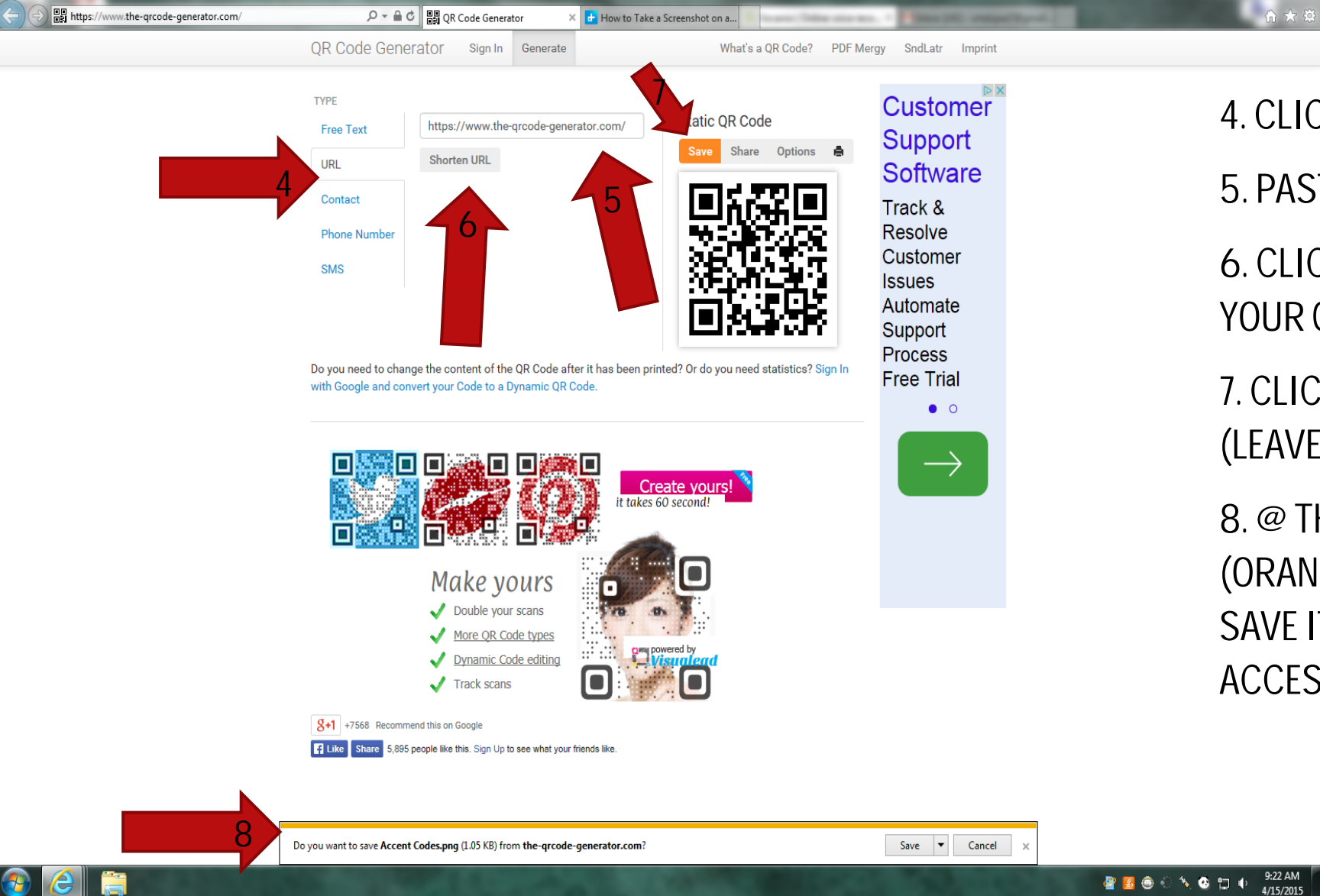
- ALL FILES NEED TO BE "ON THE WEB" IN ORDER TO LINK THEM TO A QR CODE.
- YOU CAN'T CREATE A QR CODE FOR YOUR WORD DOCUMENT (UNLESS YOU UPLOAD IT TO GOOGLE DRIVE)
- YOU CAN'T CREATE A QR CODE FOR AN AUDIO FILE THAT IS SAVED ON YOUR COMPUTER OR PHONE (IT MUST BE SOMEWHERE ON THE WEB)

# CREATING A QR CODE FOR WEBSITES


1. FIND THE WEBSITE YOU WANT TO LINK TO A QR CODE
2. COPY (CNTRL + C) THE LINK
3. OPEN THE QR CODE CREATING WEBSITE



4. CLICK ON THE "URL" TAB
5. PASTE THE LINK IN THE BAR
6. CLICK ON "SHORTEN URL" (IT MAKES YOUR QR CODE EASIER TO SCAN)
7. CLICK ON "SAVE" AN NAME YOUR FILE (LEAVE IT .PNG)
8. @ THE BOTTOM OF YOUR SCREEN (ORANGE BAR)- CLICK ON SAVE AS AN SAVE IT WHERE YOU KNOW YOU WILL ACCESS IT.



4. CLICK ON THE "URL" TAB
5. PASTE THE LINK IN THE BAR
6. CLICK ON "SHORTEN URL" (IT MAKES YOUR QR CODE EASIER TO SCAN)
7. CLICK ON "SAVE" AN NAME YOUR FILE (LEAVE IT .PNG)
8. @ THE BOTTOM OF YOUR SCREEN (ORANGE BAR)- CLICK ON SAVE AS AN SAVE IT WHERE YOU KNOW YOU WILL ACCESS IT.



# AUDIO FILES+ QR CODES



GO TO [VOCAROO.COM](http://VOCAROO.COM)

CLICK ON "RECORD" AND ALLOW IT TO  
ACCESS YOUR MIC

The Vocaroo logo, featuring the word "Vocaroo" in a stylized, cursive green font.



Vocaroo - The premier voice recording service.

[Or upload?](#)




© 2007-2015 [Vocaroo](#) | [Help](#) | [Info](#) | [Widgets](#) | [@vocaroo](#)

# SAVE YOUR AUDIO FILE...

- NOW CLICK "SAVE"

Copy the link found in the box to the QR code website. THAT IS ALL!  
No need to actually SAVE your file to your computer



The screenshot shows the Vocaroo website interface. At the top left is the 'Vocaroo' logo in a green cursive font. To its right is a cartoon character with green hair and a purple bow. Below the logo is a green bar with the text 'Vocaroo - The premier voice recording service.' and a link 'Or upload?'. In the center is a recording player with a red 'Retry' button and a grey 'Listen' button. Below the player is a microphone icon. At the bottom is a 'Sharing options' section with a text box containing the URL 'http://vocaroo.com/i/s1rVhxXgTl15', 'Embed' and 'Email' buttons, and social media icons for Facebook, Twitter, Email, Pinterest, and a plus sign. At the very bottom, it says 'Download as MP3, Ogg, FLAC, or WAV.' and 'QR Code'.

# QR CODES POWERPOINT

