

Grade Three ART NEWSLETTER

The FOCUS of North Haven's Grade Three ART program is: **Types of ART in Our World**


- The students are exposed to a variety of media both 2-dimensional and 3-dimensional.
- They are beginning to identify and use the Elements of Art (line, shape, color, form, texture, space, and value) and the Principles of Design (balance, pattern, proportion, rhythm, movement, unity and contrast).
- They are learning to apply demonstrate various media techniques and processes and to identify subjects in an artwork (portrait, landscape, seascape, cityscape, still life, fantasy).
- The Grade Three students are beginning to recognize art from various cultures, as well describing how various cultures use art.
- Through their artwork they are choosing subject matter and making connections with the world around them.
- The students are learning to self reflect and refine artwork to meet goals.

Visit an ART Gallery with your family and explore ART together

Yale Art Gallery-its free and at 1pm on the second Sunday of each month, the gallery invites families for Stories and Art. Tales of distant times and faraway lands that will inspire children of all ages to view art in new ways. Gallery teaching staff tell folktales, myths, and exciting stories from all over the world. www.artgallery.yale.edu



Yale Center for the British Arts-its free and young visitors and their families are always welcome to enjoy the collections and be inspired by over four hundred years of British art. www.britishart.yale.edu



New Britain Museum of American Art-\$12 for adults and children under 12 are free. A special feature of this museum includes an Art Lab for families on the first floor of the building, complete with hands-on art projects that can be pursued independently by visitors. The ever-popular costume rack, interpreting clothing portrayed in the Museum's permanent collection. www.nbmaa.org



Wadsworth Atheneum Museum of Art-\$10 for adults and children under 12 are free. Arrive before 1 p.m. on the second Saturday of each month and enjoy free admission for the day. Check the calendar for each month's special family programs. www.thewadsworth.org

How to visit an ART GALLERY

Go to an art gallery with your children and experience art together. You don't have to be an artist to appreciate art.

Things you can discuss as you look at the artwork.

1. Viewing any work of art you can explore basic Elements of ART such as line, shape, texture, space and color to understand how an artist builds a work.
2. Observe portraits and still life by exploring the point of view of one of the characters or the artist, follow the sequence of events, make predictions, and focus on the setting to reveal the narrative in different works of art.
3. Discover real and implied textures in the museum's collection.
4. Looking at seascapes, landscapes and cityscapes and discuss the how the artists defines the foreground, middle ground and background to create the feeling of space
5. Compare the people and objects in the works of art to what we know today. Discuss how people and places from the past are different than today.
6. Look at sculptures and try posing in a similar way to the statues.

Extra ART?

If you are looking for an art workshop or an extra art class for your child, I found some nearby programs you might want to look into:

In North Haven /Parks and Recreation-
www.town.north-haven.ct.us




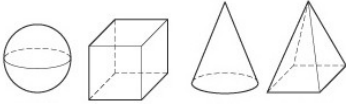



In Hamden-
www.placechildrensmuseum.org

In New Haven-
www.creativeartsworkshop.org








In Cheshire-
<http://cpfa-artsplace.org>

In Branford-
shorelineartandmusic.com

The Elements of ART for grade 3 with visual examples

LINE	Use-line to create gesture drawings	
SHAPE	Identify and apply-positive and negative shapes	
COLOR	Use-color expressively	
FORM	Use- form	
TEXTURE	Compare and contrast-the use of real and visual texture	
SPACE	Identify and use-spatial strategies (overlapping, size and placement)	
VALUE	Use-Tints and shades To create mood	

The Principles of DESIGN for grade 3 with visual examples

BALANCE	Describe and use-asymmetrical balance	
REPITION PATTERN	Use- irregular patterns	
PROPOR-TION	Use- realistic proportions	
RHYTHM	Identify and use-repeated elements of art	
MOVEMENT	Identify and use-movement	
UNITY	Identify and use-Similar elements	
CONTRAST	Identify and use-Contrast/ differences in elements of art	

What is DBAE-Discipline Based Art Education ?

North Haven's Discipline Based Art Education Elementary Art Program is sequential and includes four areas of study:

Art Production, Art Criticism, Art History and Aesthetics.

Art Production is the making of art, and the various components of making art, such as use of tools, manipulation of media, form and expression.

Art Criticism is the examination and discussion of style, formal principles of design and elements of art.

Art History is not just "who made what when," but is the history of objects and the history of people through art. Works of art provide a unique documentation of cultural changes throughout history.

Aesthetics is the philosophy of art. Philosophical questions about art seem to be unanswerable. What is art? What is good art? What is beauty? It is important in the study of art that students engage their brains, think about what they are doing, learning, and feeling.

Through this approach our students not only learn to understand art from various cultures times and places but, they are also given the tools to be visual thinkers and creative problem solvers. Art teaches them to be self expressive and increases their self worth and confidence. Art gives students a verbal and visual voice to express themselves.

Skills we will learn in Grade Three

We are beginning to use more of the Elements of ART and the Principles of Design in our artwork

We are learning Techniques : drawing, painting, clay, sculpture, mixed media

We are experimenting with different materials -2-D-mixed media for collage, acrylic paints, marker, charcoal and-3-D paper and clay

I would LOVE to hear from you. Please tell me about your ART museum adventure, what your child is enjoying in art or any other artistic news you would like to share. I will be looking forward to it. I hope you found this newsletter helpful.

Here's how to reach me...

You can send in a letter with your child or Email me at: Schwarz.Sheri@north-haven.k12.ct.us