

## Rocky Hill High School Course Selection Procedure

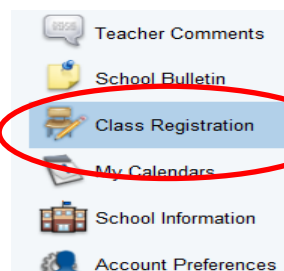
Families will use their PowerSchool Parent Portal accounts to register for courses. Students who do not know their account information should contact Guidance for assistance.

### Use the information below to make the best course selection choices:

- 1. Course selections can be made only in the Parent Portal.** Review graduation requirements, course descriptions and prerequisites in the Program of Studies which can be found online at <http://rockyhillhigh.ct.rdh.schoolinsites.com/> (click **Program of Studies** on the right-hand side).
- 2. Be sure to read and follow the information at the top of the Course Selection page before you begin.**
- 3. Pay attention to the prerequisites** that are listed for the courses you want to take. If you do not meet these prerequisites, you will not be allowed to sign up for the courses.
- 4. Recommendations are made by teachers in PowerSchool and will be identified on the course registration screen.** Students are strongly encouraged to follow the teacher recommendations. However, if students want to request a different level, they should speak to their current teacher.
  - If teachers agree with the different level, teachers can change the recommendation in PowerSchool.
  - If teachers do NOT agree, students should see their counselor to discuss and complete the "Request for Change in Level" form and return to Guidance by February 9, 2018. "Request for Change in Level" forms returned after the deadline will not be accepted.***Again, check the Course Descriptions online for specific prerequisites and ask your teachers about recommendations BEFORE selecting your courses.***
- 5. All course requests must be completed by February 9, 2018.** On February 9, the on-line registration process will end and the portal will be closed.
- 6. If you have any questions concerning the online registration process, please see your School Counselor.**



### **How To Select Classes For Next Year Online via PowerSchool**

1. Log into the PowerSchool Parent Portal at: <https://rockyhill.powerschool.com/public/>
2. Once on the main portal page,



Click the "Class Registration" icon on the left hand menu.

















3. On the Class Registration screen, you will see the subject areas available to your grade level listed on the left with special instructions/explanations.



- On the right side, you will see that each subject area has either a **green** checkmark  or a **red** exclamation point  .


### Welcome to the Rocky Hill High School Class Registration System for 2018-2019

All ninth graders must be enrolled in **7 credits** (7 classes each semester). All Freshmen are automatically enrolled in Freshmen Seminar and P.E. (1.0 credit) and a lunch period. Please select 1 alternative elective credit course.


[View course requests](#)

<b>9th Grade English</b>	Click the edit button to request a course =>	 				
Please select ONE English based on teacher recommendation.						
<b>9th Grade Math</b>	Click the edit button to request a course =>	 				
Please select a math course based on teacher recommendation.						
<b>9th Grade Social Studies</b>	Click the edit button to request a course =>	 				
All freshmen must take Western Civilization I. Please select class based on teacher recommendation.						
<b>9th Grade Science</b>	Click the edit button to request a course =>	 				
Please select one Science class based on teacher recommendation.						
<b>9th Grade World Language</b>	Click the edit button to request a course =>	 				
Please select one World Language course based on teacher recommendation.						
<b>9th Grade Electives</b>	Click the edit button to request a course =>	 				
You must choose either a full year elective or a half year elective for both semester one and two.						
<b>Alternative Elective</b>	Click the edit button to request a course =>	 				
Please select 1 alternative elective credit (either 1 full year elective or .50 for S1 and .50 for S2)						
<b>Additional Requests</b>	Click the edit button to request a course =>	 				
Requests that are not associated with any course group	<table border="1" style="font-size: small;"> <tr> <td>Freshman Seminar</td> <td>P.E. 9 (G) FY</td> </tr> <tr> <td>194 - 0.5 credits</td> <td>983 - 0.5 credits</td> </tr> </table>	Freshman Seminar	P.E. 9 (G) FY	194 - 0.5 credits	983 - 0.5 credits	
Freshman Seminar	P.E. 9 (G) FY					
194 - 0.5 credits	983 - 0.5 credits					

The **red** exclamation point  means it is a **REQUIRED** subject area and you **MUST** select a course or courses from the list. For example, English will have an  and you must select an English course by clicking the edit button.

The **green** checkmark  means it is a **NON-REQUIRED** subject area – but you **MAY** choose a course by clicking on the edit button.

You must choose an Alternative Elective.

- Follow the instructions as you click on each subject area. Click on the pencil  icon to select courses from each area. The Course Request pop-up window appears.
- As you click on each subject area, take note of any prerequisite information


Please select one Math class based on teacher recommendation

<input checked="" type="checkbox"/>	Course Name	Number	Credits	Prerequisite Note	Alerts
<input type="checkbox"/>	Applied Math (G)	410	1	Teacher recommendation required.	
<input type="checkbox"/>	Algebra II FY (A)	432	1	Successful completion of Algebra I is required to take this course.	
<input type="checkbox"/>	Algebra II FY (G)	434	1	Successful completion of Algebra I is required to take this course.	
<input type="checkbox"/>	Geometry FY (A)	422	1	Successful completion of Algebra I or recommendation from 8th grade teacher is required to take this course.	

...or any alerts.


**Alerts** ▾

Recommended

 Matthew Bennett


- Select the checkbox to the left of the course name of any course you want to request. Note: Use the course # reference sheet to assist in this process.
- To save your selection for the subject area, click on Okay at the bottom of the pop-up page.














<< first < prev 1 2 next > last >>



 You may select 1 course. You have selected 1 course.

Cancel
Okay

- Notice that at the bottom, selections are tracked so you know how many courses you have selected so far in that subject area. You must select a minimum of 7 credits, PLUS an alternate course.

- Each time you make a selection, it will appear as a “boxed” course in the middle of the main page. As each subject area is completed, a green checkmark  will appear.

<b>12th Grade English</b> Please select one English class based on your teacher recommendation.	<div style="border: 1px solid gray; padding: 2px;">Journalism (A) S2 137 - 0.5 credits</div> <div style="border: 1px solid gray; padding: 2px;">Authors I (A) S1 138 - 0.5 credits</div>	 
<b>12th Grade Math</b> Please select one Math class based on teacher recommendation.	<div style="border: 1px solid gray; padding: 2px;">Pre-Calculus FY(A) 442 - 1 credits</div> <div style="border: 1px solid gray; padding: 2px;">Prob &amp; Stat FY(A) 456 - 1 credits</div>	 
<b>12 Grade Social Studies</b> Please select one Social Studies class based on teacher recommendation.		Click the edit button to request a course =>  
<b>12th Grade Science</b> Please select one science class based on teacher recommendation.		Click the edit button to request a course =>  
<b>12th Grade World Language</b> You may select one World Language course based on teacher recommendation.		Click the edit button to request a course =>  
<b>12th Grade Electives</b> Please select one full year elective or a half year elective in semester one and a half year elective in semester two.		Click the edit button to request a course =>  
		Requires between 6 and 8 credit hours.  Requesting 3 credit hours.

- Repeat these steps for each subject area course request.
- Be sure to select at least 7 credit hours of coursework for each semester.
- You must select an alternative course (either one full-year or two ½ year classes in both Semester 1 and Semester 2) to serve as a backup to your first elective.
- The total required credit hours is identified at the bottom of the screen and is updated each time you make a selection. The red exclamation point  will remain until all credit hour requirements are met.
- When you see a green checkmark  at the bottom of the page, you have successfully completed the process.
- Save your selections. **Print your course selections and include a parental signature on the bottom.** Use the print icon in the upper right corner. **These must be submitted to Guidance or your Homeroom teacher by February 9, 2018.** Note: Print an extra copy for your records.
- Course requests may be reviewed by clicking “**View course requests**” at the top of the page.

You must be enrolled in 7 classes each semester. Be sure to click the “**VIEW COURSE REQUESTS**” button after completing all selections.

[View course requests](#)

<b>12th Grade English</b>	Click the edit button to r
---------------------------	----------------------------

- Once you are finished, click on “Logout” at the top of the page.