



Ithica Elementary School

 75 Whitworth Rd, Villa Rica, GA 30180

 (678)840-5101

 Grades: K-5

 Enrollment: 705 students

Note: For information on educator qualifications and other federal reporting requirements, visit the [Report Card](#). Discipline data are available in the [K-12 Student Discipline Dashboard](#).

Performance Snapshot

- Ithica Elementary School's **overall performance is higher than 64% of schools in the state** and is higher than its district.
- Its students' **academic growth is higher than 34% of schools in the state** and lower than its district.
- **64.4% of its 3rd grade students are reading at or above the grade level target.**

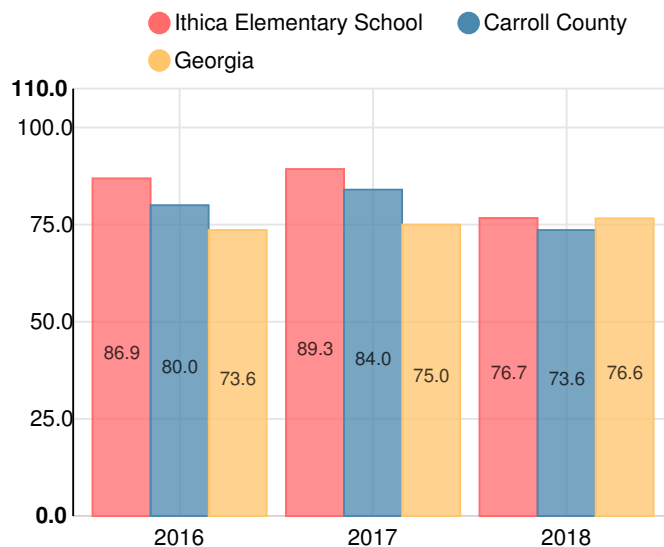
School Wide

C
76.7

Year	Ithica Elementary School
2018	C
2017	B
2016	B
2015	C
2014	B

Grade conversion	
A	90 - 100
B	80 - 89.9
C	70 - 79.9
D	60 - 69.9
F	0 - 59.9

CCRPI Single Score



Student Mobility Rate

13.9%

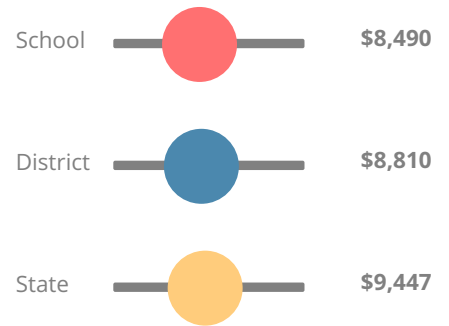
School Climate Star Rating



Financial Efficiency Star Rating

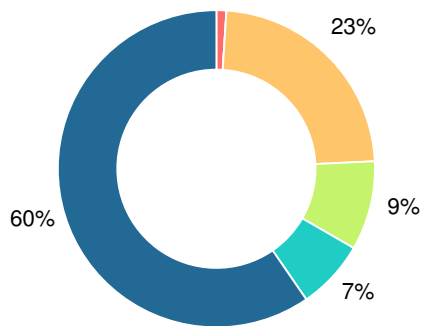


Per Pupil Expenditures



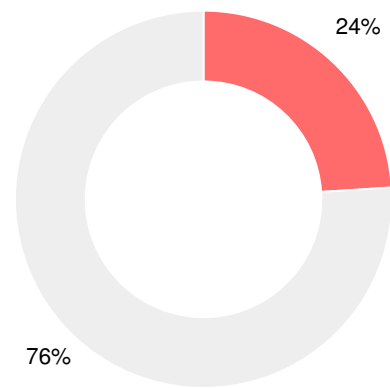
Race/Ethnicity

- Asian/Pacific Islander
- American Indian/Alaskan
- Black
- Hispanic
- Multi-racial
- White



Economically Disadvantaged (ED)

- ED
- Not ED



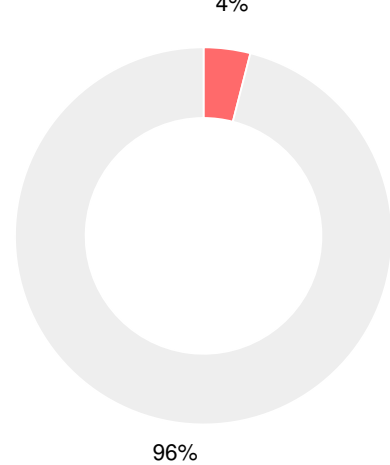
Students with Disability (SWD)

- SWD
- Not SWD



English Language Learners (ELL)

- ELL
- Not ELL



Elementary

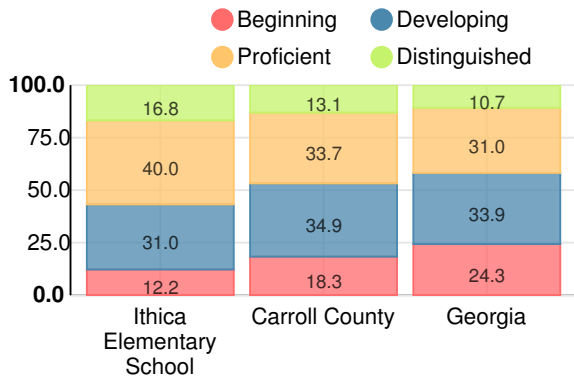
CCRPI Score

Ithica Elementary School

Indicator	2018
Content Mastery	82.4
Progress	78.3
Closing Gaps	52.1
Readiness	83.8
CCRPI Score	76.7

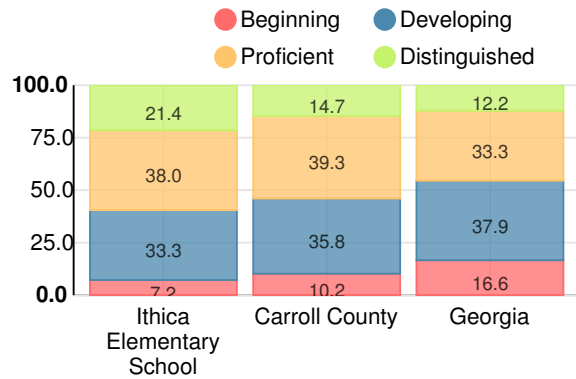
English

Percent of students scoring in each performance level on 2018 Georgia Milestones for elementary grades



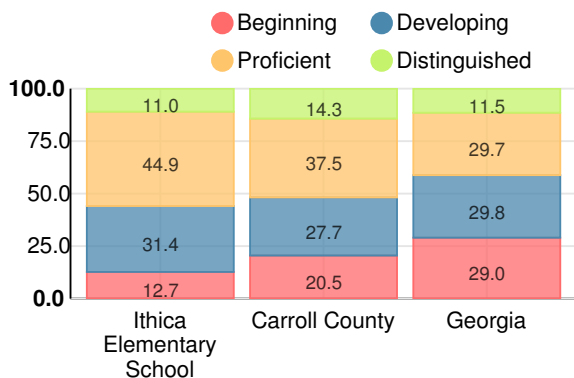
Mathematics

Percent of students scoring in each performance level on 2018 Georgia Milestones for elementary grades



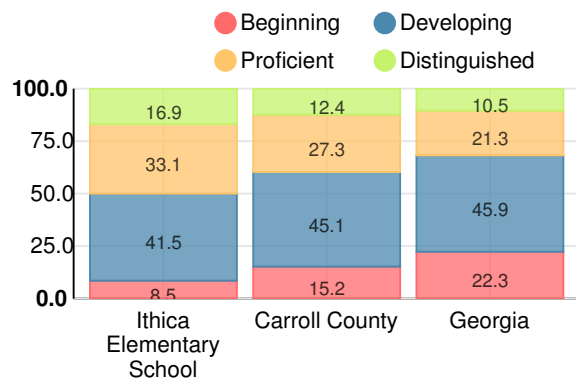
Science

Percent of students scoring in each performance level on 2018 Georgia Milestones for elementary grades



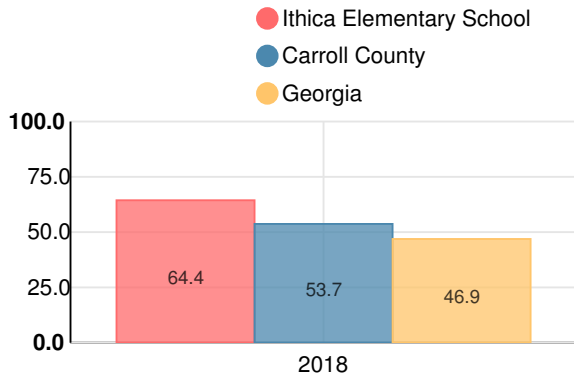
Social Studies

Percent of students scoring in each performance level on 2018 Georgia Milestones for elementary grades



**Reading at or above the Grade Level Target
(3rd Grade)**

Percent of students in grade 3 achieving Lexile measure equal to or greater than 670



**Reading at or above the Grade Level Target
(5th Grade)**

Percent of students in grade 5 achieving Lexile measure equal to or greater than 920

