



# Sand Hill Elementary School

 45 Sandhill Ln, Carrollton, GA 30116

 (770)832-8541

 Grades: K-5

 Enrollment: 736 students

## Performance Snapshot

- Sand Hill Elementary School's **overall performance is higher than 77% of schools in the state** and is similar to its district.
- Its students' **academic growth is higher than 72% of schools in the state** and lower than its district.
- **59.4% of its 3rd grade students are reading at or above the grade level target.**
- Sand Hill Elementary School is **Beating the Odds**, meaning that it performs better than similar schools.

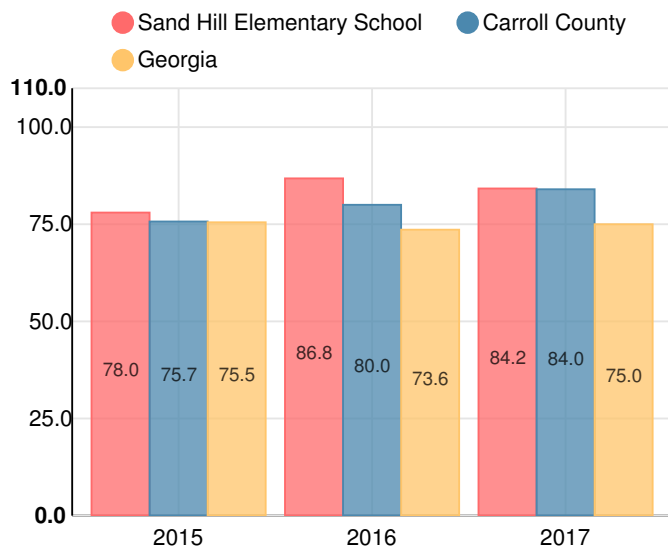
## School Wide

**B**  
**84.2**

Year	Sand Hill Elementary School
2017	B
2016	B
2015	C
2014	C
2013	B

Grade conversion	
A	90 - 100
B	80 - 89.9
C	70 - 79.9
D	60 - 69.9
F	0 - 59.9

## CCRPI Single Score



Student Mobility Rate

18.2%

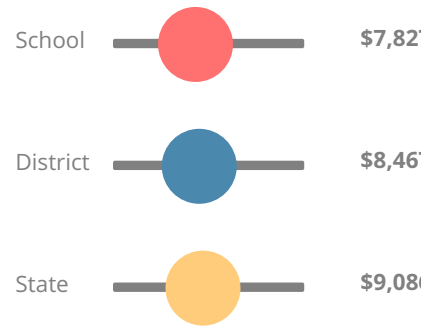
School Climate Star Rating



Financial Efficiency Star Rating

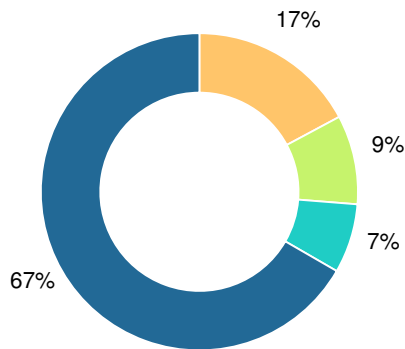


Per Pupil Expenditures



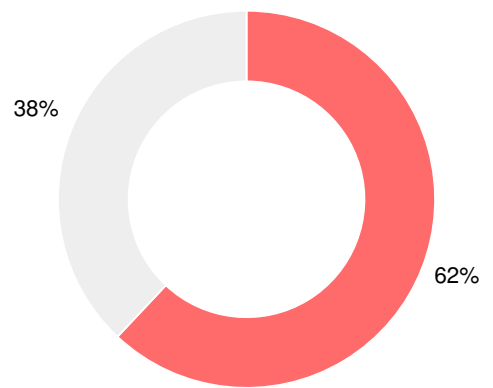
Race/Ethnicity

- Asian/Pacific Islander
- American Indian/Alaskan
- Black
- Hispanic
- Multi-racial
- White



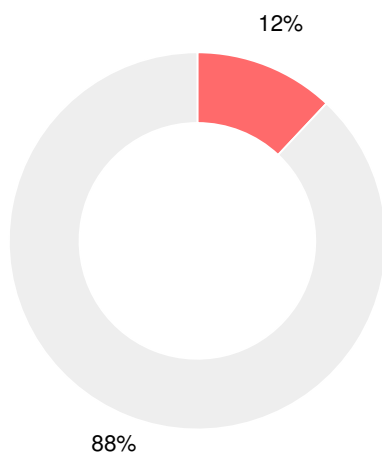
Free/Reduced-Price Lunch (FRL)

- FRL
- Not FRL



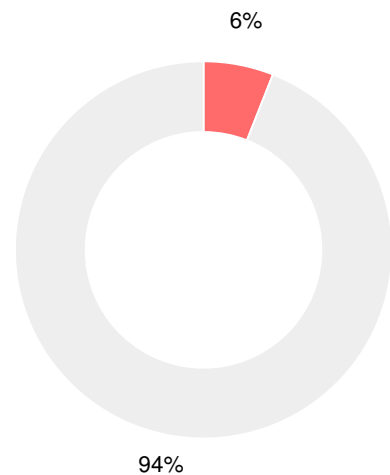
Students with Disability (SWD)

- SWD
- Not SWD



English Language Learners (ELL)

- ELL
- Not ELL



# Elementary

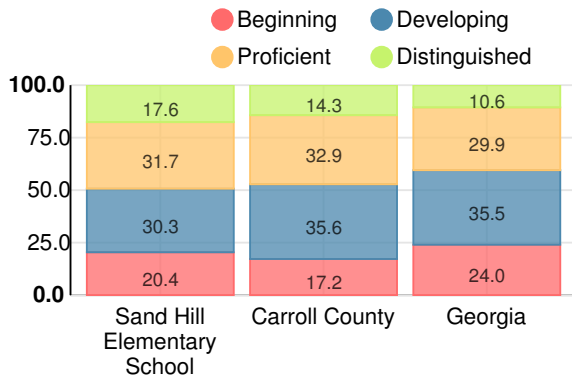
## CCRPI Score

### Sand Hill Elementary School

Indicator	2017
Achievement	35.5
Progress	36.7
Gap	6.7
Challenge	5.3
<b>CCRPI Score</b>	<b>84.2</b>

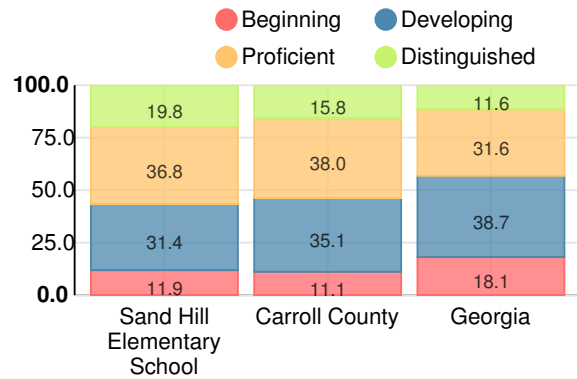
### English

Percent of students scoring in each performance level on 2017 Georgia Milestones for elementary grades



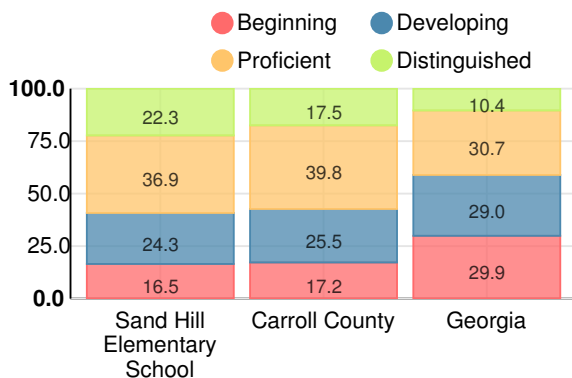
### Mathematics

Percent of students scoring in each performance level on 2017 Georgia Milestones for elementary grades



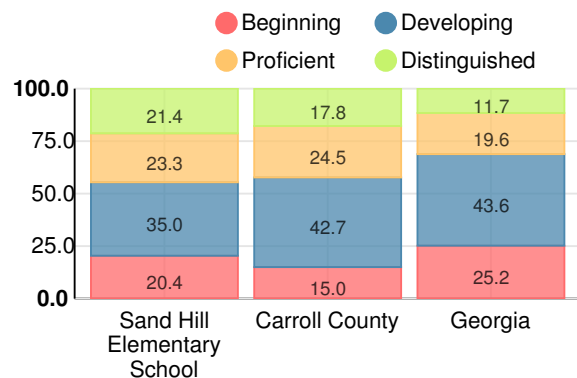
### Science

Percent of students scoring in each performance level on 2017 Georgia Milestones for elementary grades



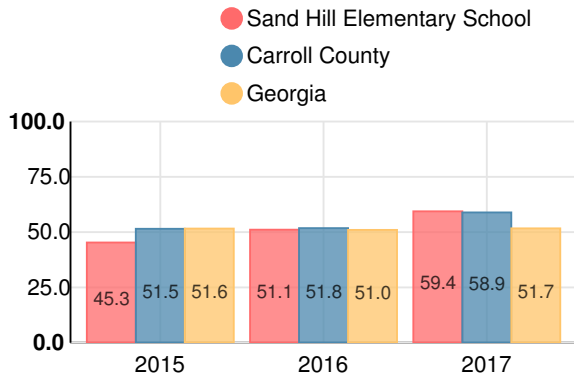
### Social Studies

Percent of students scoring in each performance level on 2017 Georgia Milestones for elementary grades



**Reading at or above the Grade Level Target (3rd Grade)**

Percent of students in grade 3 achieving Lexile measure equal to or greater than 650



**Reading at or above the Grade Level Target (5th Grade)**

Percent of students in grade 5 achieving Lexile measure equal to or greater than 850

