


Pickens' Post

September 25, 2017

This Week....



Tomorrow is Johnny Appleseed Day!
We are looking forward to a fun day with lots of apple activities.


We will begin learning about blending sounds to make words. We are also learning how to write our first name correctly. In math we are learning about numbers 6-10 and composing/decomposing numbers 0-5.

Coming Up...



Sept. 26th- Johnny Appleseed Day
Oct. 5th-Fall Pictures
Oct. 6th-Grandparents' Day
Oct. 9th & 10th-Fall Break (No School)


Sight Words



Keep practicing your sight words. I will test again Friday, September 29th! Keep up the great work!!

Below are some fun ways to practice your sight words at home.

- Make an extra set of cards & play memory.
- Make the words using play-dough.
- Flashlight words---tape the words up on the ceiling and turn off the lights. Use the flashlight to read the words.



We will taste testing lots of apple treats on Johnny Appleseed Day. We will be graphing our favorite apple snack. We are in need of different apple treats. If you are able to send in a food that is made of apples please let me know. Some examples are:

- Red apples
- Green apples
- Yellow apples
- Apple Jacks
- Apple sauce
- Apple cider
- Apple juice

Fall Festival Basket



Be on the lookout for info about our Fall Festival Basket. Our homeroom moms will be sending home info in the next few weeks.

LSGT (Local School Governance Team)

Our school's LSGT meets the last

Thursday of every month @5:00. The



public is invited.

Sight Word Flashcards with Adobe Voice


Download Adobe Voice to your tablet or phone (Its free) Download a QR scanner. Have your child scan the QR code and practice their sight word list. Adobe Voice will read the sight word to your child if they do not know it. Please keep the back of this newsletter, so your child can practice the list they need. 😊



List 1



List 2



List 3



List 4



List 5



List 6



List 7



List 8

