



# How Can I Prepare My Child for the CRCT?

*Prepared by BMS teachers  
2012-2013*

# CRCT study guide

What is the **BEST** way to organize the sentences into a paragraph?

1. "Are you lost, fellow?" Tess asked, bending down to pat the tiny pooch on its head.
2. Picking up her phone, Tess dialed the phone number on the tag.
3. "Let's see if we can find out where you belong," she said.
4. Looking at the dog's collar, she noticed a tiny tag from a local veterinarian.
5. Tess looked at the scared little dog that had wondered onto the porch of her family's house and shook her head.
6. The dog whimpered and wagged its tail in response.

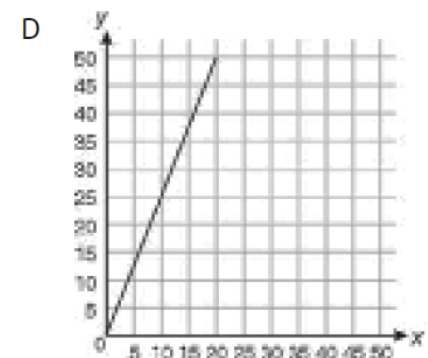
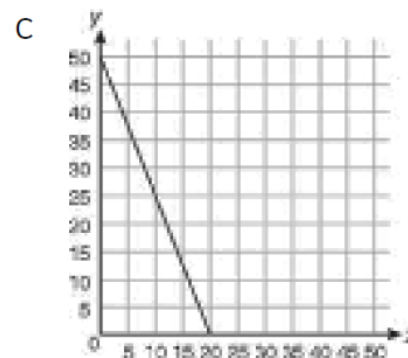
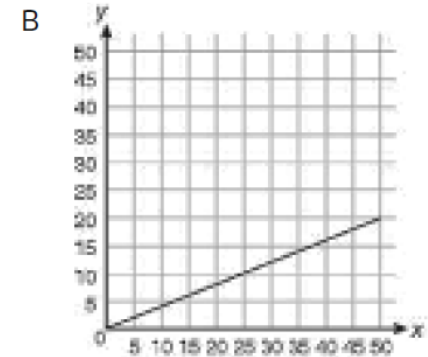
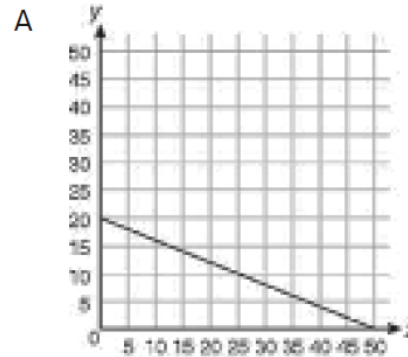
- A 5, 6, 1, 3, 2, 4  
B 1, 4, 2, 5, 6, 3  
C 1, 3, 4, 2, 5, 6  
D 5, 1, 6, 4, 2, 3



Look at the equation.

$$2x + 5y = 100$$

Which graph represents this equation?



# CRCT study guide

- Free from state department
- Includes all subject areas for grades 7 & 8.
- <http://bainbridgemiddle.dcboe.com/>
- Then go to CRCT study guide under testing information.
- Select grade 7 or 8.

# Study Island



8th Grade - Georgia CRCT Preparation

Select a Subject

[Click here to learn more about your standards](#)

Math (CCGPS)

ELA (CCGPS)

Science

Social Studies

Math (Common Core)

ELA (Common Core)

Math

Reading

English/L.A.

1. Which of the following is the correct definition of electrical energy?

A

energy that is transmitted in the form of electromagnetic waves

B

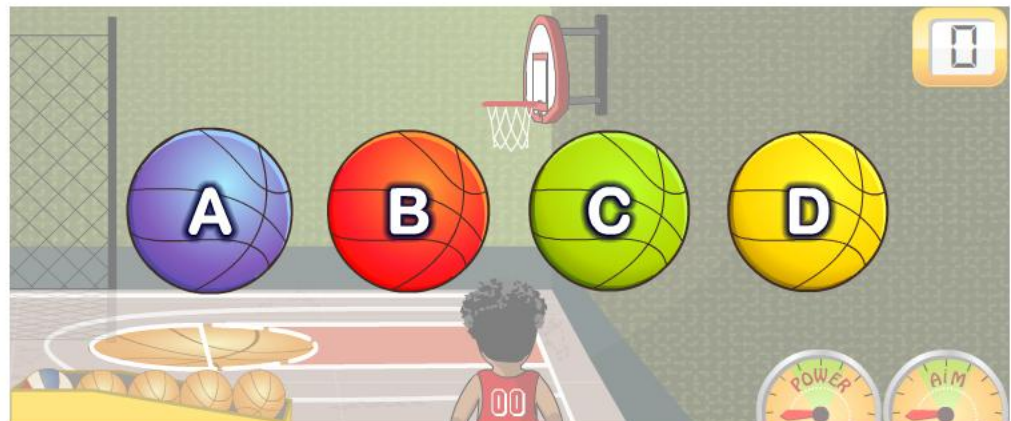
energy resulting from the flow of charged particles, such as electrons or ions

C

energy of an object due to the random motion of its atoms and molecules


D

energy an object has because of its motion or position



# Study Island Log in

- Go to : [www.studyisland.com](http://www.studyisland.com)
- Username- last name-bms
- Password- first name
  
- Example: John Whitman
- whitman-bms
- john



# OAS- Online assessment System



## Online Assessment System



*Making Education Work for All Georgians*  
Dr. John D. Barga, State School Superintendent

Click on a subject to take your test.



Language



Math



Reading



Science



Social Studies

These brief student tests provide students with the opportunity to gain familiarity with the types of questions that they will encounter when they take the CRCT or GHS GT in the spring. Each test covers all of the major topics in a particular subject area that students are expected to receive instruction in during the current school year. Because the number of questions available on some topics is limited, certain questions may appear on more than one student test. Students may take these student tests as many



Student Test: Math, Grade 8, A Test 65 (ST180920080.2.10.652) - Windows Internet Explorer provided by Decatur County Schools

<https://www.georgiaoas.org/servlet/a2I-Test>

Online  
Assessment  
System


## Student Test: Math, Grade 8, A Test 65

1. What is the positive square root of 16?

- 8
- 4
- 4
- 16

# OAS- Online assessment System

- FREE- from state department
- Go to: [www.georgiaoas.org](http://www.georgiaoas.org)
- Username: grade 7 (grade 8)
- Password: grade 7 (grade 8)



# Khan Academy


LEARN ▾

COACH

ABOUT

DONATE

 KHANACADEMY

 Search for a video or topic

LOG IN

SIGN UP

Home

Knowledge Map

Math

Science & Economics

Computer Science

Humanities

Test Prep

Talks and Interviews

Coach Resources

Browse all videos

## Math

Knowledge Map

Arithmetic and pre-algebra

Algebra

Geometry

Trigonometry and precalculus

Calculus

Probability and statistics

Differential equations

Linear algebra

Applied math

Brain teasers

Vi Hart

 Community Questions

### One-dimensional motion

21

In this tutorial we begin to explore ideas of velocity and acceleration. We do exciting things like throw things off of cliffs (far safer on paper than in real life) and see how high a ball will fly in the air.

### Two-dimensional motion

25

You understand velocity and acceleration well in one-dimension. Now we can explore scenarios that are even more fun. With a little bit of trigonometry (you might want to review your basic trig, especially what sin and cos are), we can think about whether a baseball can clear the "green monster" at Fenway Park.

### Forces and Newton's Laws of Motion

21

This tutorial is the meat of much of classical physics. We think about what a force is and how Newton changed the world's (and possibly your) view of how reality works.

### Work and energy

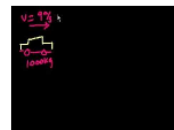
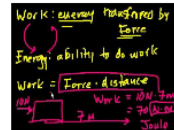
10

Work and energy. Potential energy. Kinetic energy. Mechanical advantage. Springs and Hooke's law.

### Impacts and linear momentum

4


Linear momentum. Conservation of momentum. Elastic collisions.





# Khan Academy

- Free videos for math and science
- [www.khanacademy.org](http://www.khanacademy.org)
- You don't need an account



# Science Review

Browser address bar: <http://my.hrw.com/tabnav/controller.jsp?isbn=0030935539>

Page title: HOLT, RINEHART AND WINSTON

Navigation: Home Help Holt Online Learning Logout

Page content:

Chapter 3: States of Matter Section 3: Changes of State

Tools: [Dropdown]

Book Pages eActivities Student Resources Teacher Resources

Previous | Page: 74 | Go! | Next

## Section 3

### Changes of State

It can be tricky to eat a frozen juice bar outside on a hot day. In just minutes, the juice bar will start to melt. Soon the solid juice bar becomes a liquid mess.


**What You Will Learn**

- Describe how energy is involved in changes of state.
- Describe what happens during melting and freezing.
- Compare evaporation and condensation.
- Explain what happens during sublimation.
- Identify the two changes that can happen when a substance loses or gains energy.

As the juice bar melts, it goes through a change of state. In this section, you will learn about the four changes of state shown in **Figure 1** as well as a fifth change of state called *sublimation* (SUHB luh MAY shuhn).

**Figure 1** Changes of State

The terms in the arrows are changes of state. Water commonly goes through the changes of state shown here.



The diagram illustrates the water cycle with four changes of state shown in arrows: Freezing (solid to liquid), Melting (liquid to solid), Evaporation (liquid to gas), and Condensation (gas to liquid). A cloud is shown at the top, and a cube of ice is shown on the left.

**Reading Help**

**Help for Understanding**

- Textbook page as printed
- Guided Reading in English
- Guided Reading in Spanish
- Vocabulary
  - change of state
  - melting **GPS VOCAB**
  - evaporation
  - boiling **GPS VOCAB**
  - condensation
  - sublimation
- Reading Strategy

**Georgia Performance Standards**

**Additional Resources**

- Visual Concept
  - Energy


**Teacher Resources**

- Lesson Cycle and Wrap Items
- Chapter Planning Guide
- Chapter Resources
- Chapter Enrichment
- Georgia Standards Chart

System tray: 12:20 PM 3/26/2013

# Science review (8<sup>th</sup> grade)

- Science textbook available online:
- [www.my.hrw.com](http://www.my.hrw.com)
- Username: bcats2      password: v8u6u
  
- Online textbook and practice



# Teacher Websites:

|                      |  |
|----------------------|--|
| Clark, Patrick       | Connections / Conditioning                               |
| Clark, Thomas        | Library Skills/Instructional Technology                  |
| Conley, Gina         | 7th Grade - Topaz Team / Science                         |
| Conner, Greta        | 7th Grade - SapphireTeam / Science                       |
| Copeland, Angela     | 8th Grade - Onyx Team / Math                             |
| Deal, Brandi         | 7th Grade - Pearl Team / Language Arts                   |
| Digby, Lori          | 8th Grade - Diamond Team / Science                       |
| Donalson, Amy        | 7th Grade - Sapphire Team / Language Arts                |
| Duke, Angela         | 7th Grade - Sapphire Team/Co-Teacher                     |
| Dunn, Levi           | Connections / Agriculture                                |
| Elliott, Carl        | Connections / Physical Education                         |
| Gadson, Bennie       | 8th Grade Diamond Team / Social Studies                  |
| Glass, Nicole        | 7th Grade - Exceptionalities Teacher & Contact Person    |
| Greene, Yvette       | 8th Grade - Emerald Team / Language Arts                 |
| Griffin, Fran        | 7th Grade - Sapphire Team/Social Studies                 |
| Grubbs, Susan        | 7th Grade - Topaz Team/ Reading                          |
| Gurley, Hattie       | 8th Grade - Emerald Team/Social Studies                  |
| Harrell, Cindy       | 7th Grade - Pearl Team/Math                              |
| Hartsfield, Rebecca  | PLC ALTO   |
| Hawkins, Lea         | 7th Grade - Pearl Team/Reading                           |
| Hufstetler, Michelle | 8th Grade - Emerald Team / Science                       |
| Jarrett, Lindsey     | Connections / English Speakers of Other Languages (ESOL) |
| Kirkland, Karen      | 8th Grade - Emerald Team / Co-Teacher                    |
| Lennard, Donna       | 7th Grade - Topaz Team / Social Studies                  |
| Lewis, Mac           | Connections/Career Awareness                             |
| Logue, Christina     | 8th Grade - Onyx Team / Science                          |
| Logue, Justin        | 8th Grade - Emerald Team / Math                          |
| Lynn, Cara           | School Nurse   |
| Maxwell, Heith       | 8th Grade - Onyx Team / Social Studies                   |
| McCann, Linda        | 8th Grade - Diamond Team / Math                          |
| Nicholson, Jimmy     | Garnet Team / Exceptionalities Teacher (7-8)             |
| Odom, Neva           | 8th Grade - Onyx Team / Language Arts                    |

# Teacher Websites:

- <http://bainbridgemiddle.dcboe.com/>
- Then BMS Staff
- Select teacher's name



# Tips for Helping Your Child Be a Successful Test Taker:

- **Do praise** your child for the things he or she does well, and be supportive of his or her efforts, especially in areas or activities that are challenging. Kids who feel good about themselves and their abilities-and who aren't fearful about making mistakes-will feel more confident, and less anxious, when taking the test.
- Do talk with your child about what they're doing in class and ask what he or she is reading. Studies show that kids who talked with their families on a weekly basis about school and what they were reading scored higher on the national standardized reading test than kids who talked about these things with their families less often.
- Do limit your child's TV time. Studies show that kids who watched fewer than three hours of television a day scored higher on the national reading test than those who watched more.

# Tips for Helping Your Child Be a Successful Test Taker: *(continued)*

- **Do express** a positive attitude about the test and confidence in your child's ability to do well on it. Research shows that parents' and teachers' attitudes influence children's attitudes. So if you're upbeat and encouraging about the test, your child is likely to feel good about it.
- **Do encourage** your child to read-newspapers, magazines, food labels, recipes, letters, and instructions, in addition to fiction and non-fiction books. Test makers draw on a wide variety of formats when choosing items to evaluate reading comprehension skills.
- **Do realize** that putting too much emphasis on the test and the results can increase your child's anxiety about the test. Too much anxiety can prevent your child from doing his or her best.

# Tips for Helping Your Child Be a Successful Test Taker: *(continued)*

- **Do reassure** your child that test scores are only one measure of his or her abilities, not the whole picture. Don't judge your child on the basis of his or her test score.
- Do ensure that your child gets a good night's sleep the night before the test and eats a nutritious breakfast the day of the test.



# Multiple Choice Test Taking Tips # 1

- Read the question before you look at the answer. In math, make sure you look at the sign! (+, x, or -)
- Come up with the answer in your head before looking at the possible answers, this way the choices given on the test won't throw you off or trick you.
- Eliminate answers you know aren't right.
- Read all the choices before choosing your answer.

# Multiple Choice Test Taking Tips # 2

- Don't keep changing your answer. Usually your first choice is the right one.
- In "All of the above" and "None of the above" choices, if you are certain one of the statements is true don't choose "None of the above" or one of the statements are false don't choose "All of the above".
- In a question with an "All of the above" choice, if you see that at least two correct statements, then "All of the above" is probably the answer.
- A positive choice is more likely to be true than a negative one.

# Multiple Choice Test Taking Tips # 3

- Usually the correct answer is the choice with the most information.
- Keep a positive attitude throughout the whole test and try to stay relaxed. If you start to feel nervous take a few deep breaths to relax.
- Pace yourself, don't rush. Read the entire question and pay attention to the details.
- Don't worry if others finish before you. Focus on the test in front of you.