

The background of the image is a spiral-bound notebook with a light-colored, textured cover. The spiral binding is visible on the left side. The text is centered on the page.

# Verb Conjugation

How to express yourself using regular verbs in Spanish.

# What is a verb?

A verb expresses action. It means to do something...to walk, to talk, to dance, to sing, to run, etc.

# Verb Conjugation????

- Conjugating a verb means to change a verb to agree with its noun
  - Example: In English you say “ I am”
  - But you wouldn’t say “You am” you would say “You are”
  - “I have” works but you wouldn’t say “She have”

# We do conjugate verbs in English so don't get frustrated.

- It will take some practice to master verb conjugation in Spanish. But you can do it!!!!



# Verbs can be regular or irregular

---

- Irregular verbs do not follow the pattern of conjugation


# There are 3 kinds of verbs in Spanish

- Verbs that end in –ar
- Verbs that end in –er
- Verbs that end in –ir
- Infinitive form a verb is the verb before you change it.
  - Hablar
  - Comer
  - Leer
  - escribir

# -AR VERBS



- The following endings only work for verbs that end in –ar
- Here are some examples of –ar verbs
  - Hablar—to talk
  - Caminar—to walk
  - Bailar—to dance
  - Cantar—to sing

A silver metal spiral binding is visible on the left side of the page, looping through a series of holes.

Take a moment and find some  
examples of –ar verbs in your  
vocabulary.



A spiral-bound notebook with a brown cover and a white page. The spiral binding is on the left side. The text "GREAT JOB!" is written in a bold, black, serif font in the upper right quadrant of the page. A thin horizontal line is drawn across the page, separating the text from the rest of the page.

**GREAT JOB!**

# Here are the –ar verb endings

<b>Pronoun</b> →	<b>Ending</b>	<b>Pronoun</b> →	<b>Ending</b>
<b>Yo</b>	<b>O</b>	<b>Nosotros</b>	<b>amos</b>
<b>Tú</b>	<b>as</b>	<b>Vosotros</b>	<b>áis</b>
<b>él, Ella, Usted</b> One thing	<b>a</b>	<b>Ellos, Ellas, Ustedes</b> Multiple things	<b>an</b>


# Here's how it works

- We'll use the verb "hablar" to start
- "hablar" means "to speak"
- Let's say "I speak"
  - Step 1: drop the –ar from the infinitive form of the verb
    - » Hablar becomes Habl
  - Step 2: choose your ending and add it to the end
    - » We want to say "I speak" so our ending is "o"
    - » Habl becomes yo hablo

# Let's do some more examples

- We want to say “He speaks”
- The verb is still “hablar” meaning to speak but we have to change it to make “he speaks”.
  - Step 1: Drop the –ar from the infinitive form
    - » Hablar becomes Habl
  - Step 2: Choose the ending and add it to the end
    - » Habl becomes él habla

# More examples



- You can do it! Don't get frustrated.
- “I sing” What verb do we need?
  - CANTAR MEANS TO SING
- What do we do next?
  - DROP THE –AR FROM THE INFINITIVE FORM
  - CANTAR BECOMES CANT
- Now what?
  - FIND THE RIGHT ENDING AND ADD IT TO THE END
  - CANT BECOMES CANTO



# Let's do some practice! Write the 3 steps.

1. We sing
2. I swim
3. They speak
4. She skates
5. I dance
6. He skis
7. You all (for) play sports
8. You (informal) play the guitar
9. They use the computer
10. The dog sings
11. My mom helps
12. Our cousins wash
13. You (inf) clean
14. You (for) work
15. I travel

1. Nosotros cantamos
2. Yo nado
3. Hablan
4. Ella patina
5. Yo bailo
6. Él esquia
7. Uds. practican deportes
8. Tú tocas la guitarra
9. Ellos usan la computadora
10. Él canta
11. Mi madre ayuda
12. Nuestros primos lavan
13. Tú limpias
14. Ud. trabaja
15. Yo viajo

A spiral-bound notebook with a light beige, textured cover. The spiral binding is on the left side. The text is centered on the cover.

**GREAT JOB!**

Ready for verbs that end in –er?



# -er verbs

Pronoun →	Ending	Pronoun →	Ending
Yo	O	Nosotros	emos
Tú	es	Vosotros	éis
él, Ella, Usted One thing	e	Ellos, Ellas, Ustedes Multiple things	en

A spiral-bound notebook with a light beige, textured cover. The metal spiral binding is visible on the left side. The text is centered on the page.

Yes, the endings are different but  
the same steps apply!

Let's practice!

# -er verb practice

1. I run
2. They eat
3. She reads
4. You all (inf) run
5. You (informal) drink
6. I eat
7. Todd reads
8. You (formal) run
9. The cats runs
10. They read

1. Yo corro
2. Ellos comen
3. Ella lee
4. Vosotros corréis
5. Tú bebes
6. Yo como
7. Todd lee
8. Ud. corre
9. Ellos corren
10. Ellos leen


# Wonderful!



- Now for verbs that end in *-ir*.

# -ir verbs

Pronoun →	Ending	Pronoun →	Ending
Yo	O	Nosotros	imos
Tú	es	Vosotros	ís
él, Ella, Usted One thing	e	Ellos, Ellas, Ustedes Multiple things	en

- 
- Yes, the –er verb and –ir verb endings are the same except for in the “we” form. Make sure you pay attention to that.

A spiral-bound notebook with a light beige, textured cover. The metal spiral binding is visible on the left side. The text is centered on the page.

Now let's see if you can apply all  
we've covered.

# Pon las frases en español.

- |                              |                                    |
|------------------------------|------------------------------------|
| 1. We speak                  | 1. Nosotros hablamos               |
| 2. They eat                  | 2. Ellos comen                     |
| 3. I write                   | 3. Yo escribo                      |
| 4. She walks                 | 4. Ella camina or anda             |
| 5. He drinks                 | 5. Él bebe                         |
| 6. You (informal) live       | 6. Tú vives                        |
| 7. Tina dances               | 7. Ella baila                      |
| 8. You all write (formal)    | 8. Uds. Escriben                   |
| 9. Mark and Jen read         | 9. Ellos leen                      |
| 10. My father and I open     | 10. Nosotros abrimos               |
| 11. You (Formal) believe     | 11. Ud. Cree                       |
| 12. John buys                | 12. Él compra                      |
| 13. I wash                   | 13. Yo lavo                        |
| 14. You (inf) open           | 14. Tú abres                       |
| 15. My father learns         | 15. Mi padre aprende               |
| 16. My cousins travel        | 16. Mis primos viajan              |
| 17. You all (for) decide     | 17. Uds. deciden                   |
| 18. The stepmoms and I write | 18. Las madrastras y yo escribimos |
| 19. Carolina cleans          | 19. Carolina limpia                |
| 20. We answer                | 20. Nosotros contestamos           |



A spiral-bound notebook with a light beige, textured cover. The metal spiral binding is visible on the left side. The text "QUESTIONS?????" is printed in the center in a black, serif font.

QUESTIONS?????