







Reading Strategies That Good Readers Use








Use Decoding/Phonics

Look for familiar spelling patterns and word parts to help you decode longer words as you read.








Make and Confirm Predictions

Think about what might happen next in a story. Read to find out whether you are right. Make a new prediction as you read.








Create Mental Images

Picturing in your mind what you are reading can help you understand and enjoy a selection. Pay attention to descriptive details.



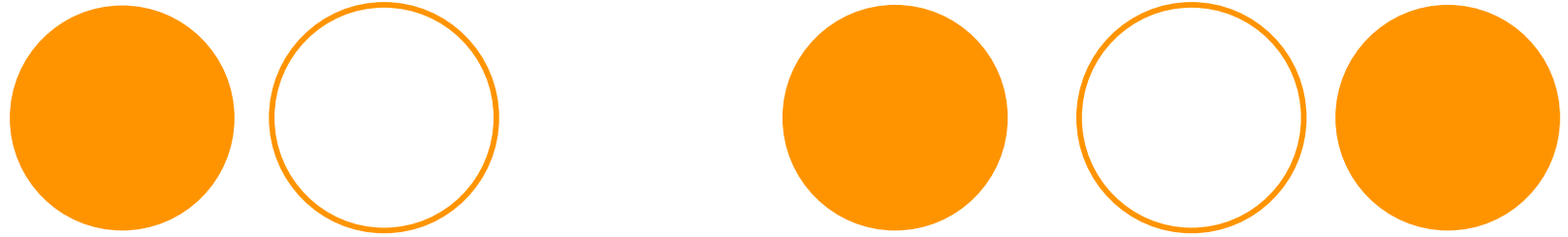
Self-Question

Learn to ask yourself good questions as you read. This will help you check your understanding and focus on important ideas in the selection.




Summarize

Tell or list the main points of the selection or the main things that happened. This will help you understand and remember what you read.




Read Ahead

If you are having trouble understanding something in a selection, such as who a certain character is, don't give up! Keep reading. The meaning may become clearer when you have more information.




Reread to Clarify

If something doesn't make sense, you may have missed an important points. Try reading the passage again or going back to an earlier part of the selection.








Use Context to Confirm Meaning

After you read an unfamiliar or difficult word, ask yourself whether what you read makes sense in the sentence and whether it fits what is happening in the selection. By paying attention to the words around unfamiliar words, you can learn many new words.



Use Text Structure and Format

find clues to meaning by looking at how the author organized the information. Is it arranged in time order? By main idea and details? Look at the heading and captions.



Adjust Reading Rate

Think about the type of selection you are reading. A selection that has a lot of fact and details may have to be read more slowly than a story about a character your age.