



MATH NEWS

Volume 1

Kindergarten Math

1st 9 Weeks

1st 9 Weeks

Math Parent Letter

Welcome to Kindergarten! We are so excited to begin this year, and see your child's mathematical knowledge grow. This newsletter is designed to give parents and students a better understanding of the math concepts found in the Georgia Standards of Excellence. During this first nine weeks your child will begin to rote count and develop their understanding of numbers. We will begin to explore shapes and classify objects. We look forward to teaching your child and helping each one master these standards.

COUNTING GOALS:

- ❖ SAY NUMBER NAMES WHILE COUNTING TO 44.
- ❖ COUNT TO TELL THE NUMBER OF OBJECTS UP TO 10.

NUMBER GOALS:

- ❖ WRITE NUMBERS 0-10.
- ❖ BEGIN TO UNDERSTAND COMBINING SETS OF NUMBERS.

MEASUREMENT/DATA GOALS:

- ❖ CLASSIFY OBJECTS BY ATTRIBUTES.
- ❖ COUNT THE NUMBER OF OBJECTS IN CATEGORIES.

GEOMETRY GOALS:

- ❖ IDENTIFY LOCATION AND POSITION OF SHAPES IN THE ENVIRONMENT.
- ❖ IDENTIFY AND BEGIN TO DESCRIBE SHAPES.

VOCABULARY

THIS LIST IS NOT INTENDED FOR MEMORIZATION. IT IS A GUIDE TO HELP YOU UNDERSTAND THE LANGUAGE OF THE CLASSROOM.

Attribute- a characteristic of an object such as color, shape, size, etc.

Classify- sort into categories or groups.

Combine- put together or join sets.

Count- name units of a group one by one.

Counters – any object used for counting (cubes, beans, cereal, pennies, etc.).

Digit- any of the symbols 0, 1, 2,3,4,5,6,7,8, or 9.

Positional words- Words that describe a location (above, below, beside, next to, in front of, behind).

Number- indicates “how many?” or “how much?”.

Numeral- a symbol used to represent a number (e.g. six, 6).

Rote Counting- to say numbers in correct sequence.

Set- a collection or group of objects or pictures.

Subitize- Instant recognition of a dot pattern.

Counting Focus

~ Students will begin to count orally and recognize patterns in the number sequence.

~ Students will count orally each day, focusing on the number of days in school. By the end of the nine week grading period they will rote count to 44.

~ Students will learn to move individual objects as they say each number word. This will help to develop one-to-one correspondence.

~Students will count out sets of objects up to 10.

~Students will need ongoing experiences with counting different objects at school and home.



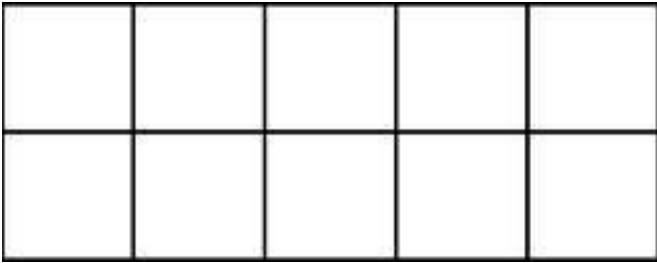
Number Focus

- ~Students will write numbers 1-9, followed by 0 and 10.
- ~ Students will understand the relationship between numbers and quantities.
- ~ Students will count to answer “how many?” focusing on numbers 0-10.
- ~Students will begin to develop an understanding that smaller sets of objects exist within larger sets. (Ex. 5 can be created by combining 3 and 2 or 4 and 1.)



Common Classroom Tool

Ten Frame- used to develop a good concept of number



Suggested activities for home practice:

Suggestions for counters: pennies, buttons, cereal, dry beans, stickers, popcorn, small toys, skittles, etc.

- ✓ Look for shapes in your home.
- ✓ Sort buttons, socks, toys, coins, etc.
- ✓ Practice counting out 10 pennies from a pile.
- ✓ Write numbers.
- ✓ Always ask “how many?” they counted after counting a set or group.
- ✓ Practice describing location of objects using positional words.
- ✓ Count out loud as you pick up toys.
- ✓ Count road signs when traveling.
- ✓ Ask your child to show you a certain amount, such as 2 books, 4 crayons, etc.











Thank you for practicing math skills daily with your child. Feel free to contact your child's teacher for additional suggestions or ideas.

Measurement and Data Focus

- ~Students will classify or sort objects into groups.
- ~ Students will count to record the number of classified objects.
- ~ Students will count to answer “how many?” in a sorted group.

Geometry Focus

- ~Students will describe objects and shapes in the environment using terms such as above, below, beside, in front of, behind, next to. (Ex. The dog is beside the doghouse, under the tree.)
- ~ Students will identify circles and triangles before moving on to squares, rectangles and hexagons.
- ~ Students will be introduced to 3-D shapes (cube, cone, cylinder, and sphere).

 Square	 Rectangle
 Circle	 Triangle
 Hexagon	 Cube
 Sphere	 Cylinder
Cone	