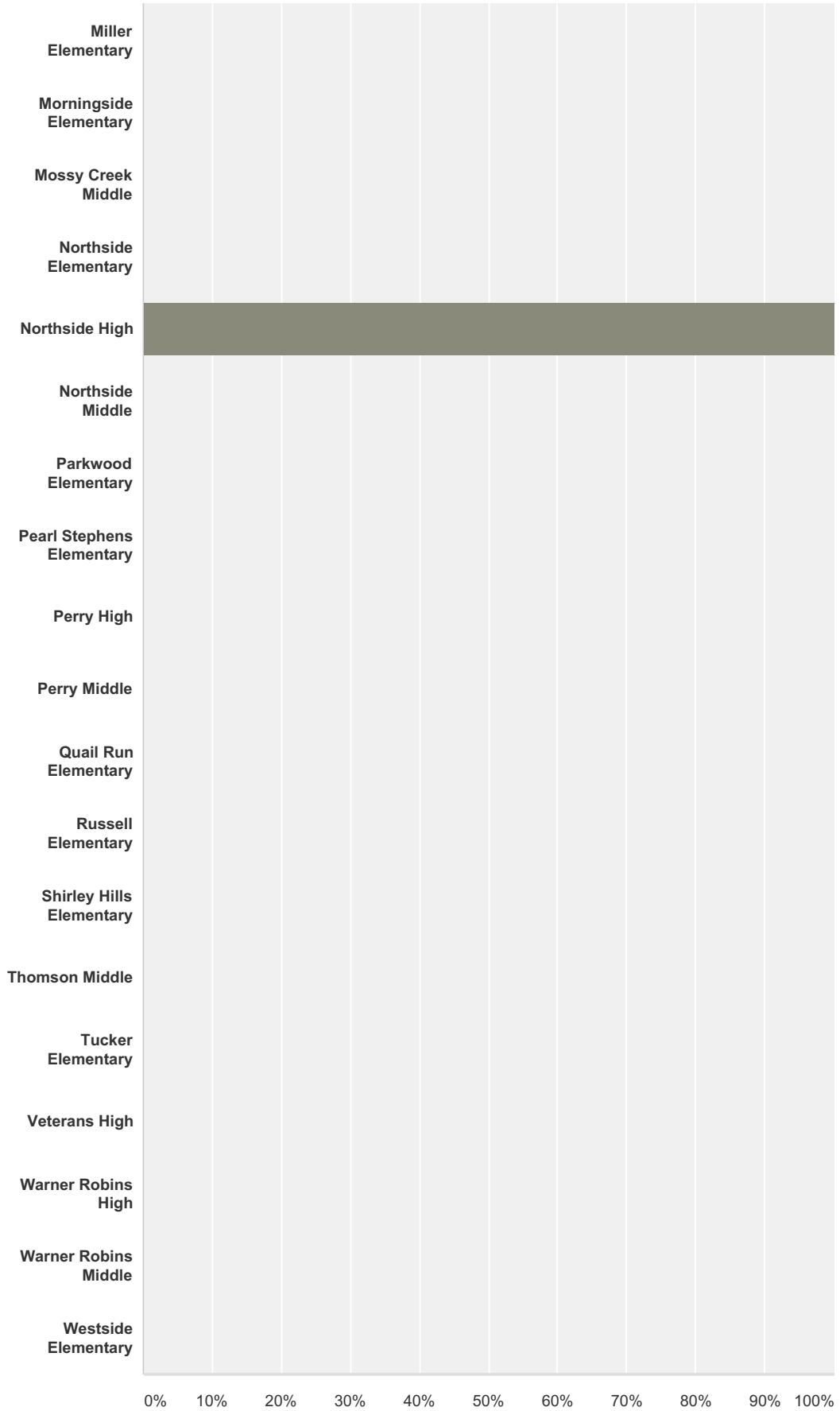


### Q1 My child attends

Answered: 164 Skipped: 0

Bonaire Elementary										
Bonaire Middle										
CB Watson Primary										
Centerville Elementary										
David Perdue Elementary										
David Perdue Primary										
Eagle Springs Elementary										
Feagin Mill Middle										
Hilltop Elementary										
Houston County High										
Ho County Career Academy										
Ho County Crossroads...										
Huntington Middle										
Kings Chapel Elementary										
Lake Joy Elementary										
Lake Joy Primary										
Langston Road Elementary										
Lindsey Elementary										
Matt Arthur Elementary										

# Houston County Parent Satisfaction Survey 2015 \*



## Houston County Parent Satisfaction Survey 2015 \*

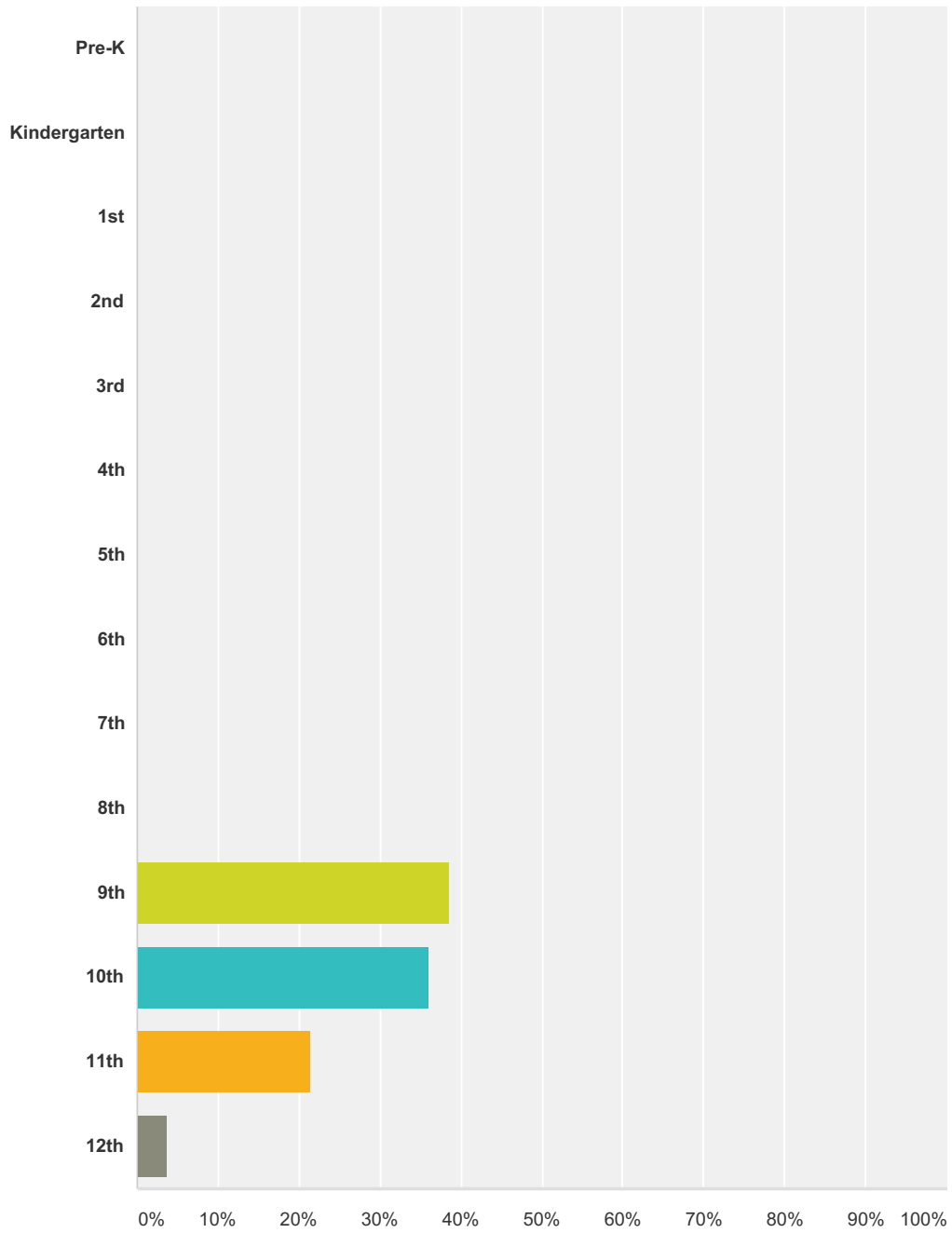
Answer Choices	Responses	
Bonaire Elementary	0.00%	0
Bonaire Middle	0.00%	0
CB Watson Primary	0.00%	0
Centerville Elementary	0.00%	0
David Perdue Elementary	0.00%	0
David Perdue Primary	0.00%	0
Eagle Springs Elementary	0.00%	0
Feagin Mill Middle	0.00%	0
Hilltop Elementary	0.00%	0
Houston County High	0.00%	0
Ho County Career Academy	0.00%	0
Ho County Crossroads Center	0.00%	0
Huntington Middle	0.00%	0
Kings Chapel Elementary	0.00%	0
Lake Joy Elementary	0.00%	0
Lake Joy Primary	0.00%	0
Langston Road Elementary	0.00%	0
Lindsey Elementary	0.00%	0
Matt Arthur Elementary	0.00%	0
Miller Elementary	0.00%	0
Morningside Elementary	0.00%	0
Mossy Creek Middle	0.00%	0
Northside Elementary	0.00%	0
Northside High	100.00%	164
Northside Middle	0.00%	0
Parkwood Elementary	0.00%	0
Pearl Stephens Elementary	0.00%	0
Perry High	0.00%	0
Perry Middle	0.00%	0
Quail Run Elementary	0.00%	0
Russell Elementary	0.00%	0

## Houston County Parent Satisfaction Survey 2015 \*

Shirley Hills Elementary	0.00%	0
Thomson Middle	0.00%	0
Tucker Elementary	0.00%	0
Veterans High	0.00%	0
Warner Robins High	0.00%	0
Warner Robins Middle	0.00%	0
Westside Elementary	0.00%	0
<b>Total</b>		<b>164</b>

**Q2 Select the grade that your child is currently in.**

Answered: 163 Skipped: 1



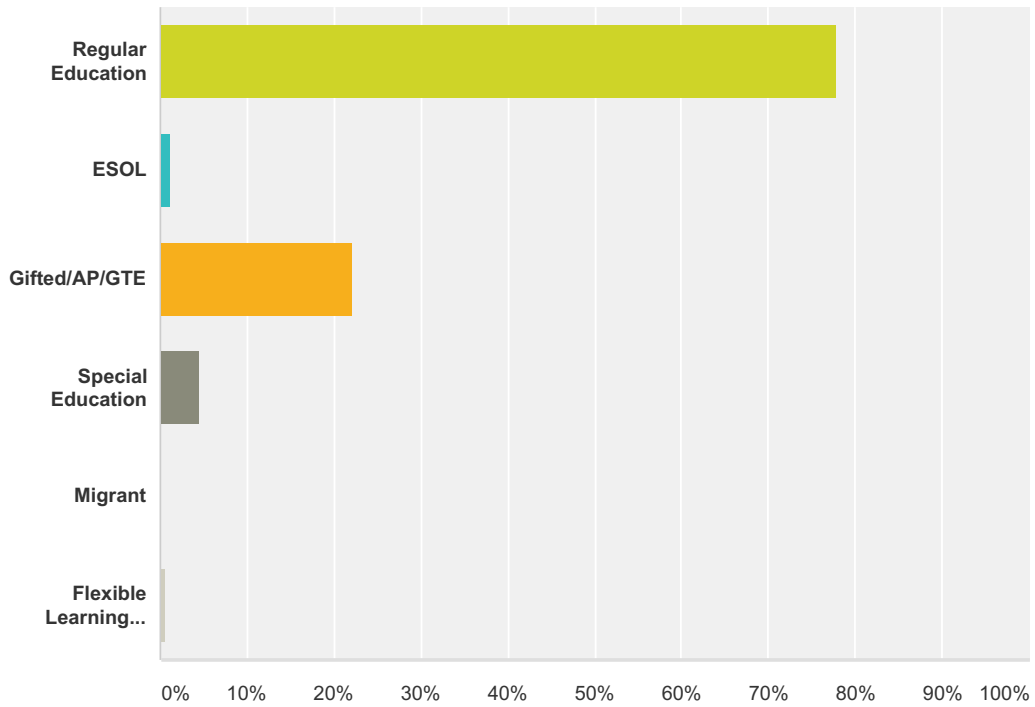
Answer Choices	Responses
Pre-K	0.00% 0
Kindergarten	0.00% 0
1st	0.00% 0

## Houston County Parent Satisfaction Survey 2015 \*

2nd	0.00%	0
3rd	0.00%	0
4th	0.00%	0
5th	0.00%	0
6th	0.00%	0
7th	0.00%	0
8th	0.00%	0
9th	38.65%	63
10th	36.20%	59
11th	21.47%	35
12th	3.68%	6
<b>Total</b>		<b>163</b>

**Q3 Select the program(s) in which your child participates.**

Answered: 153 Skipped: 11

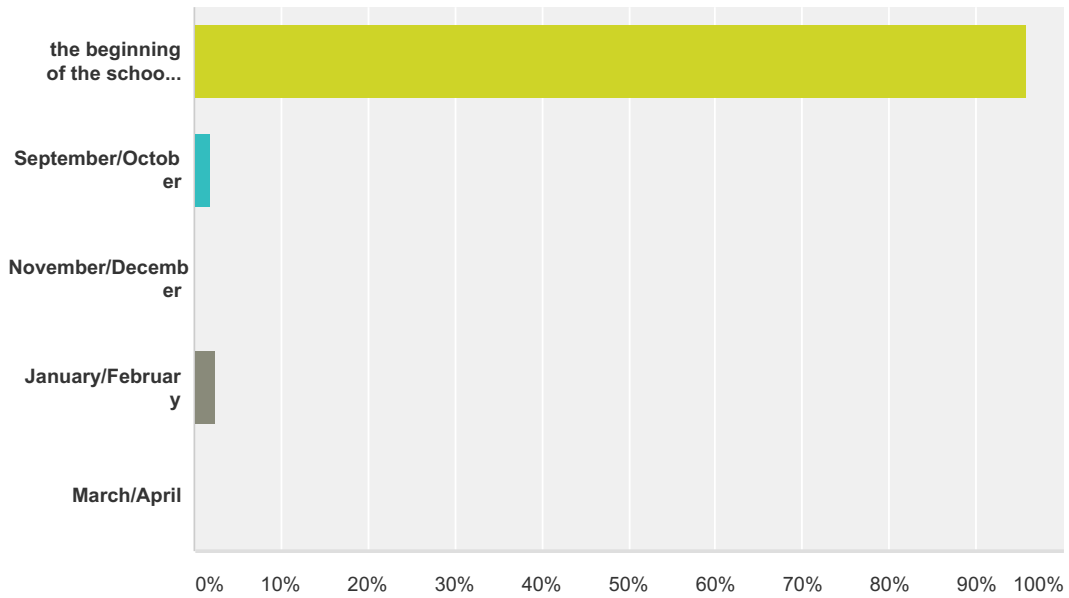


Answer Choices	Responses
Regular Education	77.78% 119
ESOL	1.31% 2
Gifted/AP/GTE	22.22% 34
Special Education	4.58% 7
Migrant	0.00% 0
Flexible Learning Program (if applicable)	0.65% 1
<b>Total Respondents: 153</b>	

#	Other (please specify)	Date
1	AP in jr/sr year	3/10/2015 2:41 PM
2	FFA	3/10/2015 12:15 PM
3	ROTC	3/10/2015 9:25 AM

**Q4 My child has been enrolled at this school since**

Answered: 164 Skipped: 0



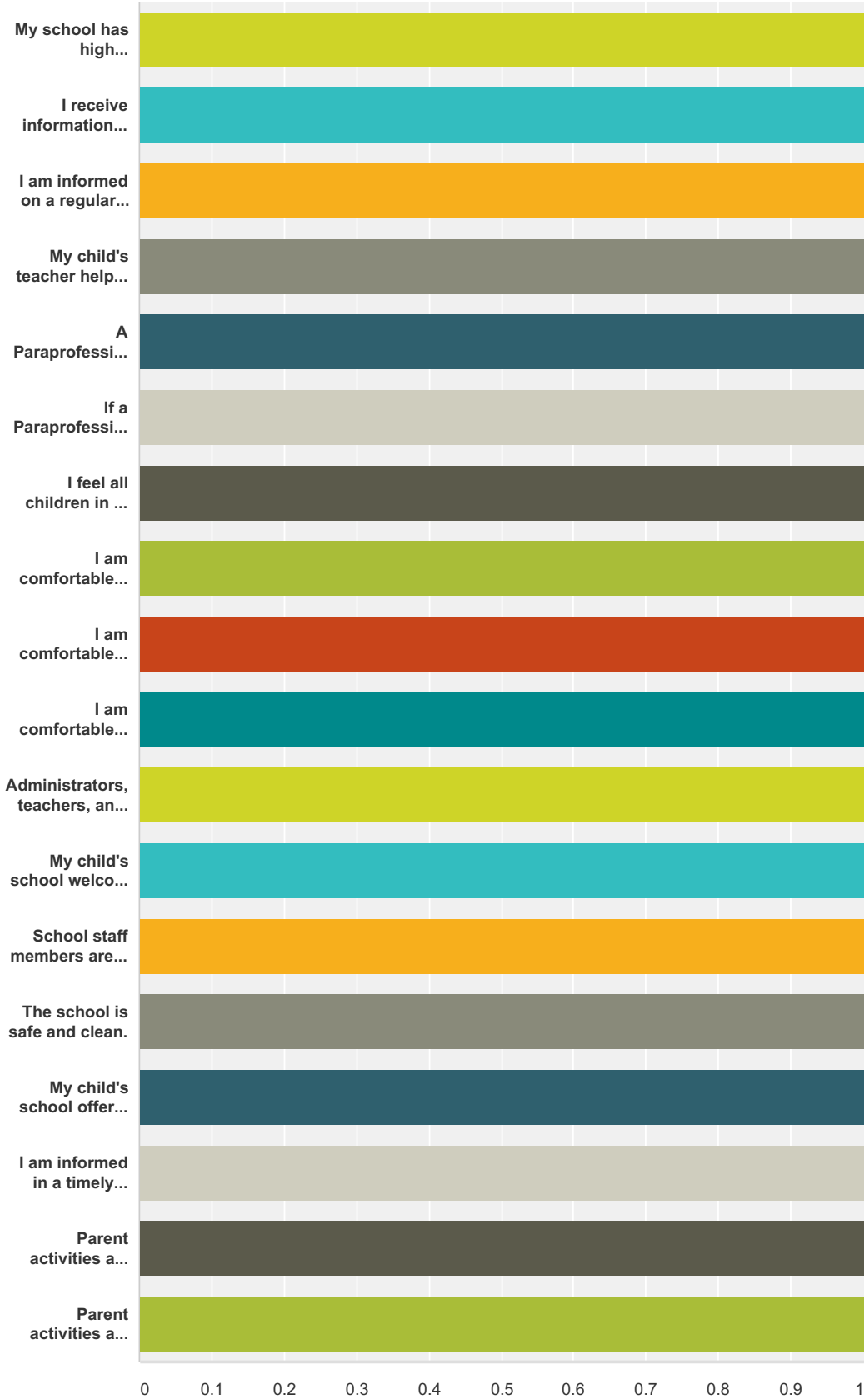
Answer Choices	Responses	Count
the beginning of the school year	95.73%	157
September/October	1.83%	3
November/December	0.00%	0
January/February	2.44%	4
March/April	0.00%	0
<b>Total</b>		<b>164</b>



**Q5 Please read each statement below, and indicate how much you agree or disagree.**

Answered: 162 Skipped: 2

# Houston County Parent Satisfaction Survey 2015 \*



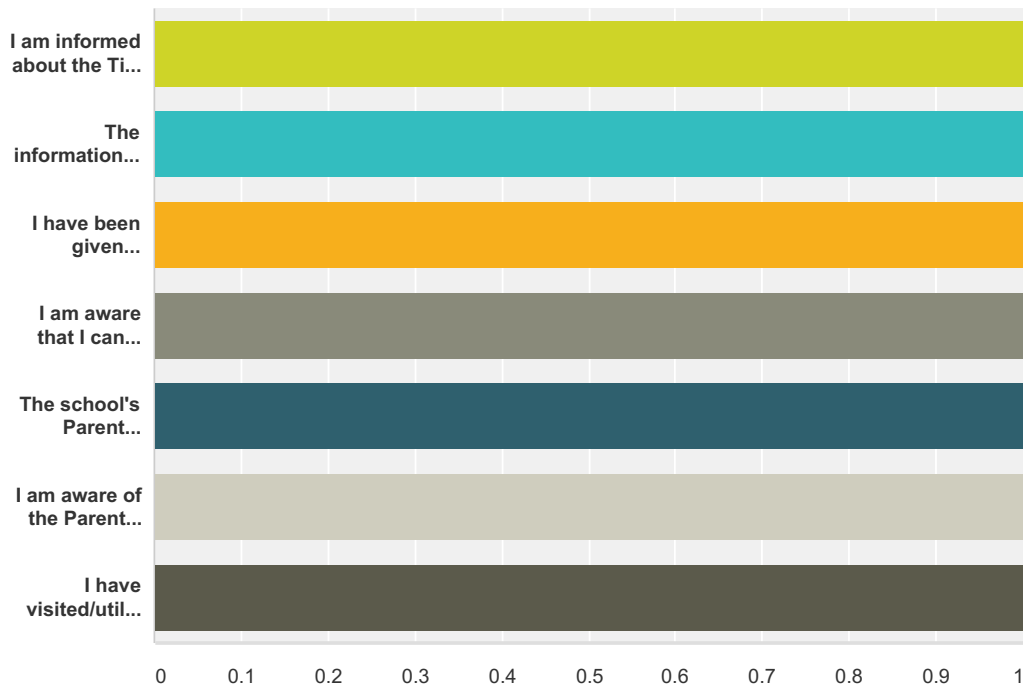
	All the time	Most of the time	Some of the time	None of the time	Total	Weighted Average

## Houston County Parent Satisfaction Survey 2015 \*

My school has high expectations for student achievement.	<b>69.14%</b> 112	<b>27.16%</b> 44	<b>3.09%</b> 5	<b>0.62%</b> 1	162	1.00
I receive information about grade-level standards and the academic requirements for my child's grade level.	<b>59.26%</b> 96	<b>23.46%</b> 38	<b>15.43%</b> 25	<b>1.85%</b> 3	162	1.00
I am informed on a regular basis about my child's academic progress.	<b>58.64%</b> 95	<b>28.40%</b> 46	<b>10.49%</b> 17	<b>2.47%</b> 4	162	1.00
My child's teacher helps my child understand things he or she needs to know in school.	<b>52.26%</b> 81	<b>33.55%</b> 52	<b>11.61%</b> 18	<b>2.58%</b> 4	155	1.00
A Paraprofessional works in my child's class(es).	<b>26.24%</b> 37	<b>15.60%</b> 22	<b>14.89%</b> 21	<b>43.26%</b> 61	141	1.00
If a Paraprofessional works in your child's class, does he/she help your child with things they need to know in school.	<b>39.20%</b> 49	<b>19.20%</b> 24	<b>10.40%</b> 13	<b>31.20%</b> 39	125	1.00
I feel all children in my child's school have the same opportunities for a good education.	<b>71.97%</b> 113	<b>22.29%</b> 35	<b>3.18%</b> 5	<b>2.55%</b> 4	157	1.00
I am comfortable talking with administrators at my child's school.	<b>75.63%</b> 121	<b>20.00%</b> 32	<b>3.13%</b> 5	<b>1.25%</b> 2	160	1.00
I am comfortable talking with teachers at my child's school.	<b>80.50%</b> 128	<b>12.58%</b> 20	<b>5.03%</b> 8	<b>1.89%</b> 3	159	1.00
I am comfortable talking with staff members at my child's school.	<b>79.75%</b> 126	<b>12.66%</b> 20	<b>5.70%</b> 9	<b>1.90%</b> 3	158	1.00
Administrators, teachers, and staff members openly communicate with parents.	<b>67.50%</b> 108	<b>23.75%</b> 38	<b>6.25%</b> 10	<b>2.50%</b> 4	160	1.00
My child's school welcomes parental involvement and volunteerism.	<b>74.21%</b> 118	<b>23.27%</b> 37	<b>2.52%</b> 4	<b>0.00%</b> 0	159	1.00
School staff members are friendly, and I generally feel welcome at the school.	<b>76.88%</b> 123	<b>18.13%</b> 29	<b>5.00%</b> 8	<b>0.00%</b> 0	160	1.00
The school is safe and clean.	<b>72.67%</b> 117	<b>22.98%</b> 37	<b>3.73%</b> 6	<b>0.62%</b> 1	161	1.00
My child's school offers workshops or activities that educate/inform parents about the curriculum and how to help improve students' success in school.	<b>60.25%</b> 97	<b>32.92%</b> 53	<b>5.59%</b> 9	<b>1.24%</b> 2	161	1.00
I am informed in a timely manner about parent activities and events.	<b>66.46%</b> 107	<b>23.60%</b> 38	<b>7.45%</b> 12	<b>2.48%</b> 4	161	1.00
Parent activities and workshops are offered at various times.	<b>62.99%</b> 97	<b>23.38%</b> 36	<b>8.44%</b> 13	<b>5.19%</b> 8	154	1.00
Parent activities and opportunities are useful and beneficial.	<b>62.09%</b> 95	<b>24.84%</b> 38	<b>12.42%</b> 19	<b>0.65%</b> 1	153	1.00

**Q6 FOR TITLE I SCHOOLS ONLY---SKIP QUESTION 6 AND GO TO QUESTION 7 IF YOUR CHILD ATTENDS ONE OF THE FOLLOWING SCHOOLS: Bonaire Elementary, Bonaire Middle, DP Elementary, DP Primary, Feagin Mill Middle, Hilltop Elementary, Houston County High, Houston County Career Academy, Houston County Crossroads Center, Kings Chapel Elementary, LJ Elementary, LJ Primary, Matt Arthur Elementary, Mossy Creek Middle, Veterans High.**

Answered: 159 Skipped: 5



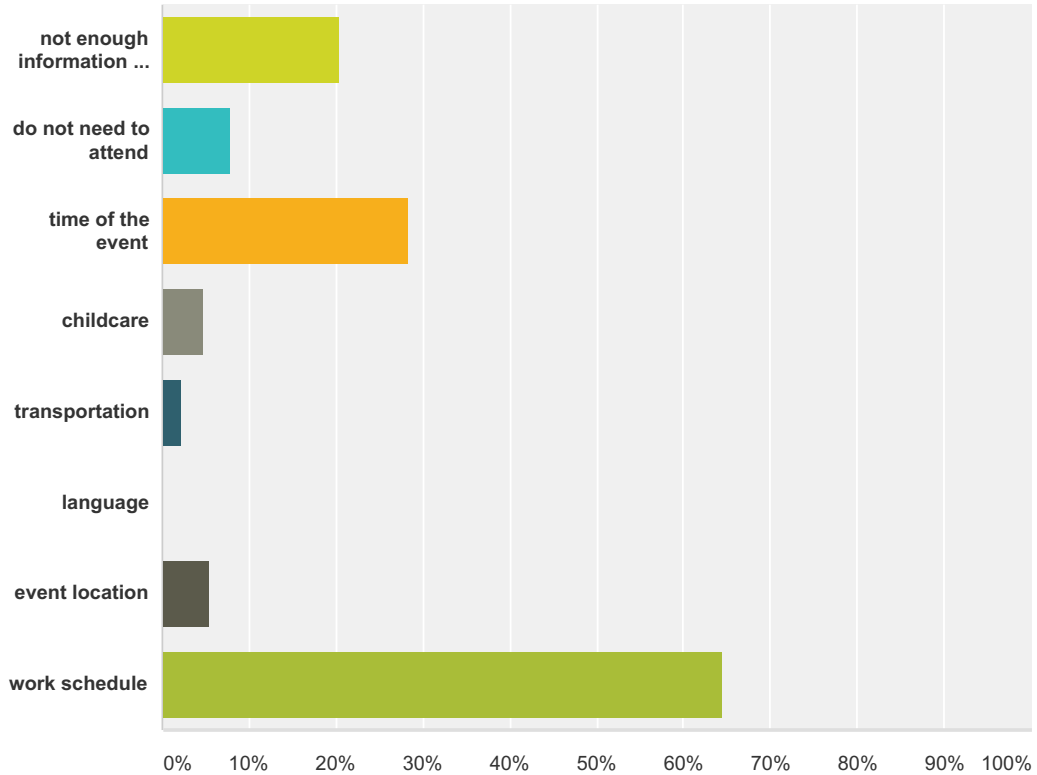
	Yes	No	Not Sure	Total	Weighted Average
I am informed about the Title I program at my child's school and received the Title I Parent Handbook containing the Parent Involvement Plan and School-Parent Compact.	83.44% 131	3.18% 5	13.38% 21	159	1.00
The information provided in the Title I Parent Involvement Plan and Compact is detailed and easy to understand.	82.39% 131	1.89% 3	15.72% 25	159	1.00
I have been given opportunities to provide input in the decision making process regarding the Parent Involvement Plan, Compact, Schoolwide Plan and budget at my child's school and district.	76.10% 121	11.32% 18	12.58% 20	159	1.00
I am aware that I can participate in shared decision making opportunities through parent input meetings, the Parent Action Team, and School Council.	81.13% 129	6.29% 10	12.58% 20	159	1.00
The school's Parent Involvement Coordinator assists families, supports parent activities, and is available for questions or concerns from parents.	83.65% 133	2.52% 4	13.84% 22	159	1.00

## Houston County Parent Satisfaction Survey 2015 \*

I am aware of the Parent Resource/Information Center in my child's school.	<b>79.25%</b> 126	<b>13.84%</b> 22	<b>6.92%</b> 11	159	1.00
I have visited/utilized the Parent Resource/Information Center.	<b>47.47%</b> 75	<b>43.67%</b> 69	<b>8.86%</b> 14	158	1.00

**Q7 If you have been unable to attend events at your child's school, what limits your participation? (check all that apply)**

Answered: 127 Skipped: 37



Answer Choices	Responses
not enough information or notice	20.47% 26
do not need to attend	7.87% 10
time of the event	28.35% 36
childcare	4.72% 6
transportation	2.36% 3
language	0.00% 0
event location	5.51% 7
work schedule	64.57% 82
<b>Total Respondents: 127</b>	

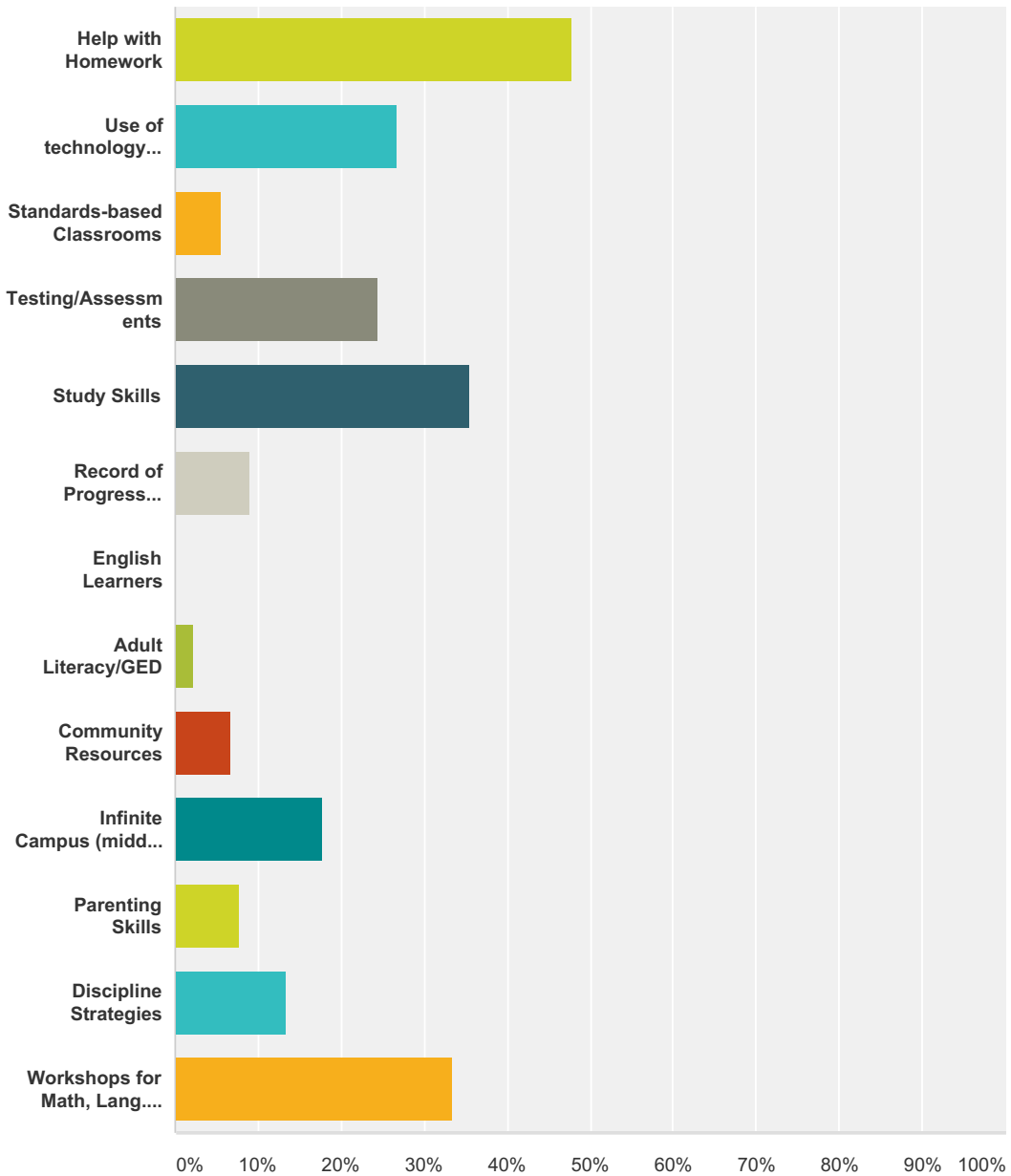
#	Other (please specify)	Date
1	Health issues	3/12/2015 10:50 AM
2	I do attend meetings.	3/12/2015 10:16 AM

## Houston County Parent Satisfaction Survey 2015 \*

3	Lack of notice for school plays!	3/12/2015 10:06 AM
4	I've never received any comuniation from the school other than a progress report.	3/12/2015 10:00 AM
5	Full time college student at night	3/11/2015 2:43 PM
6	Other events at the same time	3/11/2015 2:36 PM
7	Other obligations not permitting we to attend	3/11/2015 9:22 AM
8	NA	3/11/2015 9:09 AM
9	At times, notice is quite on phone prior on event which does not leave enough time to change/ adjust schedule.	3/10/2015 2:25 PM
10	None	3/10/2015 2:20 PM
11	Parents are disable to attend the event	3/10/2015 2:12 PM
12	Will be more actively involved after tax season.	3/10/2015 12:20 PM
13	I'm very flexible, when it comes to Rickey education and him participating special activities.	3/10/2015 10:09 AM
14	I'm very flexible, when it comes to Rickey education and him participating special activities.	3/10/2015 10:08 AM
15	I'm very flexible, when it comes to Rickey education and him participating special activities.	3/10/2015 10:08 AM
16	I'm very flexible, when it comes to Rickey education and him participating special activities.	3/10/2015 10:08 AM
17	I'm very flexible, when it comes to Rickey education and him participating special activities.	3/10/2015 10:08 AM
18	I'm very flexible, when it comes to Rickey education and him participating special activities.	3/10/2015 10:08 AM
19	Spend time with mother	3/10/2015 10:07 AM
20	Spend time with mother	3/10/2015 10:07 AM
21	I'm very flexible, when it comes to Rickey education and him participating special activities.	3/10/2015 10:07 AM
22	We attend all events!	3/10/2015 9:28 AM

**Q8 I would benefit from workshops in:  
(check all that apply).**

Answered: 90 Skipped: 74



Answer Choices	Responses
Help with Homework	47.78% 43
Use of technology (BYOD)	26.67% 24
Standards-based Classrooms	5.56% 5
Testing/Assessments	24.44% 22
Study Skills	35.56% 32



## Houston County Parent Satisfaction Survey 2015 \*

Record of Progress (K,1,2,3)	<b>8.89%</b>	8
English Learners	<b>0.00%</b>	0
Adult Literacy/GED	<b>2.22%</b>	2
Community Resources	<b>6.67%</b>	6
Infinite Campus (middle & high school only)	<b>17.78%</b>	16
Parenting Skills	<b>7.78%</b>	7
Discipline Strategies	<b>13.33%</b>	12
Workshops for Math, Lang. Arts, Science, Social Studies	<b>33.33%</b>	30
<b>Total Respondents: 90</b>		

#	Other (please specify)	Date
1	Tutoring, mentoring, career advisement.	3/12/2015 10:16 AM
2	NA	3/11/2015 9:09 AM
3	Math- they don't do math like they used too and I can't help my child on homework.	3/10/2015 2:41 PM
4	SAT Prep	3/10/2015 9:28 AM

## Houston County Parent Satisfaction Survey 2015 \*

### Q9 How do you think family/parent involvement can be improved at your child's school and/or at the district level?

Answered: 45 Skipped: 119

#	Responses	Date
1	I think it's going ok.	3/12/2015 10:50 AM
2	Marking or additional informational material for parents to be more involved.	3/12/2015 10:16 AM
3	Email Flyers call. Communication!	3/12/2015 10:00 AM
4	I feel that the amount given is alright	3/12/2015 9:11 AM
5	?	3/12/2015 9:07 AM
6	Make more accessible for parents that wome	3/12/2015 9:03 AM
7	Haven't been able to attend due to schedule	3/11/2015 2:43 PM
8	Not sure	3/11/2015 2:38 PM
9	By getting involved.	3/11/2015 12:36 PM
10	As much as parent involvement would love to do more student mentoring	3/11/2015 12:33 PM
11	Earlier notice	3/11/2015 11:13 AM
12	Hours more beneficial to working parents.	3/11/2015 10:42 AM
13	I'm content	3/11/2015 10:39 AM
14	Helping the parent understand the student work.	3/11/2015 10:28 AM
15	We have the best parent coordinator in the county. She consistency keeps us informed of upcoming events.	3/11/2015 9:22 AM
16	N/A	3/11/2015 9:16 AM
17	NA	3/11/2015 9:09 AM
18	Working more closely with teachers.	3/10/2015 2:36 PM
19	Have more work for students to earn extra credit.	3/10/2015 2:34 PM
20	No comment	3/10/2015 2:20 PM
21	I think with more of the family and more child efforts it can improve	3/10/2015 2:14 PM
22	By attending my child's activities at school.	3/10/2015 2:12 PM
23	It's fine	3/10/2015 2:08 PM
24	It's good as it is	3/10/2015 12:15 PM
25	When my child starts to fail in a subject. I would like to know in advance so that the proper steps can be taken to improve his grade before its to late	3/10/2015 11:18 AM
26	Email notices in advance	3/10/2015 10:58 AM
27	More parent meetings and greets! :)	3/10/2015 10:56 AM
28	They are doing a great job...	3/10/2015 10:19 AM
29	I think NHS does a good job with this!	3/10/2015 10:11 AM
30	I think NHS does a good job with this!	3/10/2015 10:11 AM
31	Me as a parent I have to get more involved.	3/10/2015 10:09 AM

## Houston County Parent Satisfaction Survey 2015 \*

32	scheduling meetings/ conferences after SPM	3/10/2015 10:09 AM
33	Me as a parent I have to get more involved.	3/10/2015 10:08 AM
34	Me as a parent I have to get more involved.	3/10/2015 10:08 AM
35	Me as a parent I have to get more involved.	3/10/2015 10:08 AM
36	Me as a parent I have to get more involved.	3/10/2015 10:08 AM
37	Me as a parent I have to get more involved.	3/10/2015 10:08 AM
38	More phone calls concerning student	3/10/2015 10:07 AM
39	More phone calls concerning student	3/10/2015 10:07 AM
40	Me as a parent I have to get more involved.	3/10/2015 10:07 AM
41	I email teachers often without a reply. Communication is lacking.	3/10/2015 9:55 AM
42	Email/text notices to parents in advance	3/10/2015 9:48 AM
43	Make some handouts of what's actually offered. We might not need it but at least we'd know it's there	3/10/2015 9:37 AM
44	Not sure	3/10/2015 9:16 AM
45	If school started 15 minutes later	3/3/2015 6:31 PM