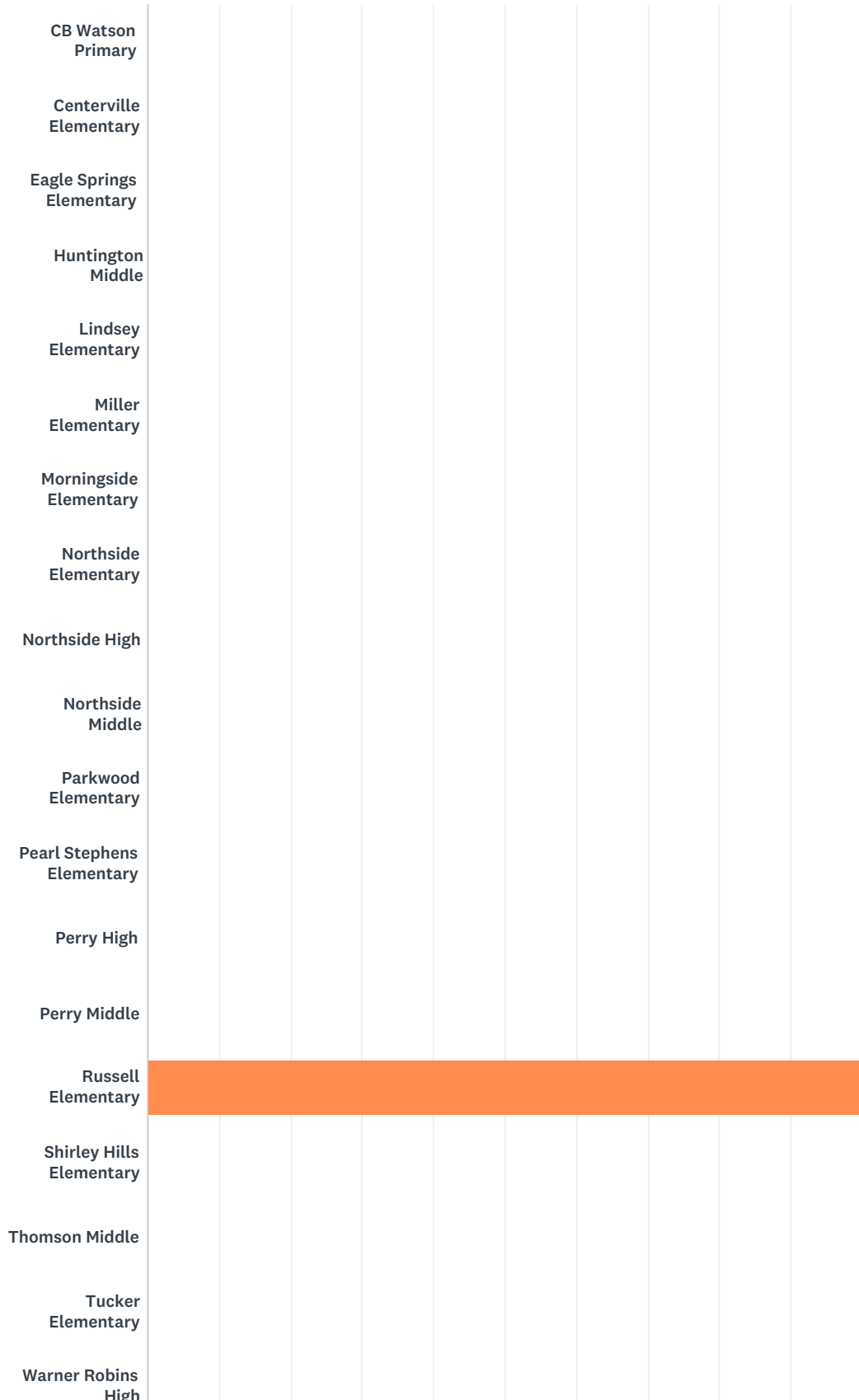
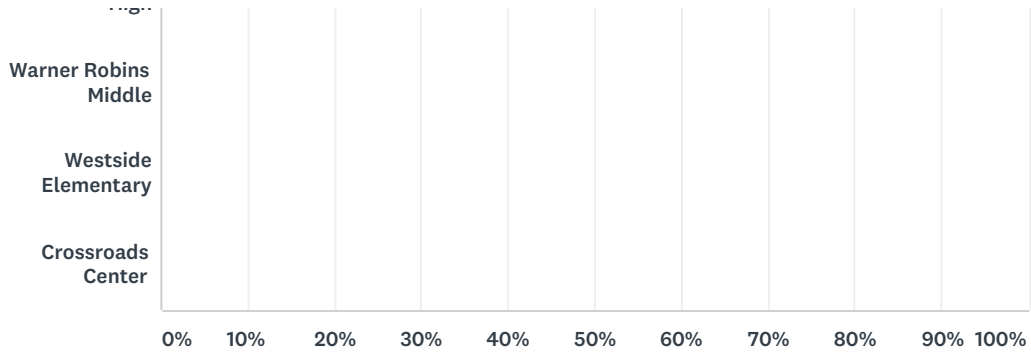


# Q1 My child attends

Answered: 323 Skipped: 0



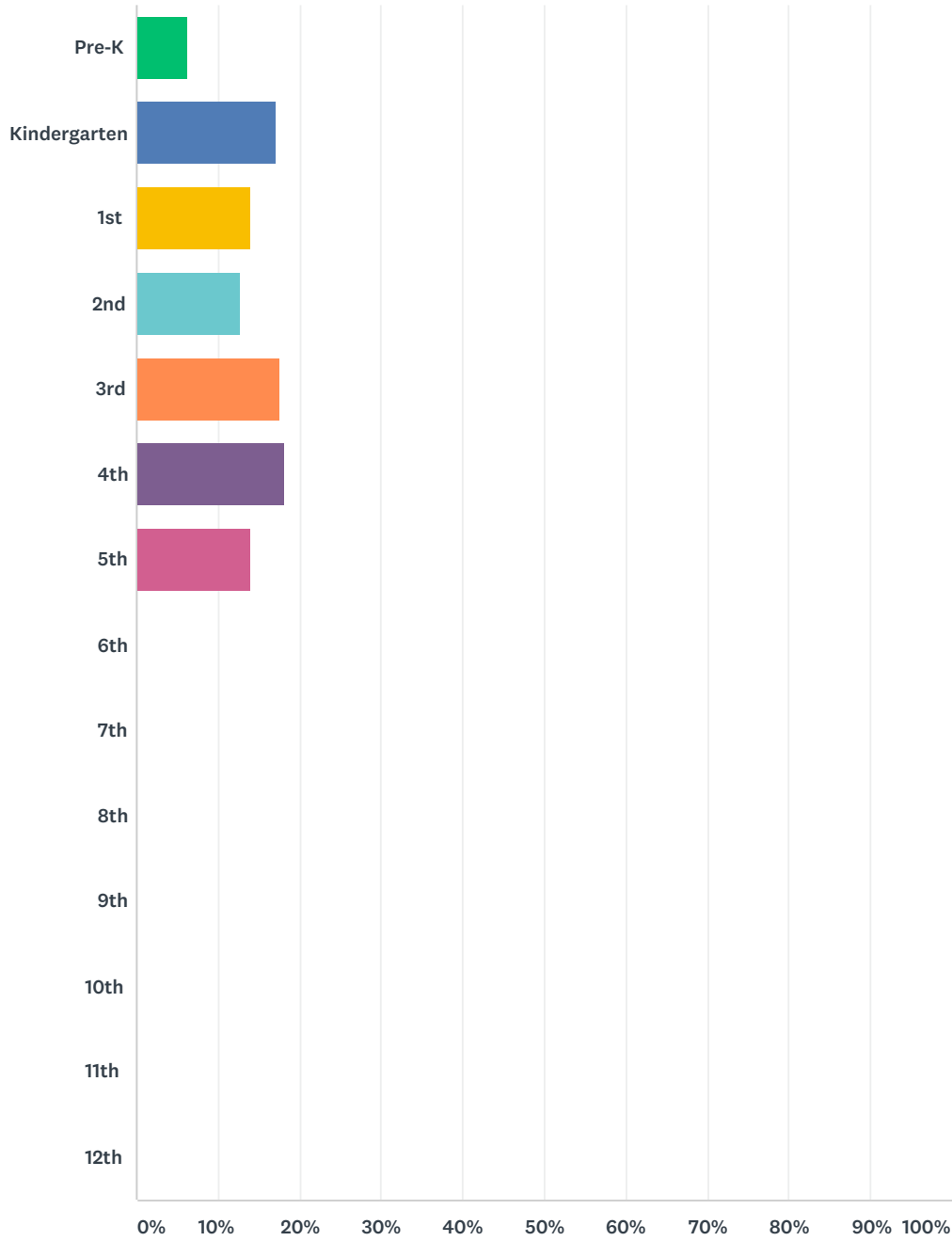
## Houston County Title I Parent Satisfaction Survey 2018



| ANSWER CHOICES            | RESPONSES        |
|---------------------------|------------------|
| CB Watson Primary         | 0.00%      0     |
| Centerville Elementary    | 0.00%      0     |
| Eagle Springs Elementary  | 0.00%      0     |
| Huntington Middle         | 0.00%      0     |
| Lindsey Elementary        | 0.00%      0     |
| Miller Elementary         | 0.00%      0     |
| Morningside Elementary    | 0.00%      0     |
| Northside Elementary      | 0.00%      0     |
| Northside High            | 0.00%      0     |
| Northside Middle          | 0.00%      0     |
| Parkwood Elementary       | 0.00%      0     |
| Pearl Stephens Elementary | 0.00%      0     |
| Perry High                | 0.00%      0     |
| Perry Middle              | 0.00%      0     |
| Russell Elementary        | 100.00%      323 |
| Shirley Hills Elementary  | 0.00%      0     |
| Thomson Middle            | 0.00%      0     |
| Tucker Elementary         | 0.00%      0     |
| Warner Robins High        | 0.00%      0     |
| Warner Robins Middle      | 0.00%      0     |
| Westside Elementary       | 0.00%      0     |
| Crossroads Center         | 0.00%      0     |
| <b>TOTAL</b>              | <b>323</b>       |

## Q2 Select the grade that your child is currently in.

Answered: 320 Skipped: 3



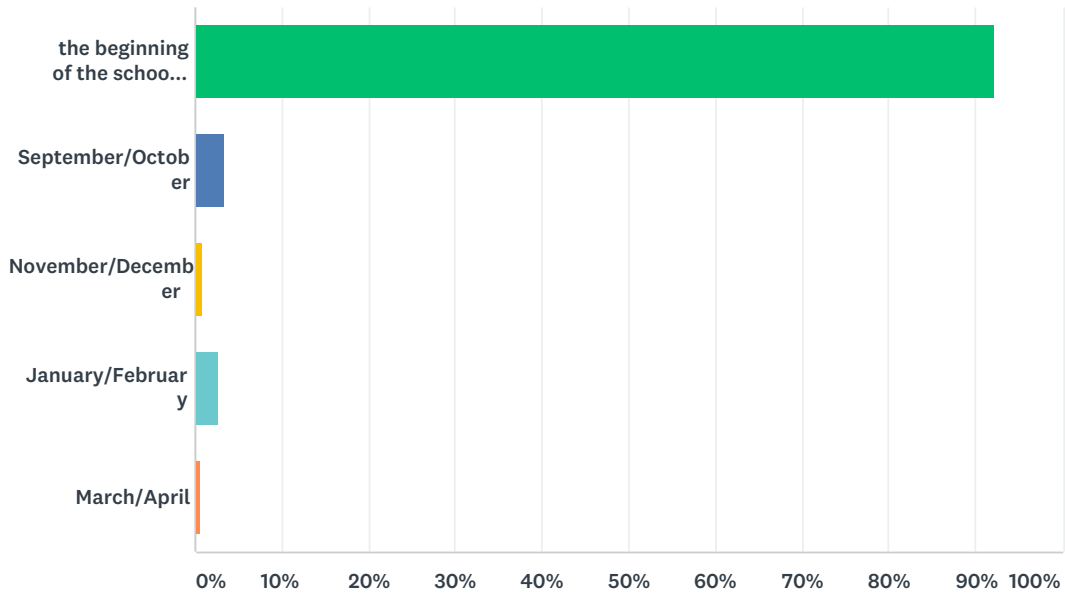
| ANSWER CHOICES | RESPONSES |    |
|----------------|-----------|----|
| Pre-K          | 6.25%     | 20 |
| Kindergarten   | 17.19%    | 55 |
| 1st            | 14.06%    | 45 |
| 2nd            | 12.81%    | 41 |
| 3rd            | 17.50%    | 56 |

## Houston County Title I Parent Satisfaction Survey 2018

|       |        |     |
|-------|--------|-----|
| 4th   | 18.13% | 58  |
| 5th   | 14.06% | 45  |
| 6th   | 0.00%  | 0   |
| 7th   | 0.00%  | 0   |
| 8th   | 0.00%  | 0   |
| 9th   | 0.00%  | 0   |
| 10th  | 0.00%  | 0   |
| 11th  | 0.00%  | 0   |
| 12th  | 0.00%  | 0   |
| TOTAL |        | 320 |

### Q3 My child has been enrolled at this school since

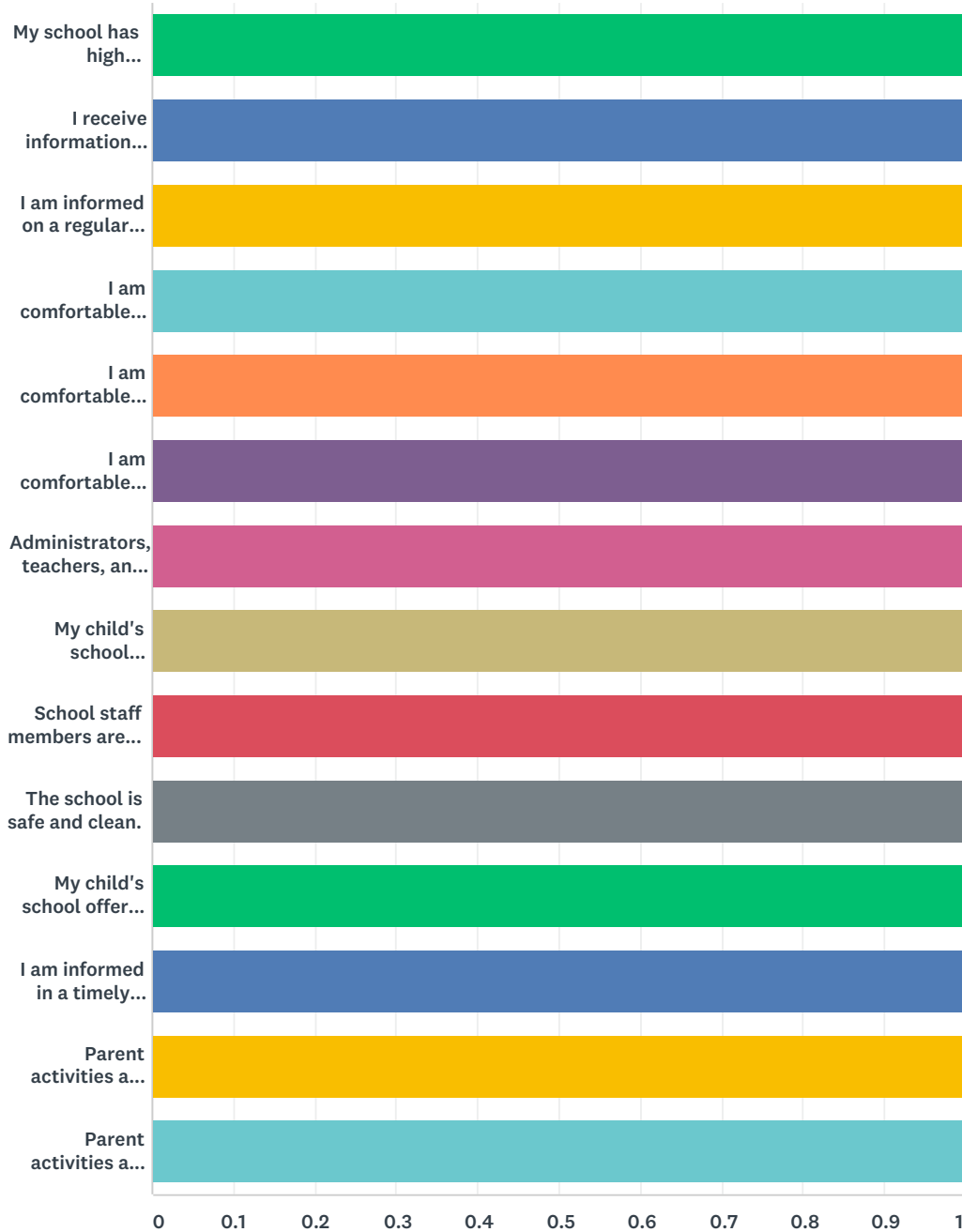
Answered: 321 Skipped: 2



| ANSWER CHOICES                   | RESPONSES |            |
|----------------------------------|-----------|------------|
| the beginning of the school year | 92.21%    | 296        |
| September/October                | 3.43%     | 11         |
| November/December                | 0.93%     | 3          |
| January/February                 | 2.80%     | 9          |
| March/April                      | 0.62%     | 2          |
| <b>TOTAL</b>                     |           | <b>321</b> |

Q4 Please read each statement below, and indicate how much you agree or disagree.

Answered: 318 Skipped: 5



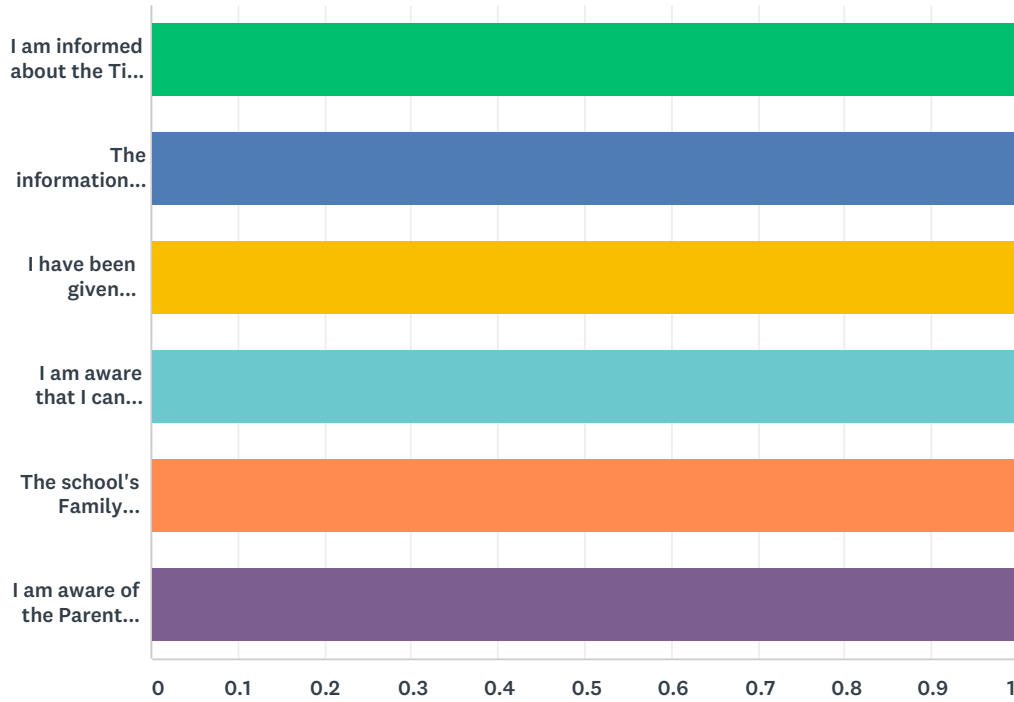
|   | ALL THE TIME  | MOST OF THE TIME | SOME OF THE TIME | NONE OF THE TIME | TOTAL | WEIGHTED AVERAGE |
|---|---------------|------------------|------------------|------------------|-------|------------------|
| My school has high expectations for student achievement.  | 82.91%<br>262 | 14.24%<br>45     | 2.53%<br>8       | 0.32%<br>1       | 316   | 1.00             |
| I receive information about grade-level standards and the academic requirements for my child's grade level. | 79.37%<br>250 | 16.83%<br>53     | 3.49%<br>11      | 0.32%<br>1       | 315   | 1.00             |

## Houston County Title I Parent Satisfaction Survey 2018

|  |               |              |             |            |     |      |
|--|---------------|--------------|-------------|------------|-----|------|
| I am informed on a regular basis about my child's academic progress.   | 81.59%<br>257 | 13.02%<br>41 | 4.44%<br>14 | 0.95%<br>3 | 315 | 1.00 |
| I am comfortable communicating with administrators at my child's school.   | 82.48%<br>259 | 11.15%<br>35 | 4.78%<br>15 | 1.59%<br>5 | 314 | 1.00 |
| I am comfortable communicating with my child's teacher(s).   | 90.48%<br>285 | 5.08%<br>16  | 3.49%<br>11 | 0.95%<br>3 | 315 | 1.00 |
| I am comfortable communicating with front office staff members at my child's school.   | 82.91%<br>262 | 11.08%<br>35 | 4.43%<br>14 | 1.58%<br>5 | 316 | 1.00 |
| Administrators, teachers, and staff members openly communicate with parents.   | 79.11%<br>250 | 13.61%<br>43 | 5.38%<br>17 | 1.90%<br>6 | 316 | 1.00 |
| My child's school encourages parental engagement and volunteerism.   | 80.57%<br>253 | 13.38%<br>42 | 4.78%<br>15 | 1.27%<br>4 | 314 | 1.00 |
| School staff members are friendly, and I generally feel welcome at the school.   | 84.81%<br>268 | 8.86%<br>28  | 5.06%<br>16 | 1.27%<br>4 | 316 | 1.00 |
| The school is safe and clean.  | 87.94%<br>277 | 9.84%<br>31  | 1.90%<br>6  | 0.32%<br>1 | 315 | 1.00 |
| My child's school offers workshops or activities that educate/inform parents about the curriculum and how to help improve students' success in school. | 81.85%<br>257 | 14.01%<br>44 | 3.50%<br>11 | 0.64%<br>2 | 314 | 1.00 |
| I am informed in a timely manner about parent activities and events.   | 78.48%<br>248 | 13.61%<br>43 | 6.96%<br>22 | 0.95%<br>3 | 316 | 1.00 |
| Parent activities and workshops are offered at various times.  | 72.61%<br>228 | 17.20%<br>54 | 8.28%<br>26 | 1.91%<br>6 | 314 | 1.00 |
| Parent activities and opportunities are useful and beneficial.   | 75.24%<br>237 | 18.41%<br>58 | 5.40%<br>17 | 0.95%<br>3 | 315 | 1.00 |

Q5 Please read the following statements and respond to each.

Answered: 316 Skipped: 7

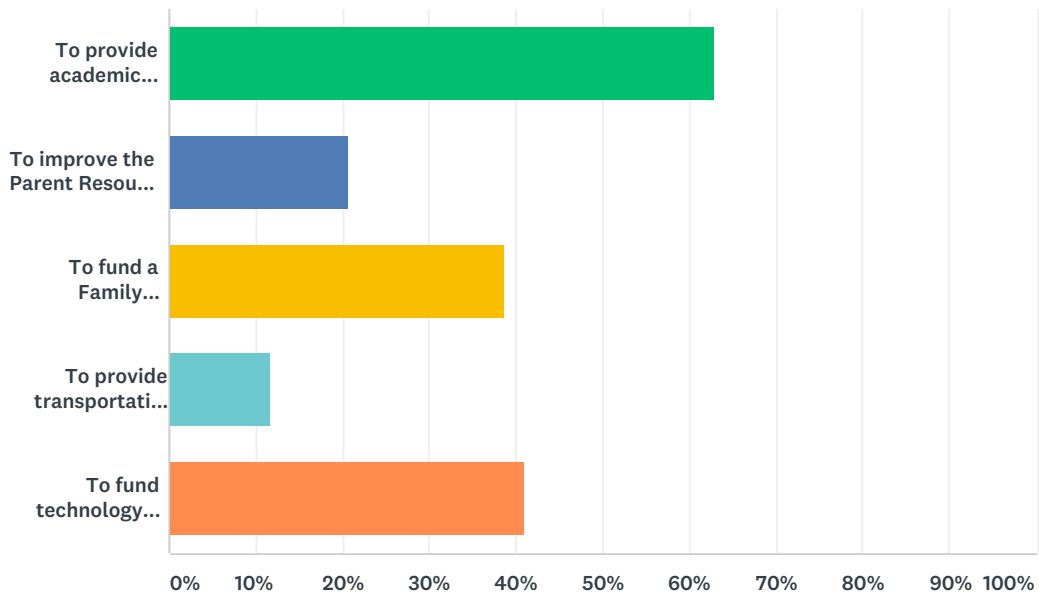


|  | YES           | NO          | NOT SURE     | TOTAL | WEIGHTED AVERAGE |
|--|---------------|-------------|--------------|-------|------------------|
| I am informed about the Title I program at my child's school and received the Title I Handbook containing the Parent Engagement Plan and School-Parent Compact.  | 93.99%<br>297 | 1.27%<br>4  | 4.75%<br>15  | 316   | 1.00             |
| The information provided in the Title I Parent Engagement Plan and Compact is detailed and easy to understand.   | 89.84%<br>283 | 1.27%<br>4  | 8.89%<br>28  | 315   | 1.00             |
| I have been given opportunities to provide input in the decision making process regarding the Parent Engagement Plan, Compact, School Improvement Plan, budget and 1% set-aside for parent engagement at my child's school and district. | 74.68%<br>236 | 6.33%<br>20 | 18.99%<br>60 | 316   | 1.00             |
| I am aware that I can participate in shared decision making opportunities through Parent Input Meetings, the Parent Action Team, Parent-Teacher Conferences, school/district surveys and through website link.                           | 87.03%<br>275 | 3.80%<br>12 | 9.18%<br>29  | 316   | 1.00             |
| The school's Family Engagement Coordinator assists families, supports parent activities, and is available for questions or concerns from parents.  | 84.49%<br>267 | 2.53%<br>8  | 12.97%<br>41 | 316   | 1.00             |
| I am aware of the Parent Resource/Information Center in my child's school.   | 80.38%<br>254 | 9.18%<br>29 | 10.44%<br>33 | 316   | 1.00             |



## Q6 How would you like to see parent engagement funds used? (check all that apply)

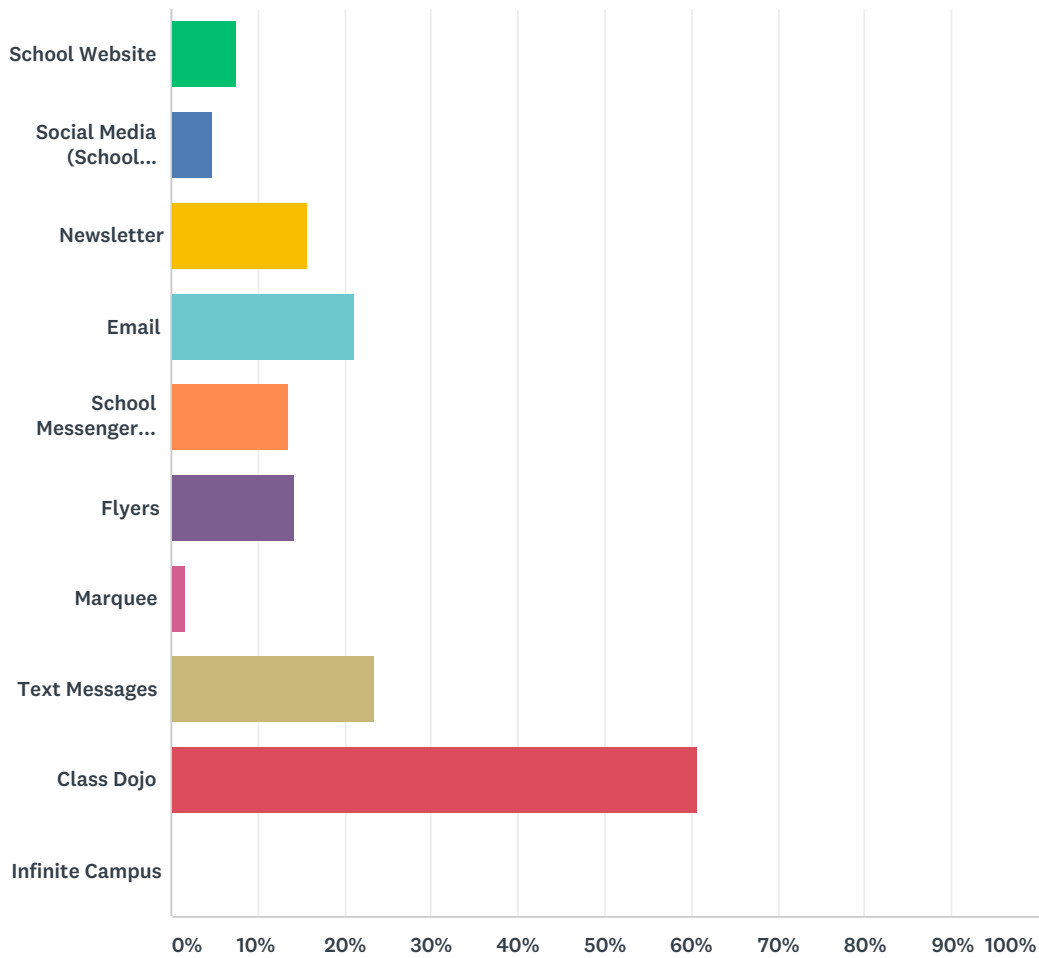
Answered: 308 Skipped: 15



| ANSWER CHOICES  | RESPONSES |     |
|---|-----------|-----|
| To provide academic materials for parents to use with their student at home                         | 62.99%    | 194 |
| To improve the Parent Resource Center at the school   | 20.78%    | 64  |
| To fund a Family Engagement Coordinator to plan and execute family engagement activities and events | 38.64%    | 119 |
| To provide transportation assistance for parents to attend Title I events at school                 | 11.69%    | 36  |
| To fund technology resources to support parental engagement   | 40.91%    | 126 |
| Total Respondents: 308  |           |     |

## Q7 What is the ONE way you prefer to receive information about school events?

Answered: 317 Skipped: 6

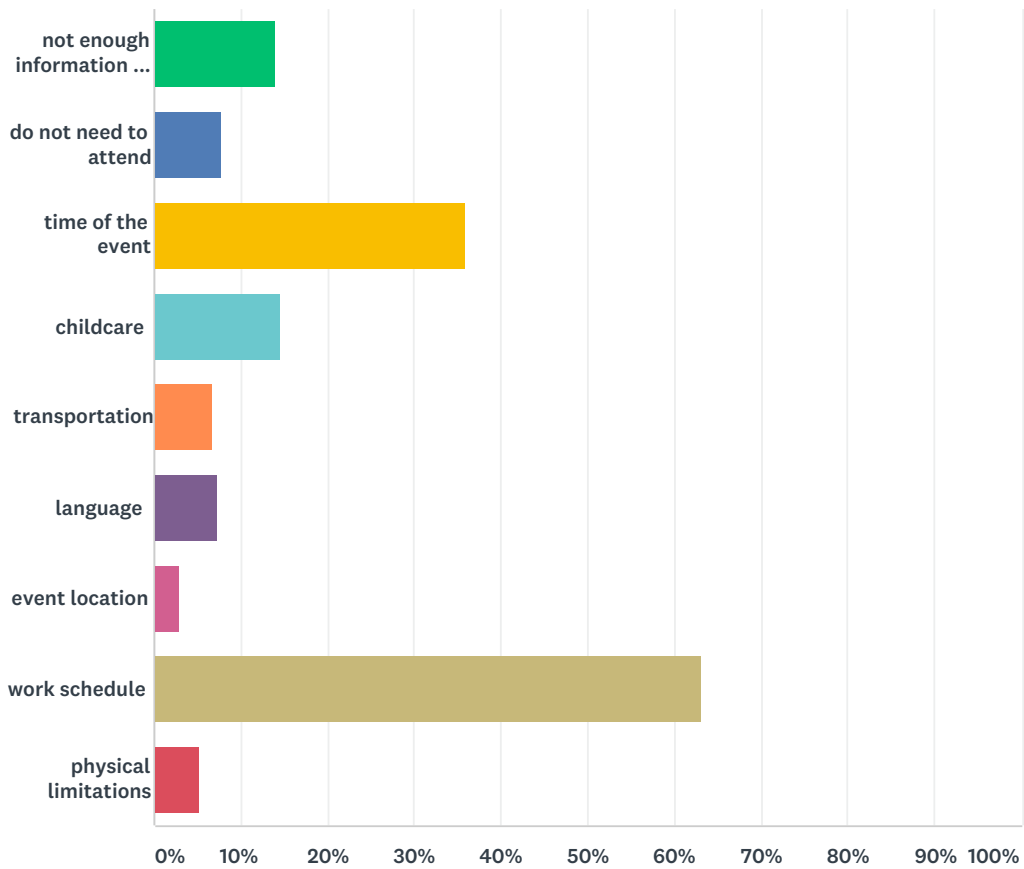


| ANSWER CHOICES                                  | RESPONSES |     |
|---|-----------|-----|
| School Website                                  | 7.57%     | 24  |
| Social Media (School Facebook or Twitter Pages) | 4.73%     | 15  |
| Newsletter                                      | 15.77%    | 50  |
| Email   | 21.14%    | 67  |
| School Messenger (Call-out System)              | 13.56%    | 43  |
| Flyers  | 14.20%    | 45  |
| Marquee   | 1.58%     | 5   |
| Text Messages                                   | 23.34%    | 74  |
| Class Dojo                                      | 60.57%    | 192 |
| Infinite Campus                                 | 0.00%     | 0   |

Total Respondents: 317

### Q8 If you have been unable to attend events at your child's school, what limits your participation? (check all that apply)

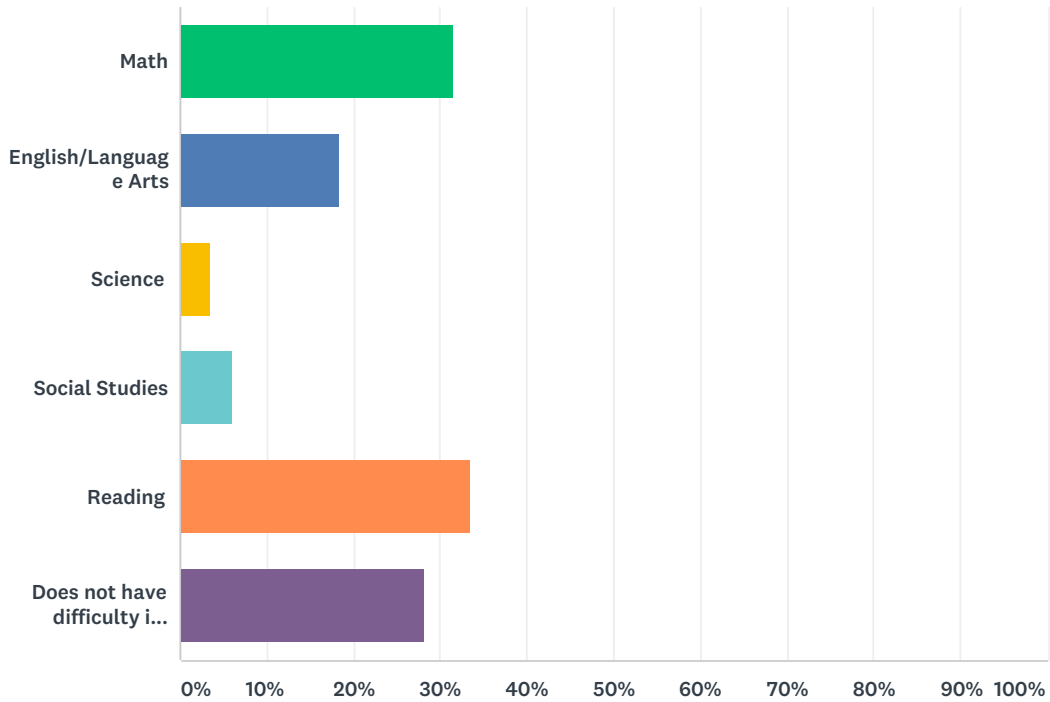
Answered: 272 Skipped: 51



| ANSWER CHOICES                   | RESPONSES |     |
|----------------------------------|-----------|-----|
| not enough information or notice | 13.97%    | 38  |
| do not need to attend            | 7.72%     | 21  |
| time of the event                | 36.03%    | 98  |
| childcare                        | 14.71%    | 40  |
| transportation                   | 6.62%     | 18  |
| language                         | 7.35%     | 20  |
| event location                   | 2.94%     | 8   |
| work schedule                    | 63.24%    | 172 |
| physical limitations             | 5.15%     | 14  |
| Total Respondents: 272           |           |     |

### Q9 Choose the subject area that you feel your student has the most difficulty mastering content.

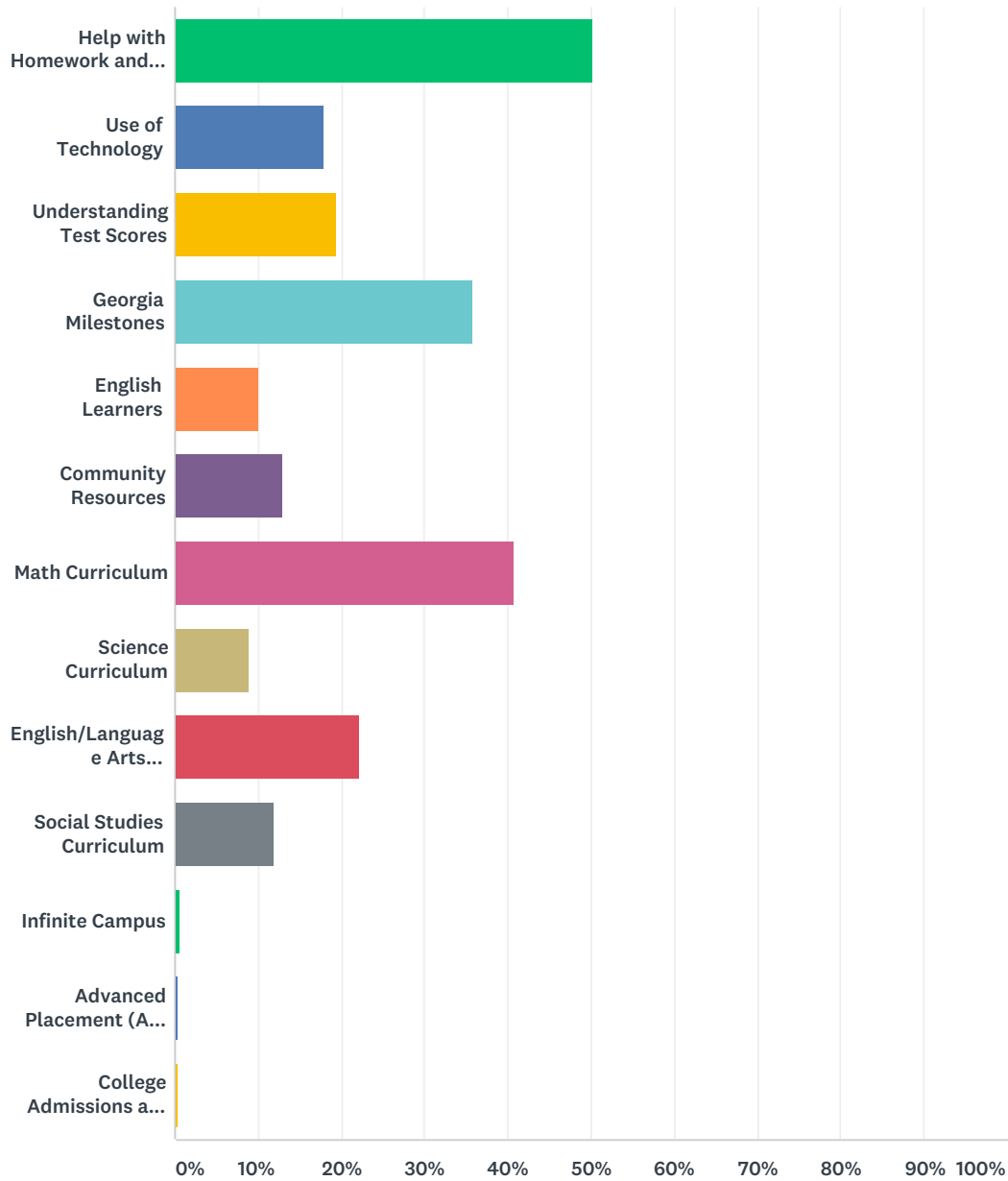
Answered: 308 Skipped: 15



| ANSWER CHOICES                               | RESPONSES |     |
|--|-----------|-----|
| Math   | 31.49%    | 97  |
| English/Language Arts                        | 18.51%    | 57  |
| Science                                      | 3.57%     | 11  |
| Social Studies                               | 6.17%     | 19  |
| Reading                                      | 33.44%    | 103 |
| Does not have difficulty in any subject area | 28.25%    | 87  |
| Total Respondents: 308                       |           |     |

Q10 I would benefit from workshops in: (check all that apply).

Answered: 279 Skipped: 44



| ANSWER CHOICES                      | RESPONSES |     |
|-------------------------------------|-----------|-----|
| Help with Homework and Study Skills | 50.18%    | 140 |
| Use of Technology                   | 17.92%    | 50  |
| Understanding Test Scores           | 19.35%    | 54  |
| Georgia Milestones                  | 35.84%    | 100 |
| English Learners                    | 10.04%    | 28  |
| Community Resources                 | 12.90%    | 36  |

## Houston County Title I Parent Satisfaction Survey 2018

|                                      |        |     |
|--------------------------------------|--------|-----|
| Math Curriculum                      | 40.86% | 114 |
| Science Curriculum                   | 8.96%  | 25  |
| English/Language Arts Curriculum     | 22.22% | 62  |
| Social Studies Curriculum            | 11.83% | 33  |
| Infinite Campus                      | 0.72%  | 2   |
| Advanced Placement (AP) Courses      | 0.36%  | 1   |
| College Admissions and Financial Aid | 0.36%  | 1   |
| Total Respondents: 279               |        |     |

## Q11 What topics do you think teachers and administrators need to discuss or learn more about to better support your family and help your student be successful in school?

Answered: 103 Skipped: 220

| #  | RESPONSES   | DATE               |
|----|---|--------------------|
| 1  | Writing   | 3/14/2018 9:21 PM  |
| 2  | Que Sigam hacienda su Trabajo pot que en mi opinion lo estancia hacienda. In my opinion the teacher is working hard and doing a good job. | 3/14/2018 9:03 PM  |
| 3  | Lecture y idioms Reading and language   | 3/14/2018 8:58 PM  |
| 4  | None  | 3/14/2018 8:45 PM  |
| 5  | Common core math tips   | 3/14/2018 8:41 PM  |
| 6  | Bully   | 3/14/2018 8:39 PM  |
| 7  | Going back to standard math as oppossed to new math way   | 3/14/2018 8:34 PM  |
| 8  | N/A   | 3/14/2018 8:30 PM  |
| 9  | Administrators need to discuss the language   | 3/14/2018 8:28 PM  |
| 10 | N/A   | 3/14/2018 8:26 PM  |
| 11 | The school provides they best resources to my daughter and myself   | 3/14/2018 4:09 PM  |
| 12 | N/A   | 3/14/2018 4:05 PM  |
| 13 | Reading/ Math Strategies  | 3/14/2018 4:04 PM  |
| 14 | N/A   | 3/14/2018 4:00 PM  |
| 15 | Math  | 3/14/2018 3:59 PM  |
| 16 | Topics that are culturally sensitive to the race and ethnicities in their school (holiday, Holy days, etc.)                               | 3/14/2018 3:57 PM  |
| 17 | Black History   | 3/14/2018 3:40 PM  |
| 18 | Safety from school shootings  | 3/14/2018 3:06 PM  |
| 19 | None very pleased with the school and staff   | 3/14/2018 2:52 PM  |
| 20 | None  | 3/14/2018 2:50 PM  |
| 21 | They're doing great so far  | 3/14/2018 2:48 PM  |
| 22 | Reading   | 3/14/2018 2:42 PM  |
| 23 | Mrs. Harvey is a well organized and competent 4th grade teacher   | 3/14/2018 2:41 PM  |
| 24 | Nothing Really. You guy s are doing great   | 3/14/2018 2:27 PM  |
| 25 | We love Russell   | 3/14/2018 2:04 PM  |
| 26 | Study   | 3/14/2018 2:03 PM  |
| 27 | None  | 3/14/2018 10:47 AM |
| 28 | Tutor after school pay by day like after school program   | 3/12/2018 10:52 PM |
| 29 | I just like in do time things will get better as time goes on   | 3/12/2018 10:49 PM |
| 30 | Tutoring sessions in math/reading comprehension   | 3/12/2018 10:46 PM |
| 31 | School safety   | 3/12/2018 10:41 PM |



## Houston County Title I Parent Satisfaction Survey 2018

|    |  |                    |
|----|--|--------------------|
| 32 | Mental health  | 3/12/2018 10:39 PM |
| 33 | N/A  | 3/12/2018 10:32 PM |
| 34 | Bullying Diversity   | 3/12/2018 10:31 PM |
| 35 | Everything is fine   | 3/12/2018 10:09 PM |
| 36 | I'm not sure.  | 3/12/2018 9:34 PM  |
| 37 | Reading  | 3/12/2018 9:26 PM  |
| 38 | Nothing  | 3/12/2018 9:23 PM  |
| 39 | Free after school program or more affordable   | 3/12/2018 9:17 PM  |
| 40 | Bully's and the effect it can cause everyone around you.   | 3/12/2018 9:10 PM  |
| 41 | None. Thank you  | 3/12/2018 9:08 PM  |
| 42 | How to help kids at home with homework   | 3/12/2018 9:04 PM  |
| 43 | N/a  | 3/12/2018 8:56 PM  |
| 44 | None thank you   | 3/12/2018 8:53 PM  |
| 45 | Teachers and staff need to learn how to talk to parents Every child is different,when a parent tells you one thing and don't believe you. Respect the student. If student keeps telling on one child so we believe. Because that child seems to be a trouble male. So what | 3/12/2018 8:48 PM  |
| 46 | Everything is great, We love Russell   | 3/12/2018 8:41 PM  |
| 47 | Only not to schedule meetings with parents at 4:00pm! Too early. It's really a great school.   | 3/12/2018 8:39 PM  |
| 48 | Nothing  | 3/12/2018 8:33 PM  |
| 49 | All is good so I have no problem   | 3/12/2018 7:53 PM  |
| 50 | Working class parents  | 3/12/2018 7:47 PM  |
| 51 | N/A  | 3/12/2018 7:35 PM  |
| 52 | N/A  | 3/12/2018 7:31 PM  |
| 53 | I believe that math and science need more attention  | 3/12/2018 7:21 PM  |
| 54 | Everything is fine   | 3/12/2018 7:17 PM  |
| 55 | None   | 3/12/2018 11:39 AM |
| 56 | Some of the office staff is just rude! Ms. Hill n the office is very helpful and nice, can't say the same about the others. The teachers are very nice and helpful, can't say anything bad about the teachers I have contact with.   | 3/12/2018 11:37 AM |
| 57 | My child's teachers and other staff are amazing!! My child is excelling in all subjects  | 3/12/2018 10:49 AM |
| 58 | Any tutoring time avalibile  | 3/12/2018 10:43 AM |
| 59 | N/A  | 3/12/2018 10:39 AM |
| 60 | N/A  | 3/12/2018 10:37 AM |
| 61 | I dunno. Kids in PreK  | 3/12/2018 10:25 AM |
| 62 | Relationships with families  | 3/12/2018 10:17 AM |
| 63 | Nothing at this time   | 3/12/2018 10:10 AM |
| 64 | School needs more space for classes locations ( class rooms for speech therapists, separate room for OT as well. Thanks for doing a great job.   | 3/12/2018 9:21 AM  |
| 65 | None   | 3/9/2018 4:52 PM   |
| 66 | Estudiar Mas   | 3/9/2018 4:38 PM   |
| 67 | Someone to make sure students are treated fairly.  | 3/8/2018 1:19 PM   |
| 68 | N/A  | 3/8/2018 1:03 PM   |

## Houston County Title I Parent Satisfaction Survey 2018

|     |  |                   |
|-----|--|-------------------|
| 69  | I think the teachers at the car rider section could be more friendly   | 3/8/2018 12:52 PM |
| 70  | Bullying   | 3/8/2018 12:49 PM |
| 71  | If the child is above the class to challenge the student to push them farther. Let's not leave our children at a basic level.  | 3/8/2018 12:43 PM |
| 72  | N/A  | 3/8/2018 12:39 PM |
| 73  | They are doing great. Nothing  | 3/8/2018 12:38 PM |
| 74  | I think it is important to let parents / guardians know some good study skills to help the child at home.  | 3/8/2018 12:31 PM |
| 75  | Free after school program or more affordable   | 3/8/2018 12:24 PM |
| 76  | Nothing all is going well  | 3/7/2018 2:32 PM  |
| 77  | N/A  | 3/7/2018 2:29 PM  |
| 78  | My child's teacher is very supportive  | 3/7/2018 2:28 PM  |
| 79  | they need to discuss about students difficulties and help them to solve.   | 3/7/2018 2:22 PM  |
| 80  | Things to help your child get to the next level with different subject, games +apps to make it interesting   | 3/7/2018 2:07 PM  |
| 81  | None. You are doing a great job  | 3/7/2018 12:47 PM |
| 82  | N/A  | 3/7/2018 11:26 AM |
| 83  | Math   | 3/7/2018 11:16 AM |
| 84  | Well I think Math  | 3/7/2018 11:13 AM |
| 85  | Learn more about controlling bullies on a daily basis  | 3/7/2018 10:15 AM |
| 86  | NOne   | 3/7/2018 10:07 AM |
| 87  | This is a great school. Please schedule events for 5pm or after as 4 pm is too early. Thanks!  | 3/6/2018 5:02 PM  |
| 88  | I think teachers are doing a wonderful job. It would be more helpful to me if there was a calendar outlining what my child was doing on a daily basis; therefore I could start working with him at home. | 3/6/2018 4:58 PM  |
| 89  | Get rid of common core   | 3/6/2018 4:55 PM  |
| 90  | Manners and Listening  | 3/6/2018 4:52 PM  |
| 91  | Math!  | 3/1/2018 1:31 PM  |
| 92  | reading - ways to improve  | 3/1/2018 11:59 AM |
| 93  | How to discipline and stick with it.   | 3/1/2018 11:56 AM |
| 94  | N/A  | 3/1/2018 11:53 AM |
| 95  | Nothing. Great School!   | 3/1/2018 11:51 AM |
| 96  | Communities event - help communities and surrounding live local events. do like events such as Easter egg hunts, etc.  | 3/1/2018 11:46 AM |
| 97  | I would like tutoring to be available for more than just the milestones testing.   | 3/1/2018 11:41 AM |
| 98  | Parent tools to work with @ home   | 2/28/2018 3:15 PM |
| 99  | Can't think of anything at this time   | 2/28/2018 3:12 PM |
| 100 | special needs children and better resources to help them and their families.   | 2/28/2018 3:09 PM |
| 101 | I think the teachers and administrators do a great job!  | 2/28/2018 3:05 PM |
| 102 | learning to read in important  | 2/28/2018 3:02 PM |
| 103 | to read more and the importance of homework  | 2/28/2018 3:00 PM |