

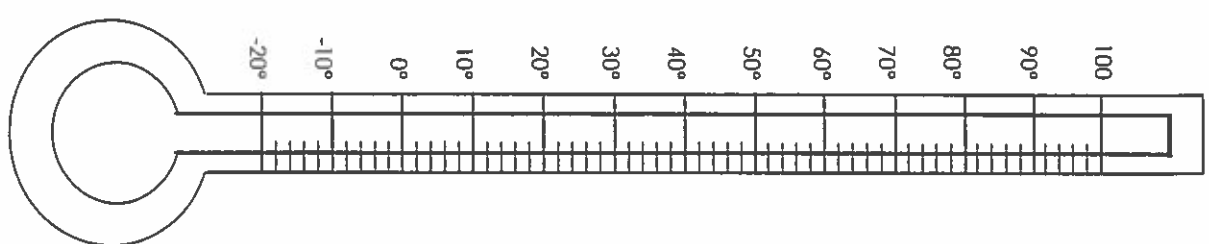
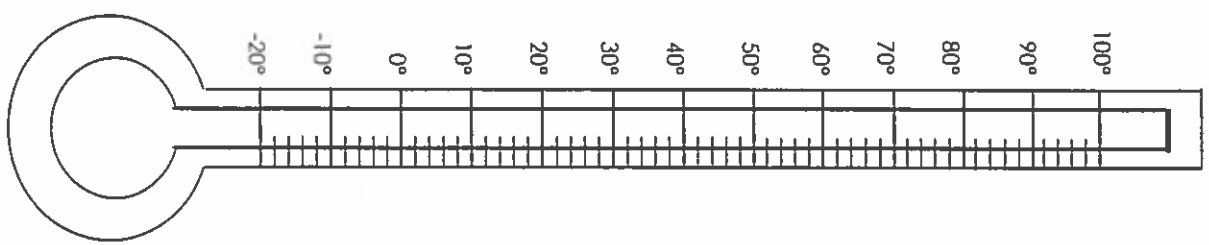
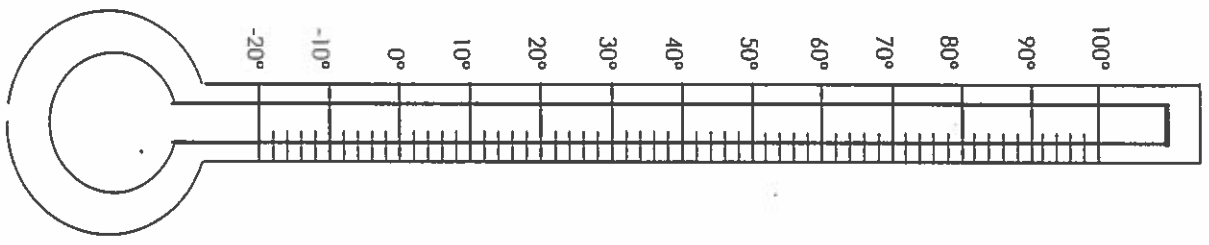
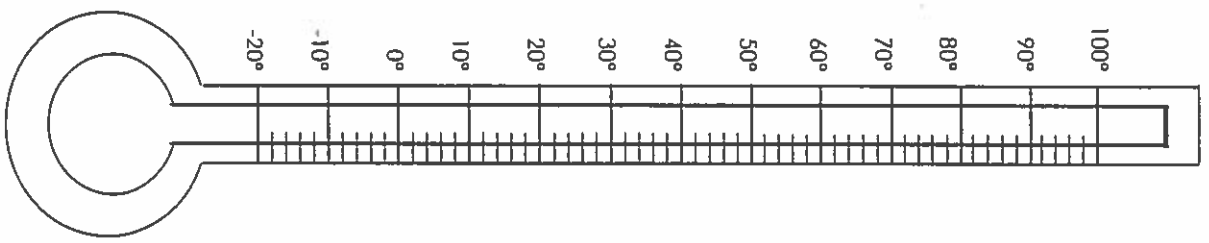
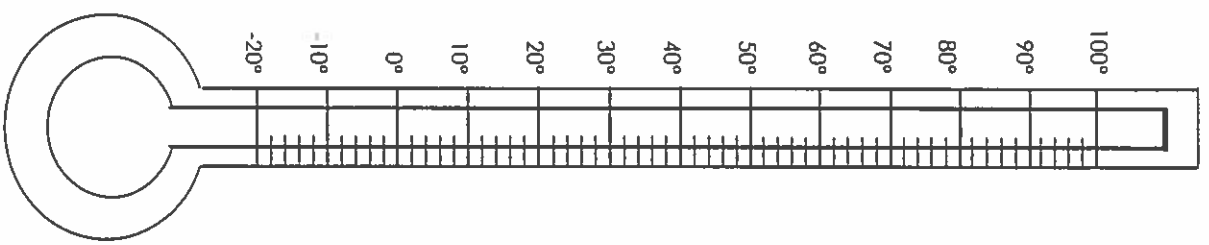
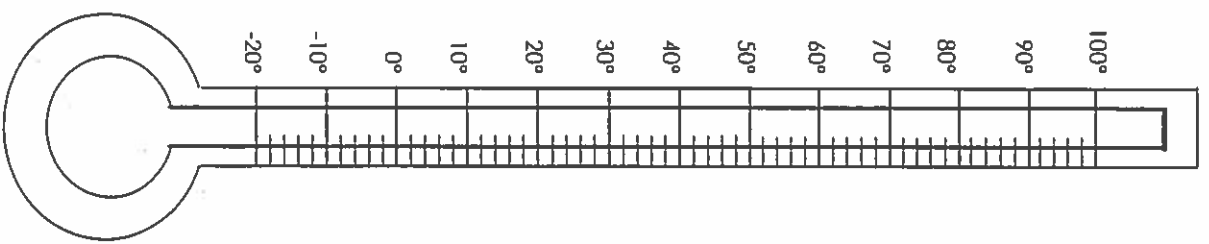


Name: _____

What is the temperature outside?

Fahrenheit Temperature

Score: _____



5

Dates _____

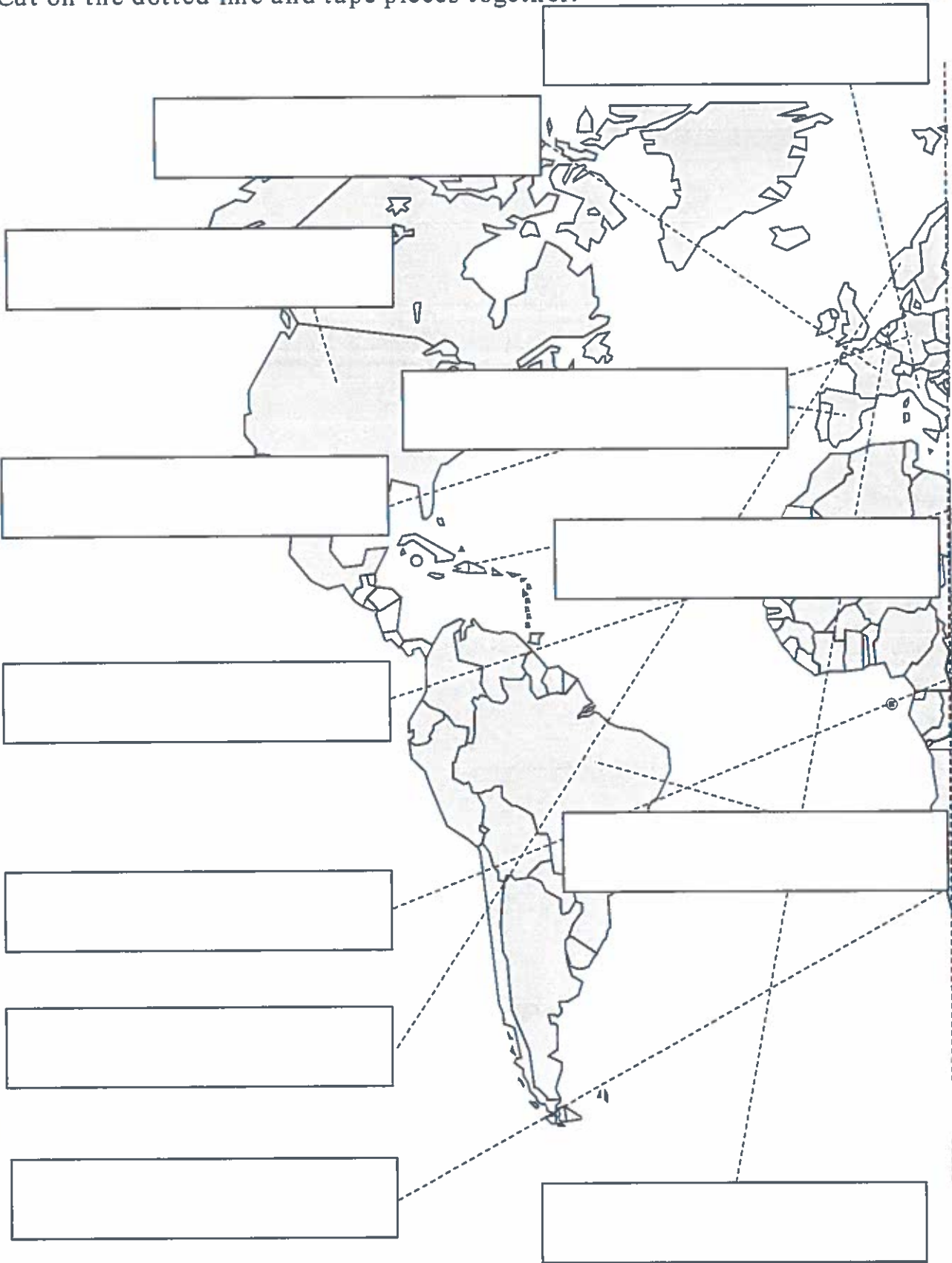
FTF01

Cut on the dotted line and tape pieces together.

20162

Cut and tape here

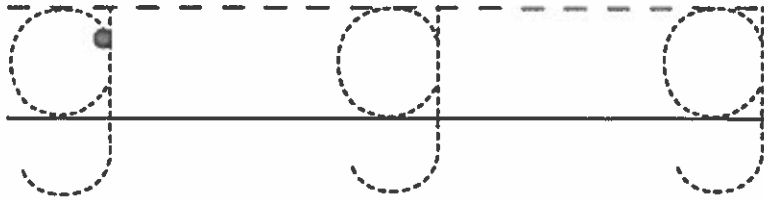
What is the continent's name?



Beginning Letter

Name: _____

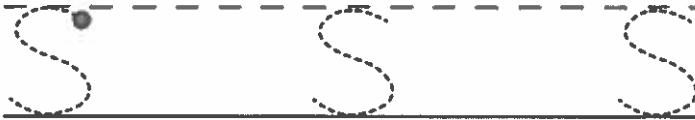
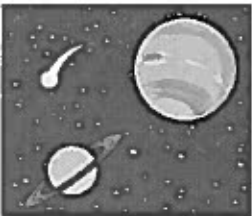
gravity



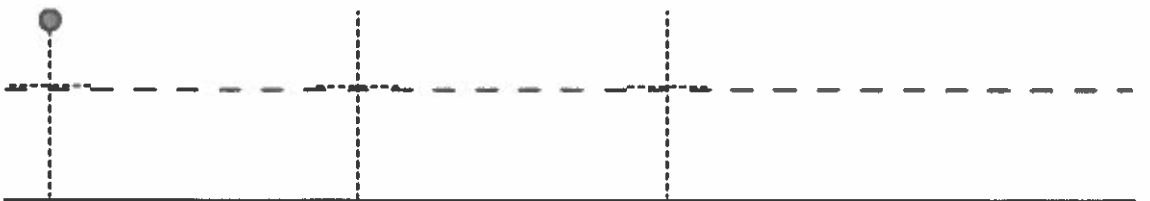

astronaut



space



twins



Write the Word

Name: _____

gravity



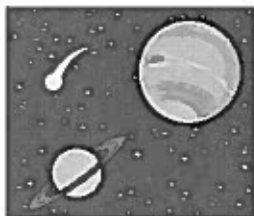
gravity

astronaut




astronaut

space



space

twins



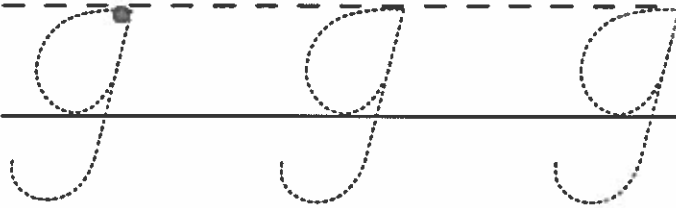
twins

Beginning Letter

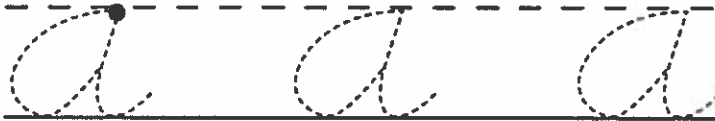
Name: _____

1. Practice writing the beginning letter.
2. Alphabetize the words. The first word in the alphabet will get a #1, the second a #2, etc. Write each number in the small box at the corner of the section.

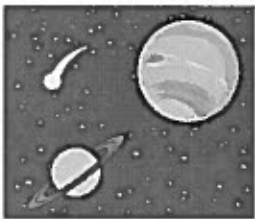
gravity



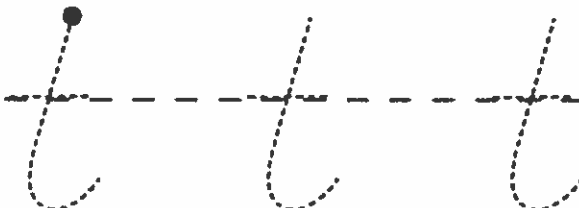

astronaut



space



twins



abcdefghijklmnopqrstuvwxyz

Write the Word

Name: _____

1. Write the word.
2. On the line below the word, write a sentence using the word.

gravity



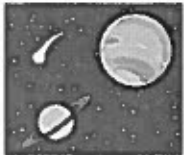
gravity

astronaut




astronaut

space



space

twins



twins

Cursive

Name: _____

1. Practice writing the beginning letter and word.
2. On the line below the word, write a sentence using the word.

gravity



g g g gravity

astronaut




a a a astronaut

space



s s s space

twins



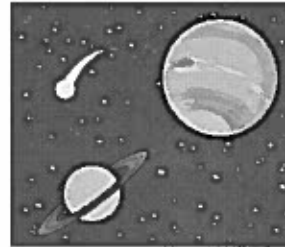


t t t twins

Cut & Paste Activity

Name: _____

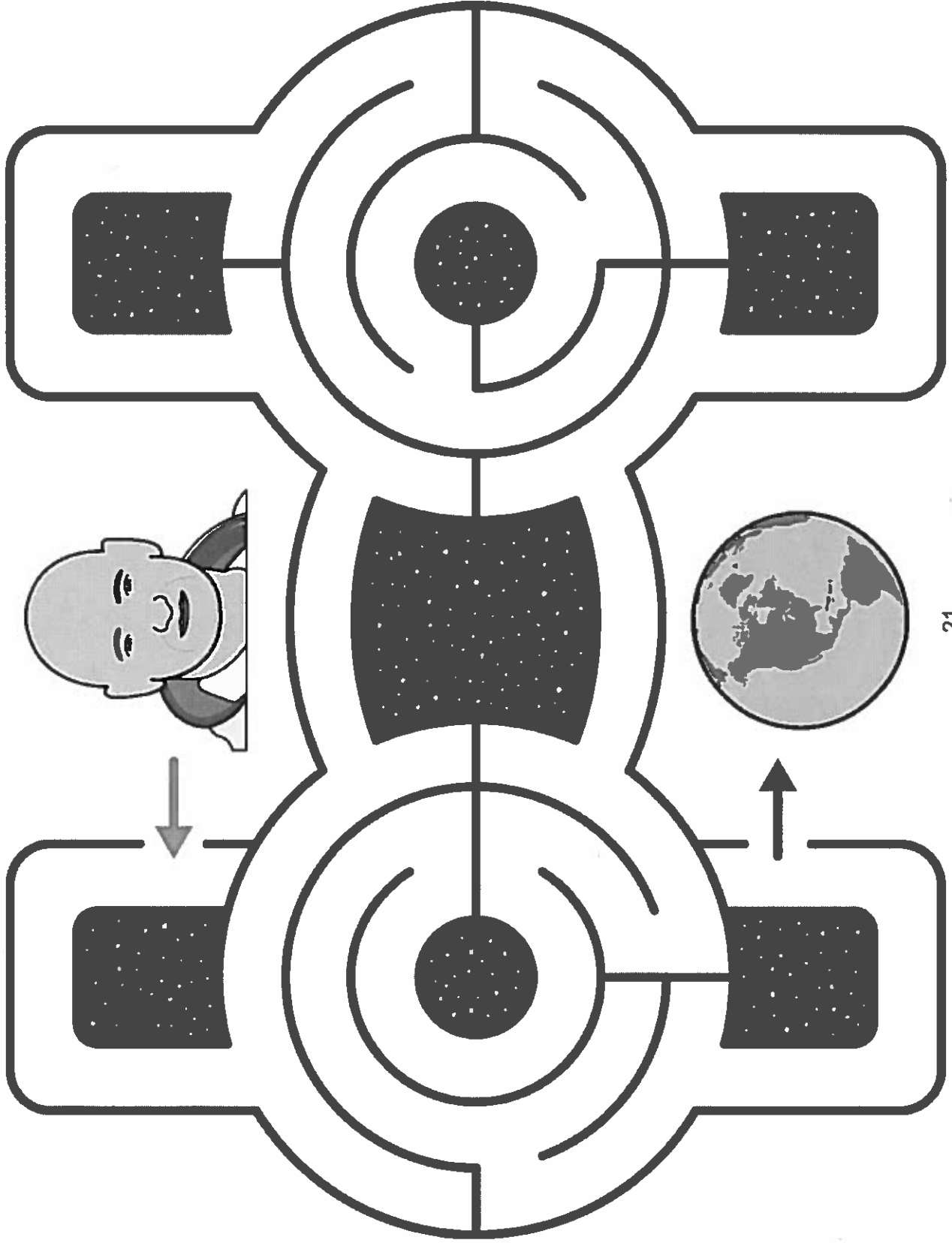
Match small to large.



Maze

Name: _____






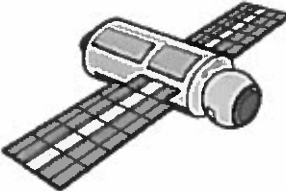


Can you help Scott Kelly travel through the maze to return to Earth?



Word Sort

Name: _____




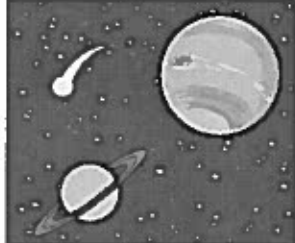




1. Cut out the words/pictures below.
2. Sort the words that are singular from the words that are plural.

Singular	Plural
 <p>experiment</p>	 <p>astronauts</p>
 <p>brothers</p>	 <p>twin</p>
 <p>muscles</p>	 <p>spaceship</p>
 <p>book</p>	 <p>planets</p>

Word Sort

Name: _____

1. Cut out the words/pictures below.
2. Sort the words that are nouns from the words that are verbs.

Nouns	Verbs
 <p>live</p>	 <p>astronaut</p>
 <p>study</p>	 <p>space</p>
 <p>twin</p>	 <p>fly</p>
 <p>float</p>	 <p>NASA</p>




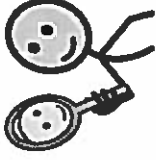

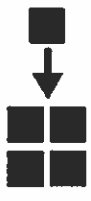


Build a Sentence

Name: _____

Choose the pictures below to complete the sentences about the paper.

1.  and       

2.       

(1)				
(2)				

Sentence Completion

Name: _____

Fill in each blank with a picture/word card below.

1. NASA wanted to study each



2. NASA must send everything the



need!

3. Astronauts do not feel



in space.

4. Astronauts use their



less in space.

5. NASA will learn how



changed Scott.

muscles



twin



gravity



space



astronauts



Sentence Completion

Name: _____

Fill in each blank with a word card below.

1. NASA wanted to study each

2. NASA must send everything the

need!

3. Astronauts do not feel

in space.

4. Astronauts use their

less in space.

5. NASA will learn how

changed Scott.

space

astronauts

muscles


gravity






twin

Webbing

Name: _____

Fill in the parts of the web with the picture/word cards below.

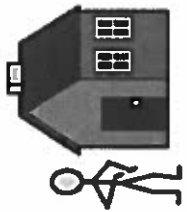

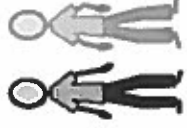




<p>Scott Kelly, Mark Kelly</p> 	<p>International Space Station</p> 	<p>experiment</p> 	<p>Twin in Space</p> 	<p>March 2016</p>  <p>2016</p>
--	--	---	---	--

Write a Story

Name: _____

Use one, two or all of the following picture/word cards to write a sentence or a story.

<p>live</p> 	<p>Space Station</p> 	<p>twin</p> 	<p>space</p> 	<p>experiment</p> 
---	--	--	--	---

Punctuation

Name: _____

A period (.) comes at the end of a statement or telling sentence. (I like to run.)

A question mark (?) comes at the end of a question or asking sentence. (Do you run?)

An exclamation point (!) comes at the end of a sentence to show strong feelings or emotion. (Help me, I'm lost!)

Write the correct punctuation mark at the end of each sentence.

1. Scott and Mark are brothers


2. Mark stayed on Earth

3. NASA must send everything the astronauts need

4. Will Scott's body be different from Mark's

5. Would you like to be an astronaut

6. Scott was a pilot in the Navy



Capitalization

Name: _____

The first word in a sentence begins with a capital letter. Proper nouns are also capitalized. Proper nouns name a specific noun such as a person's name, a city, an ocean, state or country.



Circle the capital letters.

1. Astronaut Mark Kelly has stayed on Earth.
 2. NASA is studying both Scott and Mark.
 3. Scott will return to Earth soon.
-

 Underline the letters that should be capitalized.

4. mark was born in orange, new jersey.
5. the international space station is a laboratory in space.
6. the astronauts take care of the space station.

Capitalization & Punctuation

Name: _____

1. Circle all the capitalization and punctuation errors in each sentence.
2. Write the corrected sentence below each sentence. The number of errors in each sentence are at the end of each line, in a box.

1. He will return to earth about March 2.

1

2. They are also Identical Twins.

2

3. astronauts do not feel gravity in Space

3

4. scientists are Comparing every tesT

4

5. NaSA wants to keep the Astronauts saFe










4

Paragraph Completion

Name: _____

Fill in the blanks with the correct words below.

NASA is doing an with two special
astronauts. Scott Kelly has lived in
 for a year. Astronaut Mark Kelly has stayed
on . Scott and Mark are brothers. They are
also . NASA wanted to
each twin. NASA wants to learn how space
people. NASA has Scott and Mark all year.
Will Scott's body be from Mark's?

Earth 	space 	study 
tested 	changes 	Astronaut 
different 	experiment 	identical twins 

Key Topic Facts

Name: _____

The topic of this week's paper was: Twin in Space.
Write three facts that you remember from the paper.







Letter Home

Name: _____

Dear: _____

This week the title of the newspaper was:


I learned about a new place:

I had fun making a new recipe:

I learned four new words:

--	--	--	--

My favorite part of the paper:



Comments: _____

<p>Twin in Space</p> 	<p>experiment</p> 	<p>astronaut</p> 	<p>International Space Station</p> 	<p>twins</p> 	<p>Space Stew</p> 	<p>space</p> 
--	---	--	--	---	---	--

Letter Home

Name: _____



Dear _____



This week the title of the newspaper was _____



The people in the news were _____



I learned about a place called _____



We made _____



I learned four new words: _____ , _____ ,

_____ and _____



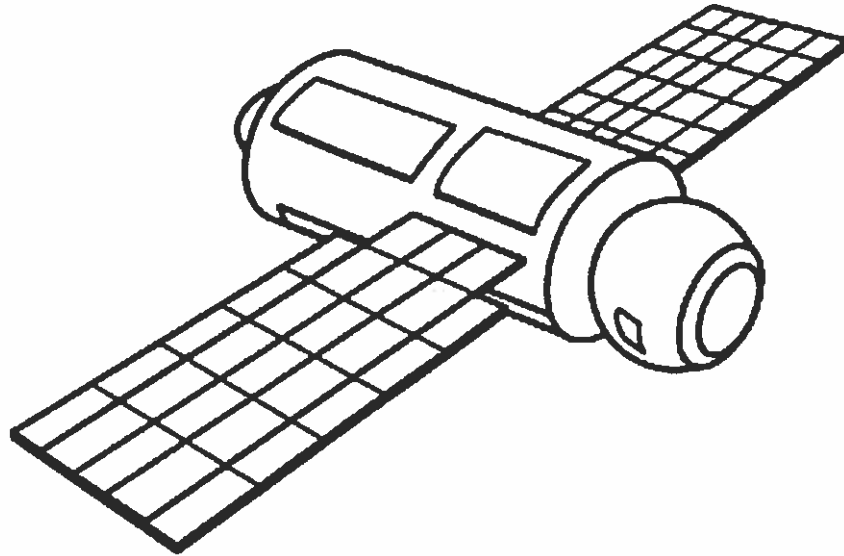

My favorite part of the paper was _____

because _____

Color & Label

Name: _____

1. Color the pictures.
2. Place the labels in the spaces near the correct pictures.



spaceship















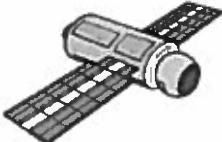
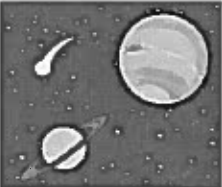

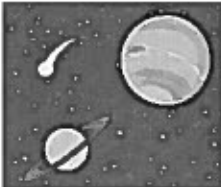







experiment

astronaut

Matching

Name: _____

Choose the matching symbol in each row.

Vocabulary Words & Definitions

Twin In Space

experiment




Scientific test used to prove something

astronaut




A person trained to travel in space

space



The universe outside Earth's atmosphere

twins



Two people born at the same time to the same parents


Word Definitions

Name: _____

Match each picture/word card to its definition.



Two people born at the same time to the same parents





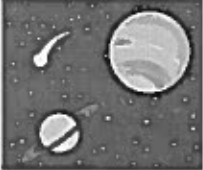

Scientific test used to prove something



A person trained to travel in space



The universe outside Earth's atmosphere

<p>experiment</p> 	<p>astronaut</p> 	<p>space</p> 	<p>twins</p> 
---	--	---	--

Word Definitions

Name: _____

Write your own definitions for the words below.

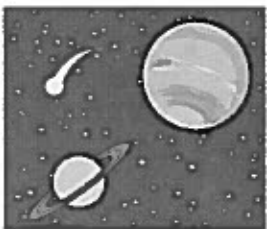
experiment




astronaut



space

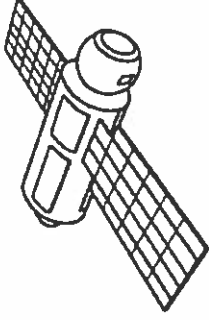

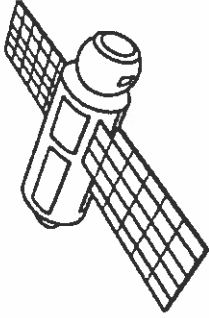


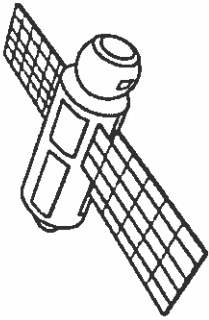








twins



Read & Do

Name: _____




-
-  1. Draw a blue circle around the first spaceship.
 -  2. Draw a purple circle around the third astronaut.
 -  3. Color the last spaceship gray.
 -  4. Draw a green square around the second astronaut.
 -  5. Draw a brown X over the second spaceship.
 -  6. Color the first astronaut yellow.

Look, Read & Think

Name: _____


Put an "X" in the box next to the sentence that describes the picture.



The astronaut is floating below the International Space Station.

The astronaut is floating above the International Space Station.


The astronaut is floating beside the International Space Station.



The astronaut is floating above the International Space Station.

The astronaut is floating beside the International Space Station.

The astronaut is floating below the International Space Station.



The astronaut is floating beside the International Space Station.

The astronaut is floating below the International Space Station.


The astronaut is floating above the International Space Station.

Counting Syllables

Name: _____

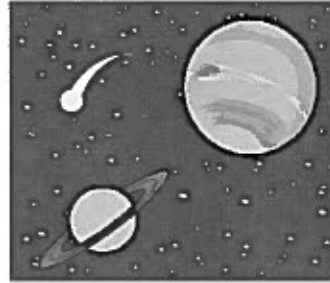
How many syllables do you hear in each word? Write the number in each box.

brothers



2

space




Earth



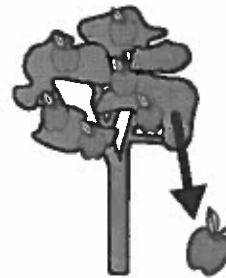
planet



muscles



gravity



astronaut



experiment



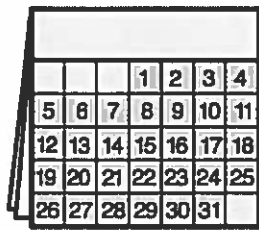
Beginning Sound

Name: _____


Say the name of each picture out loud. Circle the letter or letters in the row that is the beginning sound of the picture.




F I M




f l m



f l m



f l m



f l m

Key: fly, muscles, month, float, Moon

Word Beginnings


Name: _____

Write the letter sound or sounds you hear at the beginning of each word.


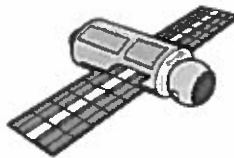
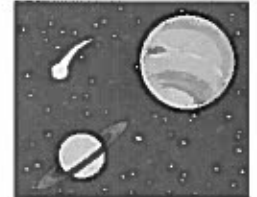


l

sp

m



l


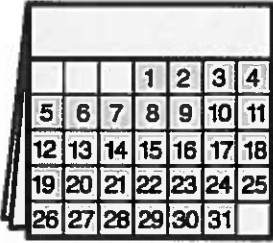








Key: look, month, space, Moon, spaceship, live, muscles, laboratory, learn

Word Sort: Beginning Sound

Name: _____

1. Cut out the words/pictures below.
2. Sort the words that begin with /m/ from the words that begin with /s/.


Begins with /m/	Begins with /s/
 <p>soon</p>	 <p>month</p>
 <p>Moon</p>	 <p>muscles</p>
 <p>someday</p>	 <p>safe</p>
 <p>mouse</p>	 <p>send</p>

Find the Sound

Name: _____


Look at the word and picture in each box. Each picture has the "s" sound in it at the beginning, middle or end. Say the word, then write the letter "s" in the box where the sound is located.

Example:




safe

Beginning Middle End




same

Beginning Middle End




someday

Beginning Middle End




send

Beginning Middle End



less

Beginning Middle End



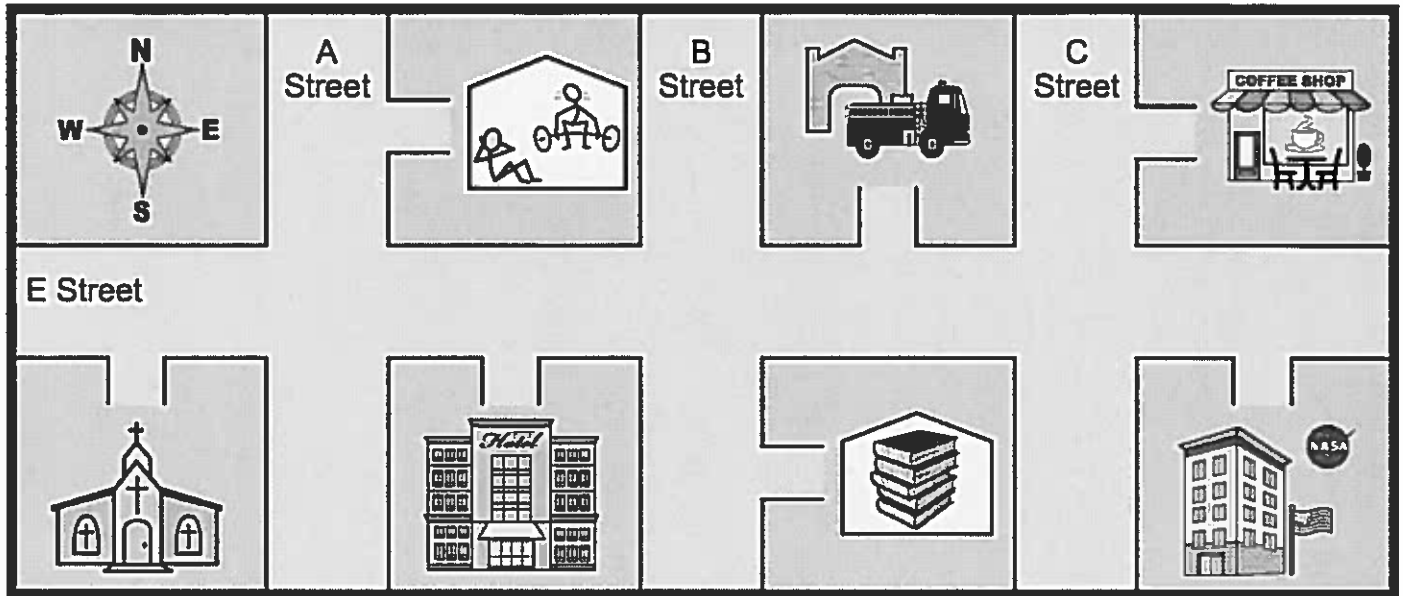
house

Beginning Middle End

Geography

Name: _____

NASA headquarters 



What place is this page about?

hotel



NASA headquarters




gym




A Street



E Street



B Street



Which street is the NASA headquarters on?

coffee shop



library



church

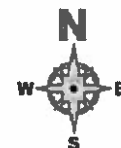


What is north of the NASA headquarters?

west



north



east

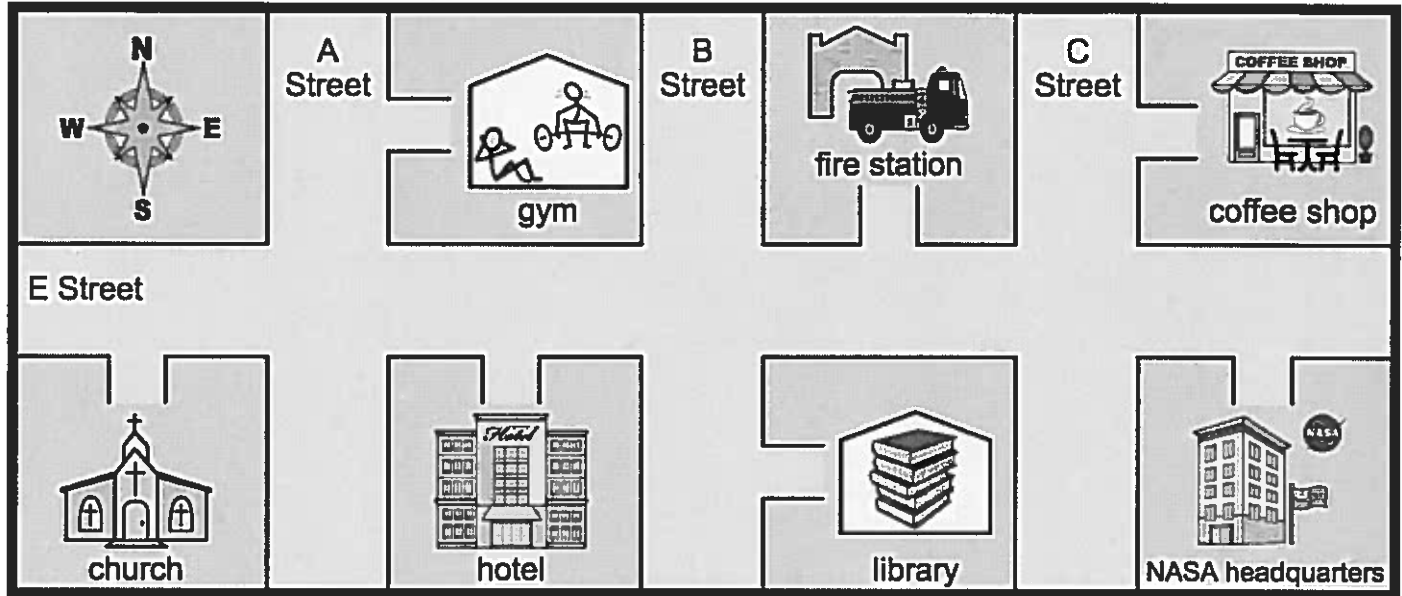


Which direction would you travel on E street to go from the hotel to NASA headquarters?

Geography

Name: _____

NASA headquarters



Maps of the United States, Canada and the world are available in the Core Worksheets.



What place is this page about? _____



Which street is the NASA headquarters on? _____



What building is north of the NASA headquarters? _____



What building is south of the gym? _____



Which direction would you travel on E street to go from the NASA headquarters to the church? _____



You leave the coffee shop and travel south on C Street. Which direction should you turn on E Street to go to the NASA headquarters? _____

Name: _____

Spitting to Survive

by Liana Mahoney

Spit keeps our mouths moist and softens our food when we chew. Without spit in our mouths, we would have a hard time talking. We would find it even harder to swallow. But for some animals, spit works better after it has left the mouth. Some animals are experts at surviving because they are expert spitters.

Llamas are animals often found in petting zoos and farms. These animals seem to like their personal space. A llama that feels threatened or annoyed will spit slimy gobs at you to get you to leave it alone. Sometimes llamas even spit on each other to steal food! This trick usually works, because llama spit includes food from the llama's stomach, and it can be quite smelly. When a llama spits on another animal, the animal usually loses its appetite and walks away, leaving its food behind.

The archer fish is a very skilled spitter. This fish is like a submarine with a loaded weapon. It takes aim and spits jets of water at insects and other small creatures to knock them into the water. Then it gulps them down quickly. To create such a forceful stream of water, an archer fish closes its gills, and uses its tongue to form a tube in its mouth. Then the fish sticks its snout out of the water and aims. Aim! Launch! Lunch!



Spitting cobras are also known for their expert aim. These snakes spray poisonous venom from their fangs to protect themselves. Scientists believe that these snakes actually aim for the eyes! When the cobra's venom gets into the eyes of an animal, the venom causes terrible pain, and even blindness. This gives the snake plenty of time to get away.

Spitting is considered to be rude behavior in people. But for some animals, spitting can be a smart way to get lunch—or a clever way to avoid becoming lunch!

Name: _____



Spitting to Survive

by Liana Mahoney

1. List the three ways spit helps humans.

2. Which animal creates a forceful stream of water to capture insects?

- a. humans
- b. archer fish
- c. spitting cobras
- d. llamas

3. Name two reasons a llama might choose to spit.


4. How does a spitting cobra use its spit to protect itself?

5. What is the author's purpose for writing this passage?

- a. to tell funny stories about animals
- b. to teach the reader how animals survive
- c. to express opinions about animals
- d. to show how animals are different

LEVELED BOOK • E

Police Officers




Written by Julie Harding • Illustrated by Charles Jordan

www.readinga-z.com

Police Officers


A Reading A-Z Level E Leveled Book • Word Count: 95



Reading a-z

Visit www.readinga-z.com for thousands of books and materials.

Police Officers



Written by Julie Harding
 Illustrated by Charles Jordan


www.readinga-z.com

8	DRA
7-8	Reading Recovery
E	Fountas & Pinnell

LEVEL E
 Correlation


Police Officers
 Level E Leveled Book
 © Learning A-Z
 Written by Julie Harding
 Illustrated by Charles Jordan
 All rights reserved.
www.readinga-z.com

Police help people.
They keep us safe.



Police Officers • Level E


3



Police fix problems.
They solve crimes.

h

Police learn about laws.
They learn to be safe with guns.






Police Officers • Level E

5

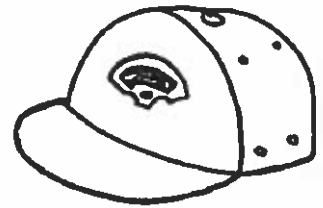
Police wear special clothes.
Some dress in blue.
Some wear tan or green.

9







Many police wear hats.
Some wear helmets or caps.

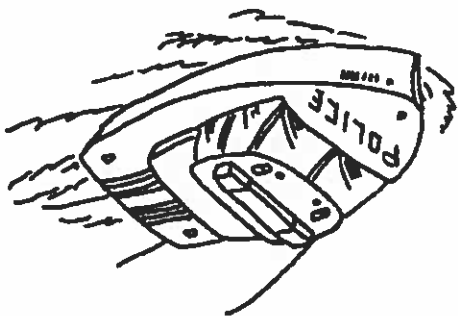


Here are some police hats.



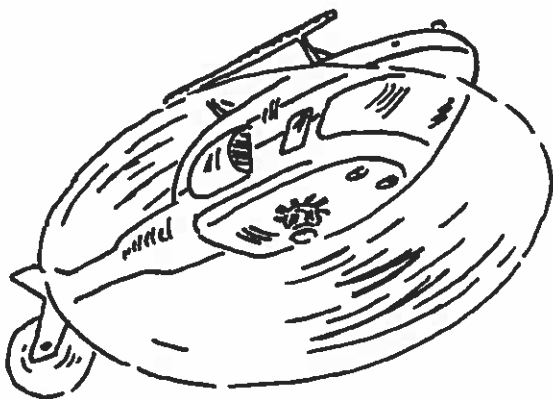





Many police ride in cars or walk.
Some travel in other ways.



Police may ride horses.
Some ride bicycles.
Some fly helicopters.
Others ride in boats.



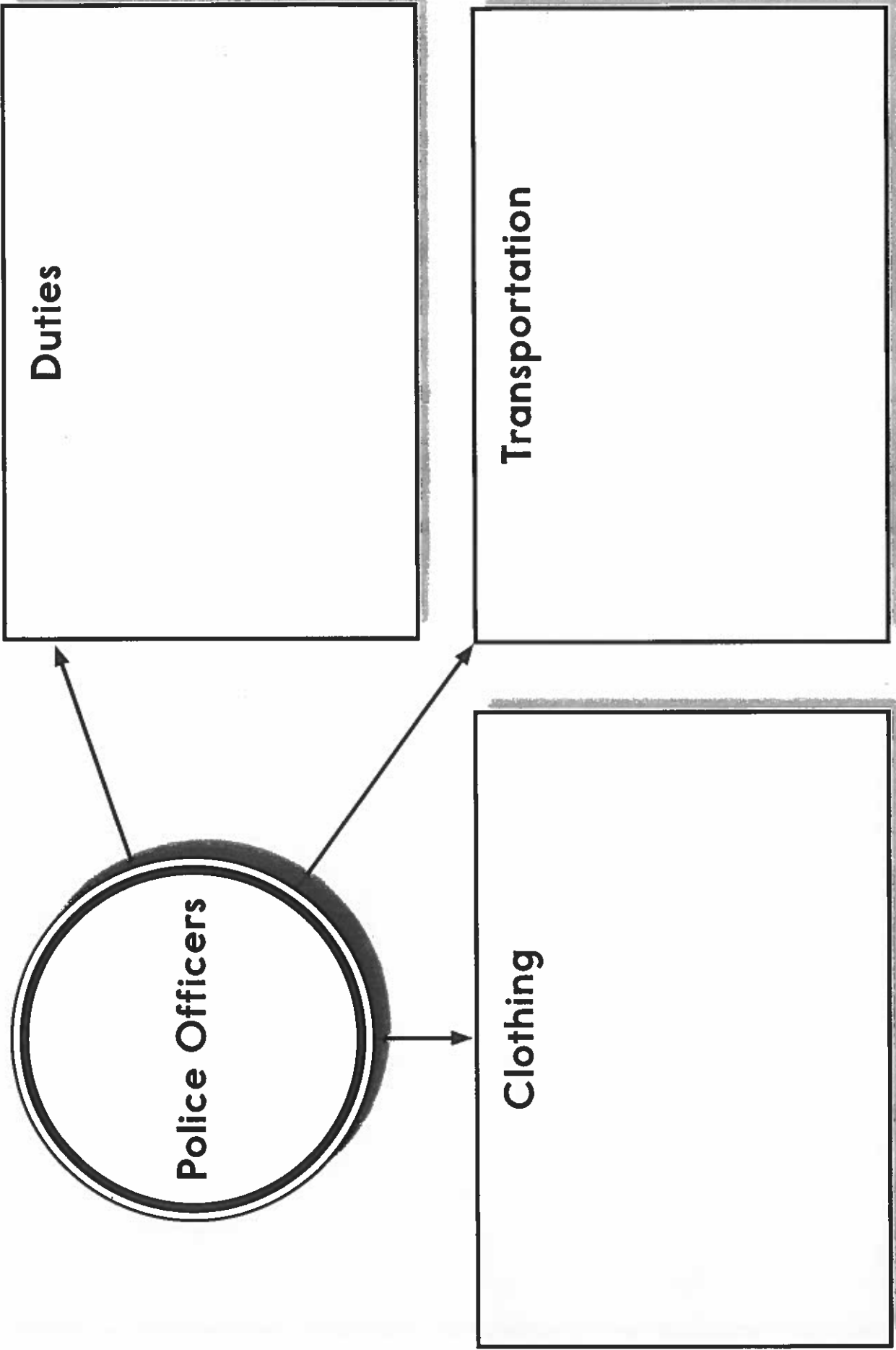


Police direct traffic.
They stop speeders.

Sometimes police help lost children.
What other ways do they help us?




Name _____



Instructions: Have students write details that tell more about each main idea above.

Name _____


- ① Police help people They keep us safe
- ② Police fix problems They solve crimes
- ③ Many police wear hats Some wear helmets or caps
- ④ Police learn about laws They learn to be safe with guns
- ⑤ Police direct traffic They stop speeders



Instructions: Read the sentences aloud with students, pausing where periods should go. Have students write the periods in the proper places.

Name _____

- ① The kids did work. Now they can play.
- ② Teachers work hard. They care about kids.
- ③ Where are my shoes? They are not here.
- ④ I called my friends. They will come to my home.



Instructions: Read the sentences aloud with students. Have them underline the word *they*. Then have them circle the word *they* refers to.

