

STRETCH

LESSON 3A

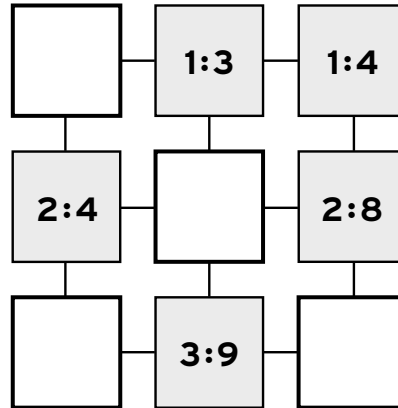
Solve Equivalent Ratio Puzzles

ENGAGE

Analyze a Problem

► Find the missing ratios.

The ratios in each column are equivalent.
The ratios in each row share the same first quantity.



EXPLORE

STRATEGY BANK

Write an Equation

Draw a Model

Look for Patterns

Make a List

Guess-and-Check

Work Backwards

Simplify the Problem

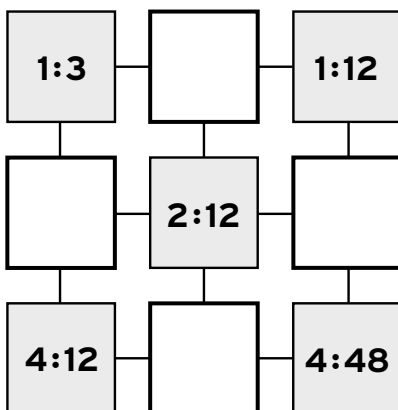
Solve a Problem Using Multiple Strategies

► Look for patterns to help you find equivalent ratios to complete the puzzle.

► Make lists of equivalent ratios. Complete the puzzle with the matching first quantities from your lists.

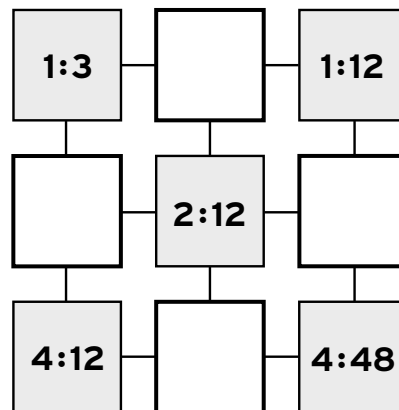
Look for Patterns

Find the missing ratios. The ratios in each column are equivalent. The ratios in each row share the same first quantity.



Make a List

Find the missing ratios. The ratios in each column are equivalent. The ratios in each row share the same first quantity.



STRETCH

LESSON 3A



Solve Equivalent Ratio Puzzles

(continued)

PRACTICE

Apply Your Skills to Solve More Problems

➤ Find the missing ratios.

The ratios in each column are equivalent.

The ratios in each row share the same first quantity.

1:5		
	3:30	3:60
	5:50	5:100

		1:9
	2:14	
4:20	4:28	

© Houghton Mifflin Harcourt Publishing Company

CHALLENGE

Solve a More Complex Problem

➤ Find the missing ratios. You may first identify the unit ratios to help you complete the puzzle.

		2:5
	4:8	
6:9		

REFLECT

Wrap Up

➤ How did you begin solving the puzzles?

I began solving the puzzles by

