



Short Ii

Ii

Directions: Read each sentence. Circle the word that will finish it. Print the word on the line. Use the pictures as clues.




kiss




pig



milk



hill



big







<p>1. Bill is my _____ _____ _____</p>	<p>fig dig pig</p>
<p>2. He is _____ _____ _____</p>	<p>big bag rig</p>
<p>3. He walked up a _____ _____ _____</p>	<p>big hill fill</p>
<p>4. He likes to sip _____ _____ _____</p>	<p>bib milk mill</p>
<p>5. I will give him a _____! _____ _____</p>	<p>miss rig kiss</p>

Name _____



Rhyme Match


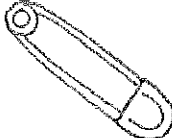
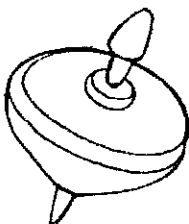
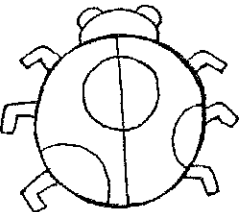

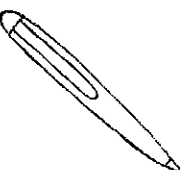
Rhyme Match



Teacher Directions: Have students say the names of the pictures, then draw lines to connect the pictures whose names rhyme.

Name: _____

Listen for the Sound


	bag	bat
	pit	pin
	top	tot
	but	bug
	rub	rug
	pen	pet


Listen for the Sound


Parent Directions: Have your child say the name of the picture and listen for the sound at the end of each name. Then have your child circle the word that names the picture.


Name _____

Write the number of each animal. Write how many animals in all.

1.  _____ + _____ = _____

2.  _____ + _____ = _____

3.  _____ + _____ = _____

4.  _____ + _____ = _____

I can add and subtract in many ways.

Measuring is Snow Fun!

Go outside and fill a bowl with snow. Measure how much snow is in the bowl using a cup. Measure how many cups were in the bowl and write the number down below. Take the bowl inside and wait for the snow to melt. Once the snow melts measure how much water is left in the bowl. Write the answer below. Compare the two numbers, which is greater? Circle the number that is greater.

Snow Measurement _____

Water Measurement _____