

Summary of Results for Parent Satisfaction Survey

Christian County Public Schools is committed to creating a great place for students to learn, teachers to teach, staff to work, and for parents to send their children to receive a great education. To build on this commitment, the leadership of the school district gathers and analyzes data on essential goals and measures, including Employee Engagement and Parent Satisfaction. The district's continued journey of excellence using Employee Engagement and Parent Satisfaction goals aligned to strategic actions and appropriate progress monitoring measures based on the Evidence-Based LeadershipSM framework began in Fall 2017. The leadership of the district maintains a focus on data to identify gaps, take action, and follow through to ensure continuous improvement.

The Parent Satisfaction Survey was administered to all parents/caregivers with a child in the school district to assess the level of satisfaction parents have with their child's school. Collecting feedback from parents/caregivers allows leaders to recognize the good work that many school leaders, teachers, and staff accomplish every day, and to identify gaps in performance that should be addressed.

This report provides an overview of the findings for the 2018 survey administration for South Christian Elementary School.

School-Level Summary

- ▶ A total of **39** parents/caregivers of a child/children attending this school provided feedback during the current survey administration.
- ▶ The school's overall mean (Items 1-17) was **3.88**, using a scale of 1 to 5.

District-Level Summary

- ▶ A total of **425** parents/caregivers provided feedback during the current survey administration, with 146 providing feedback to multiple schools (115 with children in 2 different schools; 31 with children in 3 different schools) for a total of **564 survey responses**.
- ▶ The district's overall mean (Items 1-14) was **3.59**, using a scale of 1 to 5. About **28%** of all response choices were in the "Strongly Agree" category or "Top Box."

"Top Box Percentage" is the percentage of parents/caregivers who select the "Strongly Agree" option indicating that they are *most positive*. Research suggests a difference in the loyalty of people who indicate that they are extremely satisfied (i.e., "Strongly Agree") compared to those who are just satisfied (i.e., "Agree") when rating their experience or engagement. In this way, top box scoring provides more focused data to better understand parent satisfaction and loyalty.

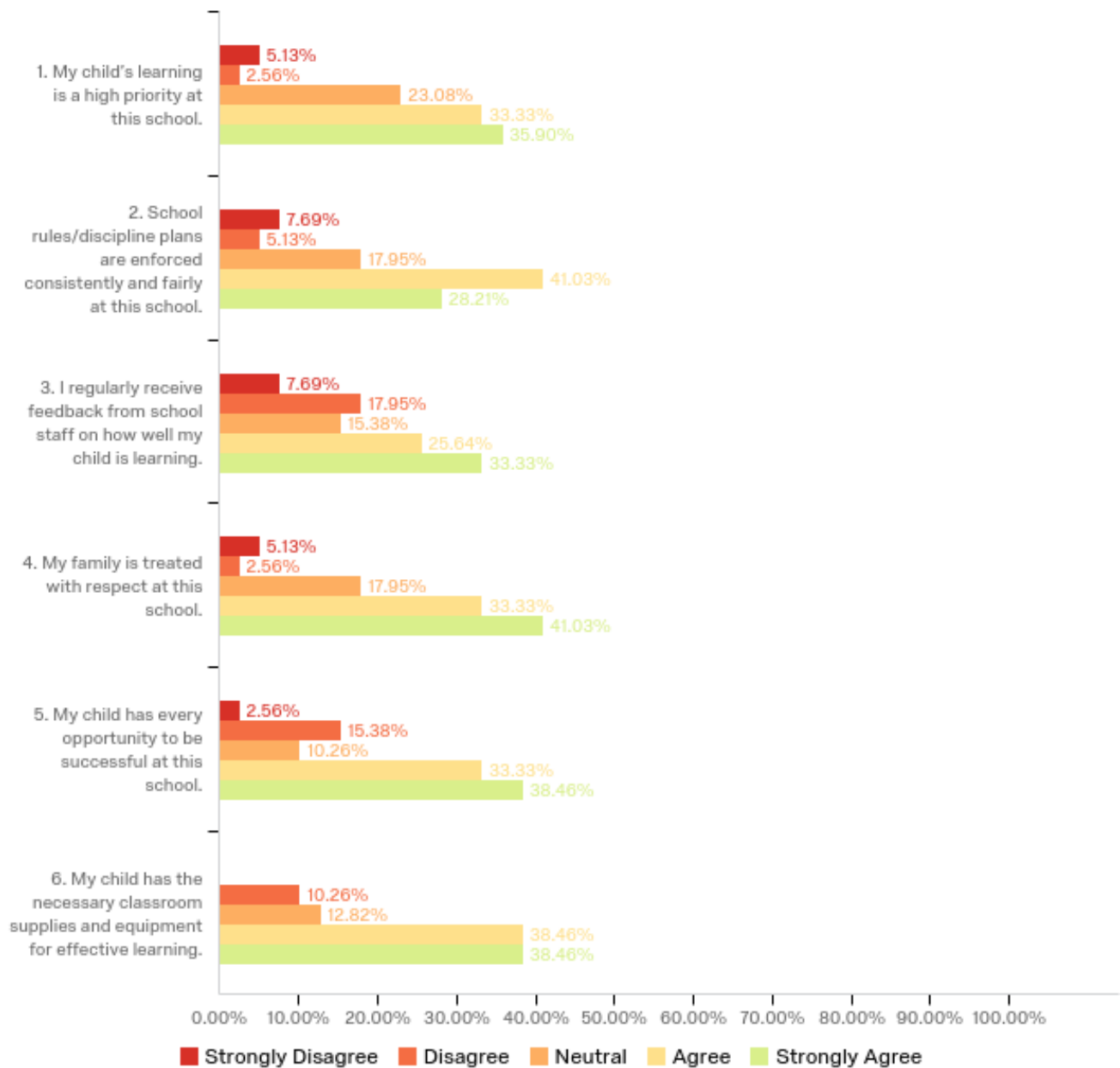
School -Level Results

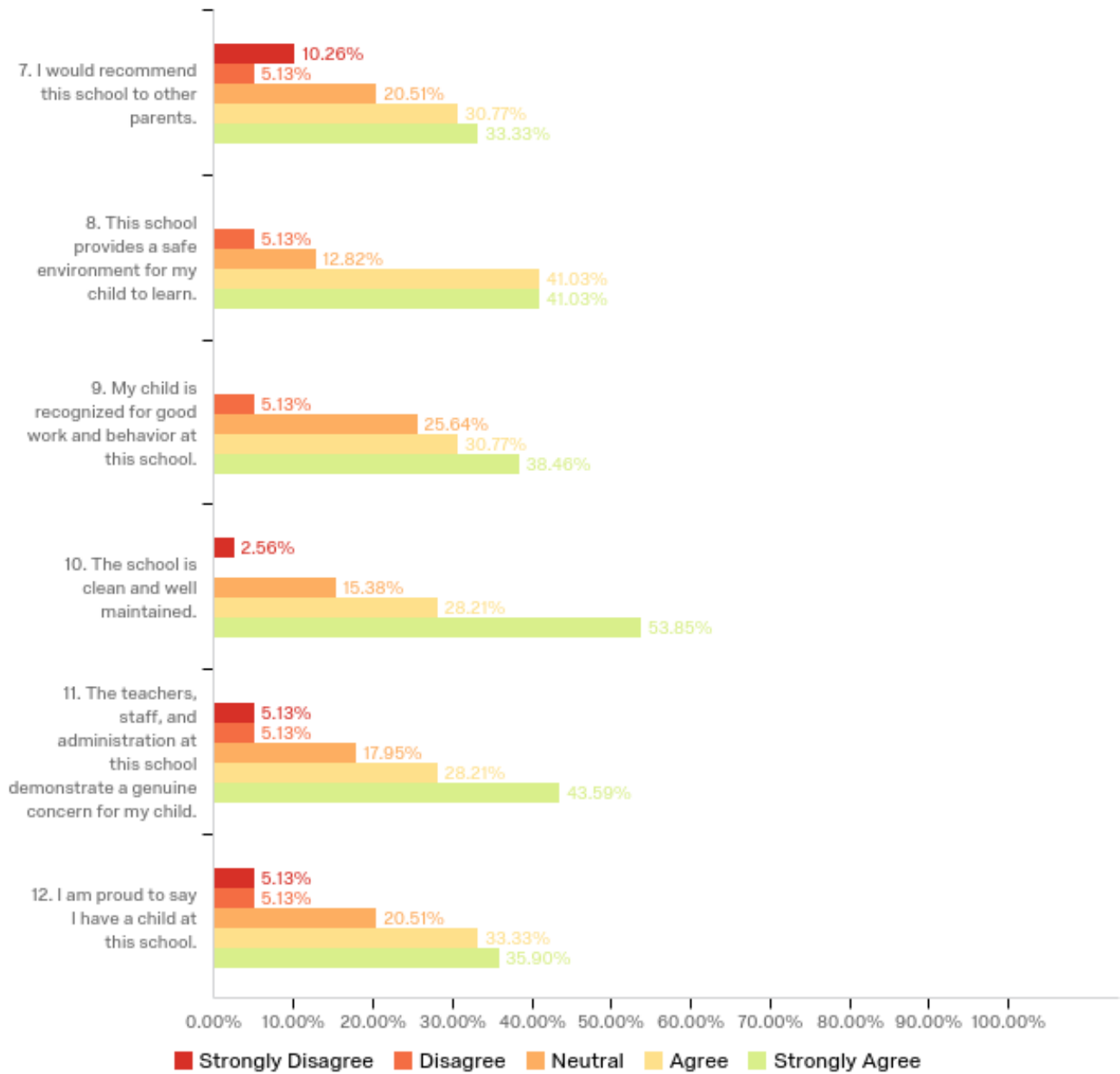
On the following pages, tables provide the benchmark (items 1-17) and district (d1-d5) item means, number of responses per item, top box percentage, and frequency distribution of response categories; as a complement to tables providing the frequency distribution of response categories, bar charts provide a visual presentation of the percent frequency distribution. Verbatim comments to the open-ended response items are found at the end of the document.

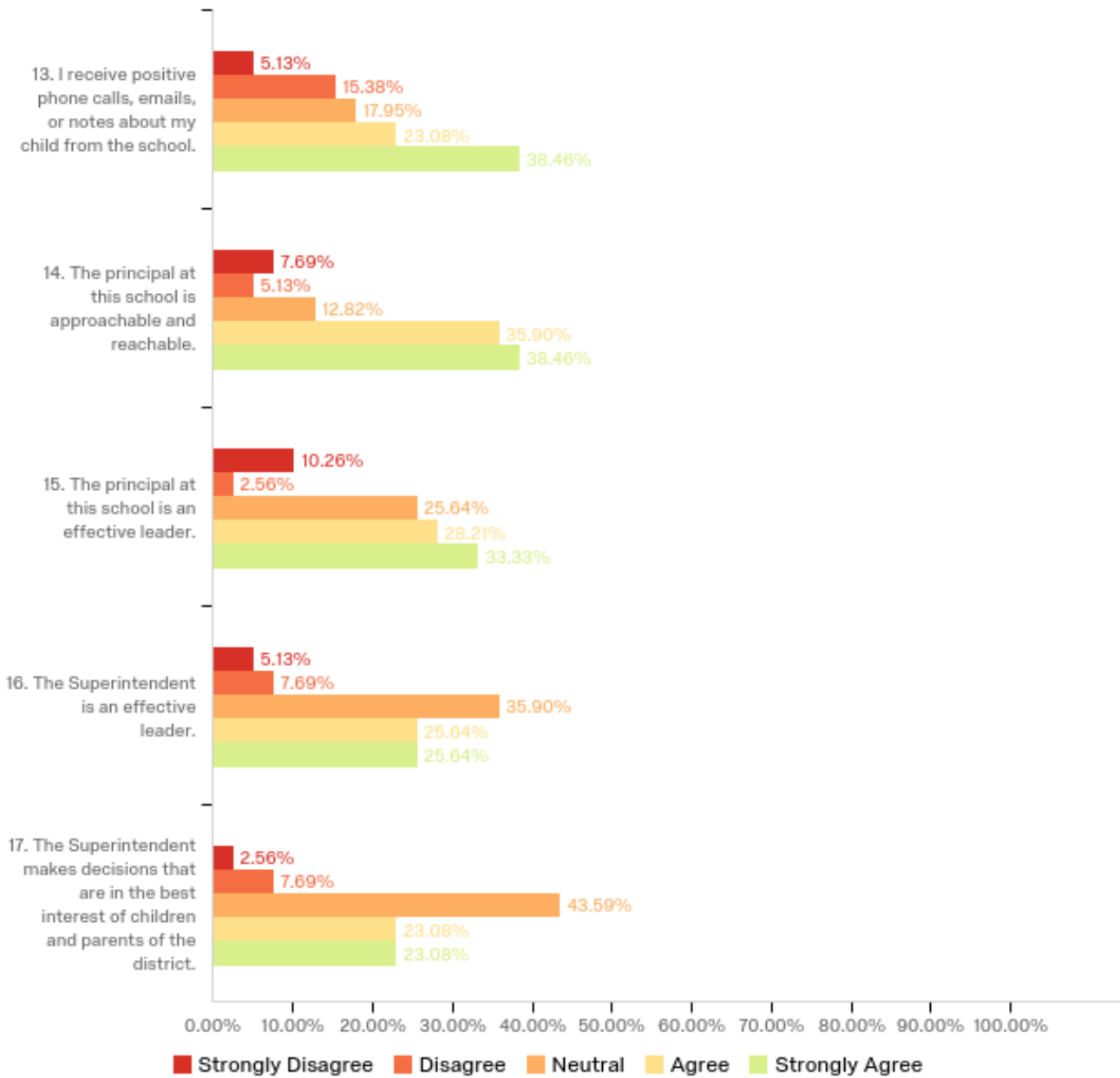
Benchmark Items 1-17

Field	Mean	Count	Top 1 Box
1. My child's learning is a high priority at this school.	3.92	39	35.90%
2. School rules/discipline plans are enforced consistently and fairly at this school.	3.77	39	28.21%
3. I regularly receive feedback from school staff on how well my child is learning.	3.59	39	33.33%
4. My family is treated with respect at this school.	4.03	39	41.03%
5. My child has every opportunity to be successful at this school.	3.90	39	38.46%
6. My child has the necessary classroom supplies and equipment for effective learning.	4.05	39	38.46%
7. I would recommend this school to other parents.	3.72	39	33.33%
8. This school provides a safe environment for my child to learn.	4.18	39	41.03%
9. My child is recognized for good work and behavior at this school.	4.03	39	38.46%
10. The school is clean and well maintained.	4.31	39	53.85%
11. The teachers, staff, and administration at this school demonstrate a genuine concern for my child.	4.00	39	43.59%
12. I am proud to say I have a child at this school.	3.90	39	35.90%
13. I receive positive phone calls, emails, or notes about my child from the school.	3.74	39	38.46%
14. The principal at this school is approachable and reachable.	3.92	39	38.46%
15. The principal at this school is an effective leader.	3.72	39	33.33%
16. The Superintendent is an effective leader.	3.59	39	25.64%
17. The Superintendent makes decisions that are in the best interest of children and parents of the district.	3.56	39	23.08%

Question	Strongly Disagree	Disagree	Neutral	Agree	Strongly Agree	Total
1. My child's learning is a high priority at this school.	2	1	9	13	14	39
2. School rules/discipline plans are enforced consistently and fairly at this school.	3	2	7	16	11	39
3. I regularly receive feedback from school staff on how well my child is learning.	3	7	6	10	13	39
4. My family is treated with respect at this school.	2	1	7	13	16	39
5. My child has every opportunity to be successful at this school.	1	6	4	13	15	39
6. My child has the necessary classroom supplies and equipment for effective learning.	0	4	5	15	15	39
7. I would recommend this school to other parents.	4	2	8	12	13	39
8. This school provides a safe environment for my child to learn.	0	2	5	16	16	39
9. My child is recognized for good work and behavior at this school.	0	2	10	12	15	39
10. The school is clean and well maintained.	1	0	6	11	21	39
11. The teachers, staff, and administration at this school demonstrate a genuine concern for my child.	2	2	7	11	17	39
12. I am proud to say I have a child at this school.	2	2	8	13	14	39
13. I receive positive phone calls, emails, or notes about my child from the school.	2	6	7	9	15	39
14. The principal at this school is approachable and reachable.	3	2	5	14	15	39
15. The principal at this school is an effective leader.	4	1	10	11	13	39
16. The Superintendent is an effective leader.	2	3	14	10	10	39
17. The Superintendent makes decisions that are in the best interest of children and parents of the district.	1	3	17	9	9	39







District Items D1-D5

Field	Mean	Count	Top 1 Box
d1. I am able to understand the disciplinary rules and consequences in the Code of Acceptable Behavior that were provided to me upon registration of my child.	4.23	39	46.15%
d2. The Site-Based Decision Making Council (SBDM) represents family and parents on effective decision-making at my child's school.	3.59	39	23.08%
d3. My child's school provides me with opportunities to be involved and volunteer.	4.03	39	38.46%
d4. My child's school provides me with opportunities to learn how to help my child succeed academically.	3.76	38	31.58%
d5. My child is treated with respect at this school regardless of race/color, gender, disability, religion, or national origin?	4.13	39	43.59%

Question	Strongly Disagree	Disagree	Neutral	Agree	Strongly Agree	Total
d1. I am able to understand the disciplinary rules and consequences in the Code of Acceptable Behavior that were provided to me upon registration of my child.	0	1	7	13	18	39
d2. The Site-Based Decision Making Council (SBDM) represents family and parents on effective decision-making at my child's school.	2	3	13	12	9	39
d3. My child's school provides me with opportunities to be involved and volunteer.	1	2	7	14	15	39
d4. My child's school provides me with opportunities to learn how to help my child succeed academically.	2	4	7	13	12	38
d5. My child is treated with respect at this school regardless of race/color, gender, disability, religion, or national origin?	2	1	4	15	17	39

