

High School Art - NTI (Snow Day) Packet Day 9

[karen.fields@wburg.kyschools.us](mailto:karen.fields@wburg.kyschools.us)

Today you will complete one of the 15 drawing task included in this packet. Each assignment is a mini art lesson. You may complete the task on a piece of sketch book paper or at the bottom of this page. The finished size for each assignment should be 5x7 inches. Your drawing may be larger if more space is needed. Make sure you read and follow all the directions listed in the task. Begin with a pencil and keep it light till you get it right! \*\*\*For each of the assignments you should spend at least 30 minutes making a fairly well-developed drawing with some detail. You should include your artist signature and the prompt number you chose.

Each task may only be completed once; you may not repeat a task so if you pick task 1 this time you many not complete that task again.

I will be available for questions between 8:00am and 3:00pm. Please email me on our NTI day if you have any questions. My email can be found on the school web site and the top of this document.

*Assignments are due three days after the snow day*

Task #: \_\_\_\_\_


*Artist Signature:* \_\_\_\_\_

For numbers 1-10 **Do NOT Copy the samples provided!!!! Draw your own image.**

## **Drawing Task**

- 1.** Pick an object in your house. You will do an observational drawing. While looking **only at the object**, put your pencil to paper and draw it without picking up your pencil. Don't cheat!!! Now add some color to your crazy drawing.
  - 2.** Find a beautiful picture in a magazine or print one off the internet, cut it out, and make that the center of your drawing.
  - 3.** Pick a quote and illustrate it. (Yes you may Zentangle)
  - 4.** What's your favorite fairy tale? Draw or paint your favorite scene. You may add color! You may use any media (pencil, pen, markers, or paint) to complete this assignment.
  - 5.** Pick a lyric from one of your favorite songs and illustrate it. Beneath the sketch list the song title and artist.
  - 6.** Think about something in your everyday life that you take for granted, and devote your sketch to it. Beneath it, describe what it is.
  - 7.** Pick three colors. Draw an animal or insect using a pen, and then use only those three colors to fill it in.
  - 8.** Draw three things you can't go without (with shading please). Suggested material: pencil or pen. Beneath it, briefly describe what they are and why you need each item.
  - 9.** Create a comic strip. Focus on lines only – no shading! Add color - think Pop Art. Suggested material: pencil, pen, or marker.
  - 10.** Block print your name or initials in the middle of the page. Fill all the negative space with doodles (Zentangle) Suggested material: pen. You may add color
- For the Art Hub assignments you will need a full sheet of paper, pencil or marker to draw with and color pencils or pastels.
- 11.** Online assignment: You Tube: [How To Draw A Realistic Bat](#)
  - 12.** Online assignment: You Tube: [How To Draw A Realistic Chipmunk](#).
  - 13.** Online assignment: You Tube: [How To Draw A Realistic Betta Fish \(Siamese Fighting Fish\)](#)
  - 14.** Online assignment: You Tube: Art Hub for kids: [How To Draw A Realistic Bald Eagle](#)
  - 15.** Online assignment: You Tube: Art Hub for kids: [How To Sketch A Koi Fish - Advanced](#)
  - 16.** On line assignment. You Tube: Art Hub for kids. [How to Sketch A Beetle – Advanced](#)

Task 1



Task 2




Task 3



Task 4



Task 5



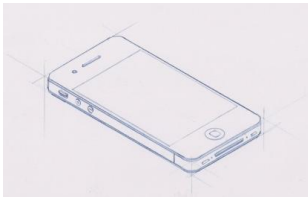
Task 6




Task 7



Task 8



Task 9



Task 10



Task 11



Task 12



Task 13



Task 14



Task 15



Task 16

