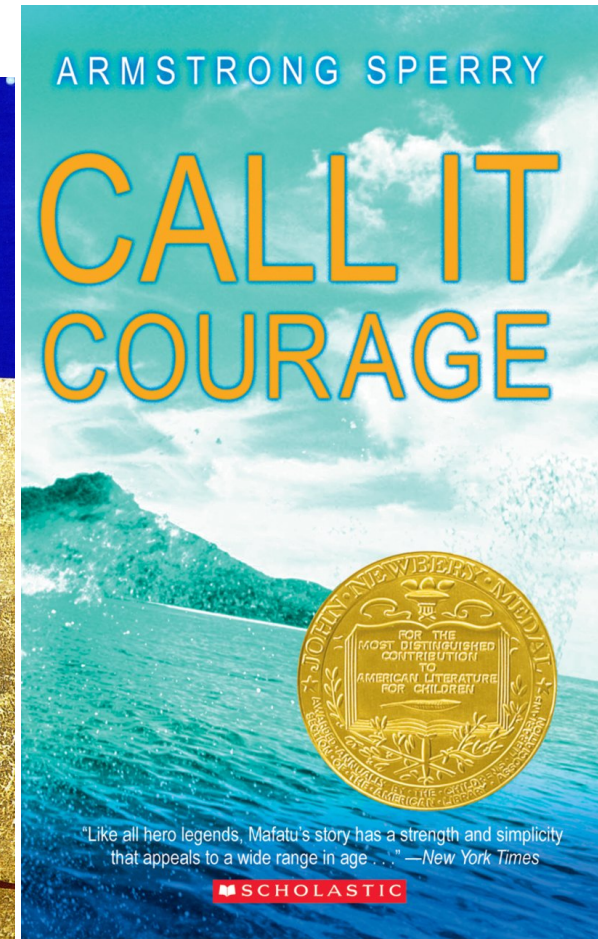
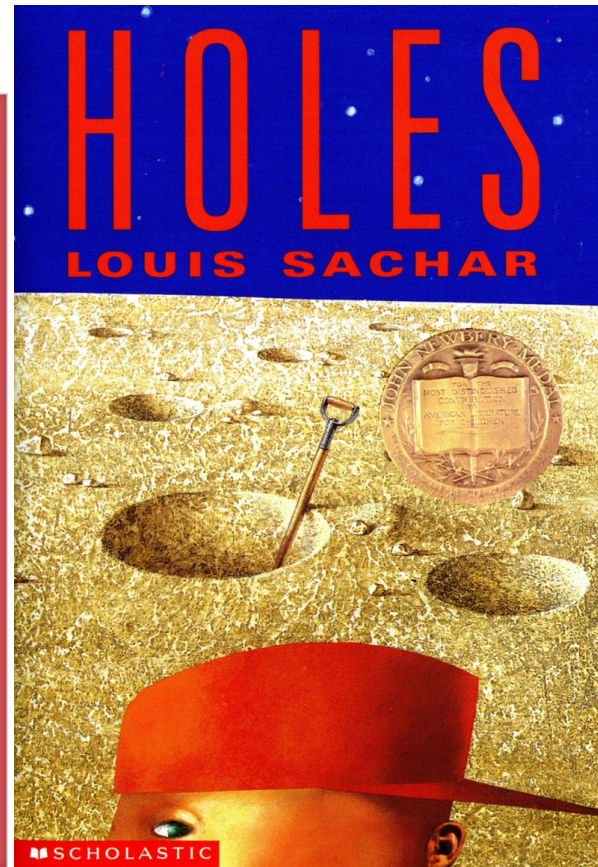
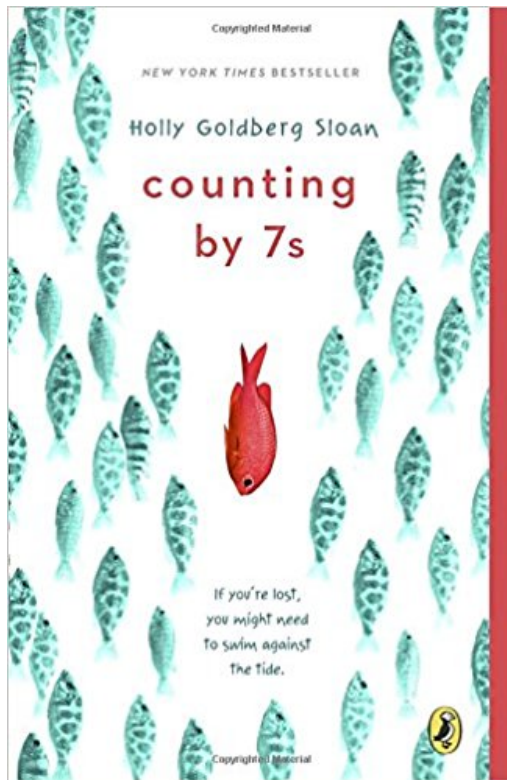


6th Grade Summer Reading

Choose 1 of the following books: Holes by Louis Sachar, Counting by 7's by Holly Goldberg Sloan, or Call it Courage by Armstrong Sperry and complete the 3 comprehensive assignments for your chosen book.



Part 2: Character Traits are the aspects of a person's behavior and attitudes that make up that person's personality. Character traits are shown through the character's words, actions, thoughts, and feelings. Examples include patient, unfaithful, jealous, sympathetic, or sincere. Identify the main character, 5 character traits the main character possesses, and give evidence to prove those traits.

Who is the Main Character: _____

Character Traits	Evidence and page number from the text

Part 3: Complete the Plot Diagram based on the book you chose.

Plot Structure Diagram

Name _____

Date _____

Period _____

CHARACTERS*
Protagonist and Main Character(s)
Antagonist
SETTING*
Time
Place

1

2

3

4

5

6

7

8

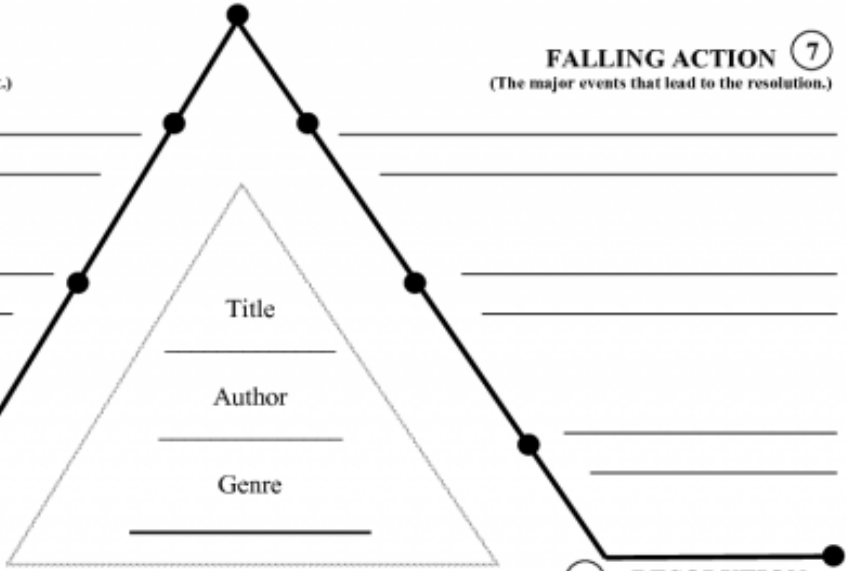
TURNING POINT
(The main event between the protagonist and the antagonist or the moment for which the reader has been waiting.)

6
RISE ACTION
(The major events that lead to the turning point.)

7
FALLING ACTION
(The major events that lead to the resolution.)

3
CONFLICT*
(What's the problem between the protagonist and the antagonist?)

4
RESOLUTION
(How was the conflict solved?)



8
THEME
(The lesson or message the author is trying to help us understand.)

- How To Figure Out the Theme**
1. Actively read the text.
 2. Fill out the Plot Structure Diagram (follow the circled numbers)
 3. Examine the conflict, resolution and turning points.
 4. Ask yourself, "What is the lesson the protagonist learned?"
 5. Reword #4 so that it can apply to anyone who reads the story.

*Characters, Setting, Conflict and Mood (how the story makes you feel) combine to create the EXPOSITION which helps you "get into" the story, novel or movie from the very beginning.