

**A.W. James Elementary
School**

English Language Arts

**Independent Learning
Packets**

Grade 2

Student Name _____

Daily Routine:

- Reading Foundational Skills Practice
- Language Practice
- Comprehension Practice
- Writing Practice

Day 1

Instructions

- Use the Dolch sight words list to review known sight words and choose one new word to learn for the day.
- Read the passage and answer the comprehension questions.
- Complete the handout to practice identifying adjectives in the sentences.
- Complete the graphic organizer to write about events that occurred during your spring break.

Dolch Sight Words

Second Grade (46 words)

always	or
around	pull
because	read
been	right
before	sing
best	sit
both	sleep
buy	tell
call	their
cold	these
does	those
don't	upon
fast	us
first	use
five	very
found	wash
gave	which
goes	why
green	wish
its	work
made	would
many	write
off	your

Practice identifying sight words daily.

Name _____

Read and Comprehend

Directions: Read the passage below and answer the questions.


RI.2.1 Ask and answer such questions as *who*, *what*, *where*, *when*, *why*, and *how* to demonstrate understanding of key details in a text.

Changes


Did you know that heating and cooling can change objects? Some changes can be reversed, which means the object can go back to the way it was before it was heated up or cooled down. Other changes cannot be reversed, which means the object cannot go back to how it was before it was heated up or cooled down.

Water can go through reversible changes when it is heated or cooled. When water is heated up, it will start to boil and then turn into water vapor. If you collect the water vapor and cool it down, it will turn back into water. When water is cooled down a lot, it will turn into ice. If you heat the ice back up, it will turn into water again.

Have you ever watched an adult cook an egg? Eggs go through a change that cannot be reversed when they are heated. When the liquid egg white is heated, it turns into a solid. If you let the egg cool back down, though, the egg white will not turn back into a liquid.



Questions:



1. What does it mean if a change can be reversed?
Underline the sentence that told you.

2. Are there changes that cannot be reversed? Give an example.

3. Describe how heating and cooling water changes it.

4. Can you think of another object that goes through a change that cannot be reversed when it is heated or cooled? Describe the change.

Name _____

Adjective Search


L.2.1e Use adjectives and adverbs, and choose between them depending on what is to be modified.

Adjectives describe a person, place, or thing.

For example: The green grass is growing. The word green is an adjective.

Circle the adjective or adjectives in each sentence.

The brave firemen rescued the cat from the tree.



My friends and I are going to watch a scary movie.

My friend likes to read funny books about Fairies.

Mom and dad are going out for a romantic dinner.

Our clever teacher gave us homework.

My purple sock has a hole in it.



Does loud music hurt your ears?

Name _____

Write and Respond

Directions: Write about the events that happened during your spring break using the organizer below.

W.2.3 Write narratives in which they recount a well-elaborated event or short sequence of events, include details to describe actions, thoughts, and feelings, use temporal words to signal event order, and provide a sense of closure.

First, _____

Next, _____

My spring break was
_____.

Then, _____

Lastly, _____

Day 2

Instructions

- Use the Dolch sight words list to review known sight words and choose one new word to learn for the day.
- Complete the handout and identify the two-syllable words that include long vowel sounds.
- Practice identifying adjectives and choosing the best adjective to complete the sentence.
- Use your graphic organizer from the previous day to compose a writing draft to respond to the prompt.

Name _____

Syllable Search

Directions: Identifying two-syllable words in context. Read each sentence. Circle the **two-syllable** word that contains a **long-vowel** sound.

RF.2.3c Decode regularly spelled two-syllable words with long vowels.

1. I sat beside my mom on the train.
2. We like to play games in the basement.
3. I made a mistake on my math test.
4. Will the frog will become a prince?
5. The sign says to beware of the dog.
6. Lee will invite Marcus to ride bikes.
7. The food is on the table.
8. Write your name on your paper.
9. Hippos are large and strong.
10. I hope the mailman has a delivery for me.

Name _____

Day 2, Week 2

Using Adjectives

L.2.1e Use adjectives and adverbs, and choose between them depending on what is to be modified.

Circle the adjectives.

bumpy lane yellow broken freezing
prickly watch lively itchy tell
purple clean goofy huge roof

Complete the sentences using the adjectives from above.

1. The bug bites on my legs are _____.
2. It was a _____ birthday party.
3. The giant cactus in the desert is _____.
4. The boy has _____ grapes in his lunch.
5. A _____ arm makes it hard to write.
6. _____ rain makes the road slippery.
7. My dad folds the _____ laundry.
8. Dirt roads are dusty and _____.
9. Matt has a _____ look on his face.
10. The cookie is hard to bite into because it is so _____.

Day 3

Instructions

- Use the Dolch sight words list to review known sight words and choose one new word to learn for the day.
- Practice reading two-syllable words with long vowels and divide the words into syllables.
- Read the sentences and choose the best possible answer as you practice drawing conclusions.
- Revisit your writing draft from the previous day and add more details to make your writing more interesting.
Rewrite your draft and include these details.

Name _____

Long Vowel Syllables

Directions: Read each word. Draw a slash (/) between the syllables.

RF.2.3c Decode regularly spelled two-syllable words with long vowels.

mailman

polite

athlete

beside

invite

runner

someone

inside

paper

rider

Name _____

Drawing Conclusions

RL.2.7 Use information gained from the illustrations and words in a print or digital text to demonstrate understanding of its characters, setting, or plot.

Drawing conclusions means figuring something out for yourself. To draw conclusions, you need to think about what *makes the most sense*.

Here are some examples of things you can figure out for yourself. Darken the circle next to the conclusion that makes the most sense.

1. Laura sat down beside her friend Allie and opened her lunchbox.


This is probably because:

- Laura is going to draw a picture.
- Laura is going to eat lunch.
- Laura is going to take a nap.

2. The movie ended and everyone in the audience clapped.

This is probably because:

- They wanted to see another movie.
- The movie was beginning.
- They all liked the movie.



3. The students sat in a circle on the floor, and the teacher opened a book.

This is probably because:

- The teacher is going to read a story.
- The students are getting ready for recess.
- It is time for lunch.

4. Marco's dad picked up his briefcase and went out to the car.

This is probably because:

- Marco's dad is staying home from work.
- Marco's dad is going to mow the lawn.
- Marco's dad is leaving for work.

5. The pretty glass cup slipped out of Nina's hand, and there was a crashing sound.

This is probably because:

- The cup broke.
- The cup was made of plastic.
- Nina dropped a glass plate.

6. The theater lights went off, and the big curtains opened. Two actors came out onto the stage.

This probably means that:

Days 4-5

Instructions

- Use the Dolch sight words list to review known sight words and choose one new word to learn for the day.
- Practice reading two-syllable words with long vowels by sorting them into the correct category.
- Read the passages and choose the correct answer by drawing conclusions.
- Revisit your writing draft from the previous day and edit it to ensure your sentences include proper spelling, capitalization, and punctuation. Make any remaining edits before writing your final draft. Publicize your writing by reading it to a family member or friend.

Name _____

Syllable Sorting

Directions: Read each two-syllable word. Write the word in the column of the long vowel sound it contains.

RF.2.3c Decode regularly spelled two-syllable words with long vowels.

robot future major concrete sidewalk
baseball tiger social regard nation
pupil donor reason digest music

Long A Sound

Long E Sound

Long I Sound

Long O Sound

Long U Sound

Name _____

Drawing Conclusions

RL.2.7 Use information gained from the illustrations and words in a print or digital text to demonstrate understanding of its characters, setting, or plot.

Drawing conclusions means figuring something out for yourself. To draw conclusions, you need to think about what *makes the most sense*.

~~~~~

**Here are more examples of things you can figure out for yourself. Darken the circle next to the conclusion that *makes the most sense*.**

1. Paolo put his pajamas and his toothbrush in his backpack.

This is probably because:

- Paolo is going on a sleepover.
- Paolo is going out to play.
- Paolo is going to soccer practice.

2. Cassie ordered macaroni and cheese, and a glass of milk.

This is probably because:

- Cassie is at the drugstore.
- Cassie is at a restaurant.
- Cassie is at the ice cream shop.

3. Lila tried on one pair of shoes after another, and finally picked a pair of pink sneakers with purple laces.

This is probably because:

- Lila is at a restaurant.
- Lila is having dinner.
- Lila is at a shoe store.

4. Farmer Frank put on his sun hat, and put the keys to the tractor in his pocket.

This is probably because:

- Farmer Frank is going to plow the field.
- Farmer Frank is going to the grocery store in town.
- Farmer Frank is going to the movies.

5. Cheryl's dad lit the fire in the grill and put on a big apron.

This is probably because:

- Cheryl's dad is going to take a nap.
- Cheryl's dad is going to cook on the grill.
- Cheryl's dad is working in his office.

6. Andrew was surprised when the man on the stage pulled a rabbit out of his big black hat.

This probably means that:

---

