

**A.W. James Elementary  
School**

*ELA & Math*

**Independent Learning  
Packets**

**Hatch/Banks  
Kindergarten**

Student Name \_\_\_\_\_

# Dolch Sight Words

## Kindergarten (52 words)

all  
am  
are  
at  
ate  
be  
black  
brown  
but  
came  
did  
do  
eat  
four  
get  
good  
have  
he  
into  
like  
must  
new  
no  
now  
on  
our

out  
please  
pretty  
ran  
ride  
saw  
say  
she  
so  
soon  
that  
there  
they  
this  
too  
under  
want  
was  
well  
went  
what  
white  
who  
will  
with  
yes


## Going Swimming

A period (.) is at the end of a sentence that makes a statement.

A question mark (?) is at the end of a sentence that asks a question.

Read each sentence and write the correct punctuation mark at the end.

1. I am going swimming\_\_\_\_\_
2. Would you like to come with me\_\_\_\_\_
3. We will swim at the community pool\_\_\_\_\_
4. I am a good swimmer\_\_\_\_\_
5. Do you know how to dive\_\_\_\_\_
6. Will you teach me how to dive\_\_\_\_\_




# Write the Sight Words

Look at the sight word, trace the dotted lines,  
then write it yourself!



after



a


a f t e r

after

May we have dessert  
\_\_\_\_\_ dinner?

# Write the Sight Words

Look at the sight word, trace the dotted lines,  
then write it yourself!



could



c

c o u l d

could

You read

this book instead.

What is this bear doing?



Write a story below:

A large rectangular box with rounded corners, containing five horizontal lines for writing a story.

Note: More worksheets at [www.education.com/worksheets](http://www.education.com/worksheets)

# Using Sight Words

Write four sentences using one of the words from the box in each sentence

going when stop just



Four sets of primary writing lines, each consisting of a solid top line, a dashed middle line, and a solid bottom line, for writing practice.

**A.W. James Elementary  
School**

*ELA & Math*

Independent Learning  
Packets

**Hatch/Banks  
Kindergarten**

Student Name \_\_\_\_\_



Name : \_\_\_\_\_

Score : \_\_\_\_\_

Teacher : \_\_\_\_\_

Date : \_\_\_\_\_

### Complete the Pattern



\_\_\_\_



\_\_\_\_



\_\_\_\_



\_\_\_\_



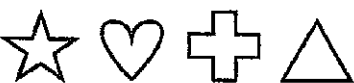
\_\_\_\_



\_\_\_\_



\_\_\_\_



\_\_\_\_



\_\_\_\_



\_\_\_\_



**Addition with Sums to 10**

Find the sum.

$$\begin{array}{r} 4 \\ + 3 \\ \hline \end{array}$$

$$\begin{array}{r} 4 \\ + 2 \\ \hline \end{array}$$

$$\begin{array}{r} 2 \\ + 1 \\ \hline \end{array}$$

$$\begin{array}{r} 7 \\ + 1 \\ \hline \end{array}$$

$$\begin{array}{r} 2 \\ + 3 \\ \hline \end{array}$$

$$\begin{array}{r} 7 \\ + 3 \\ \hline \end{array}$$

$$\begin{array}{r} 1 \\ + 1 \\ \hline \end{array}$$

$$\begin{array}{r} 1 \\ + 3 \\ \hline \end{array}$$

$$\begin{array}{r} 7 \\ + 0 \\ \hline \end{array}$$

$$\begin{array}{r} 2 \\ + 4 \\ \hline \end{array}$$

$$\begin{array}{r} 1 \\ + 9 \\ \hline \end{array}$$

$$\begin{array}{r} 4 \\ + 5 \\ \hline \end{array}$$

$$\begin{array}{r} 1 \\ + 4 \\ \hline \end{array}$$

$$\begin{array}{r} 7 \\ + 2 \\ \hline \end{array}$$

$$\begin{array}{r} 5 \\ + 2 \\ \hline \end{array}$$

$$\begin{array}{r} 3 \\ + 7 \\ \hline \end{array}$$


$$\begin{array}{r} 8 \\ + 1 \\ \hline \end{array}$$

$$\begin{array}{r} 1 \\ + 6 \\ \hline \end{array}$$

$$\begin{array}{r} 2 \\ + 5 \\ \hline \end{array}$$

$$\begin{array}{r} 1 \\ + 6 \\ \hline \end{array}$$

$$\begin{array}{r} 4 \\ + 4 \\ \hline \end{array}$$



Name : \_\_\_\_\_

Score : \_\_\_\_\_

Teacher : \_\_\_\_\_

Date : \_\_\_\_\_

---

$$\begin{array}{r} 1 \\ - 0 \\ \hline \end{array}$$

$$\begin{array}{r} 4 \\ - 2 \\ \hline \end{array}$$

$$\begin{array}{r} 6 \\ - 1 \\ \hline \end{array}$$

$$\begin{array}{r} 6 \\ - 5 \\ \hline \end{array}$$

$$\begin{array}{r} 5 \\ - 0 \\ \hline \end{array}$$

$$\begin{array}{r} 5 \\ - 4 \\ \hline \end{array}$$

$$\begin{array}{r} 8 \\ - 1 \\ \hline \end{array}$$

$$\begin{array}{r} 7 \\ - 5 \\ \hline \end{array}$$

$$\begin{array}{r} 6 \\ - 3 \\ \hline \end{array}$$

$$\begin{array}{r} 6 \\ - 2 \\ \hline \end{array}$$

$$\begin{array}{r} 7 \\ - 7 \\ \hline \end{array}$$

$$\begin{array}{r} 9 \\ - 2 \\ \hline \end{array}$$

$$\begin{array}{r} 8 \\ - 1 \\ \hline \end{array}$$

$$\begin{array}{r} 5 \\ - 4 \\ \hline \end{array}$$

$$\begin{array}{r} 7 \\ - 4 \\ \hline \end{array}$$

$$\begin{array}{r} 9 \\ - 4 \\ \hline \end{array}$$

$$\begin{array}{r} 5 \\ - 3 \\ \hline \end{array}$$

$$\begin{array}{r} 8 \\ - 5 \\ \hline \end{array}$$

$$\begin{array}{r} 9 \\ - 6 \\ \hline \end{array}$$

$$\begin{array}{r} 8 \\ - 7 \\ \hline \end{array}$$

$$\begin{array}{r} 9 \\ - 0 \\ \hline \end{array}$$

$$\begin{array}{r} 8 \\ - 2 \\ \hline \end{array}$$

$$\begin{array}{r} 9 \\ - 0 \\ \hline \end{array}$$





$$\begin{array}{r} 9 \\ - 3 \\ \hline \end{array}$$

$$\begin{array}{r} 6 \\ - 6 \\ \hline \end{array}$$



### Easy Fruit Addition

Add the fruit and write the correct number on the line.



Draw your favorite fruit here!

### Shape Patterns

Study the pattern in each row then draw the shape that comes next.

