Look at the book below. Follow the directions.



Circle the title.

Draw a square around the author.

Circle the illustrator with a blue crayon.

Label the front cover.

Label the back cover.

Name: _____

The Cat In The Hat Sentence Bubbles

Read the sentence and fill in the bubble next to the correct word that completes the sentence.
Sight Word Practice



1. _____ did he come from?

   Ⓐ Where Ⓑ Here

2. Does he _____ to play?

   Ⓐ little Ⓑ like

3. The fish _____ not want him there.

   Ⓐ does Ⓑ do

4. They _____ to run and play!

   Ⓐ what Ⓑ want

5. His hat is red _____ white.

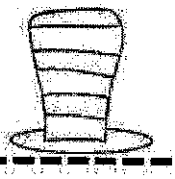

   Ⓐ and Ⓑ are

Count how many pictures and write it on the line.



_____

_____

_____



_____

_____

_____



_____

_____

_____

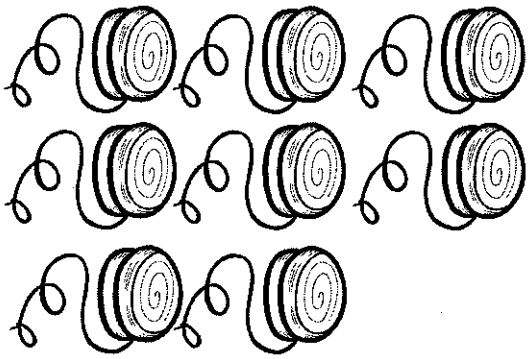

_____

_____

_____

Name _____

Leaves

Directions: Write a sentence about each picture.



leaves

tree



rake

jump

Copyright © 2013 Anne Gardner (Common Core Connection)

Color the <u>left</u> hand blue.



Color the <u>right</u> hand red.



Name _____

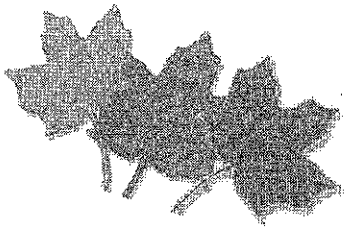

Leaves

Leaves, leaves, falling down,
falling on the ground.
Red and yellow,
orange and brown,
leaves are falling down.

We rake them up,
and scoop them up,
and put them
in a pile.



We jump in them,
and play in them,
for fall just lasts
awhile!



Copyright © 2013 Anne Gardner (Common Core Connection)

Name _____



Leaves



1. The kids put the leaves in a _____ .
   A. bag
   B. fall
   C. pile

2. The kids like to _____ in the leaves.
   A. run
   B. jump
   C. hide

3. _____ just lasts awhile.
   A. Red
   B. Orange
   C. Fall

4. The kids _____ .
   A. like to play in the leaves
   B. are sad the leaves fall
   C. do not like fall

Copyright © 2013 Anne Gardner (Common Core Connection)

Count how many apples and write it below. Write how many in all.

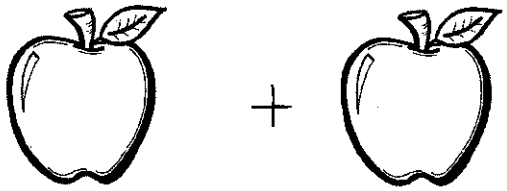

_____ + _____ = _____

_____ + _____ = _____



_____ + _____ = _____

_____ + _____ = _____



_____ + _____ = _____

_____ + _____ = _____

Name _____

Wheels

Directions: Write a sentence about each picture.

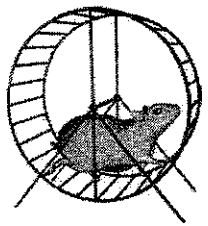

hamster



bike