

NCEdCloud Identity and Access Management (IAM) Service Randolph County School Systems' Student Instructions to Claim Your NCEdCloud Identity and Access Management (IAM) Account

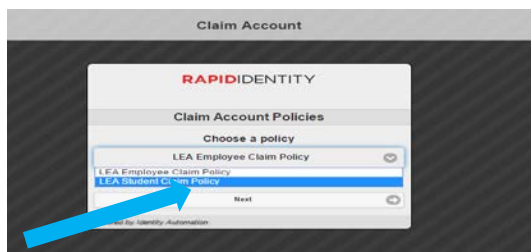
Please follow the steps below to claim your IAM account ASAP. The State of North Carolina will integrate your Home Base/PowerSchool/SchoolNet/Canvas login with the NCEdCloud IAM Service after the steps below are completed.

1. To "Claim Account" go to:

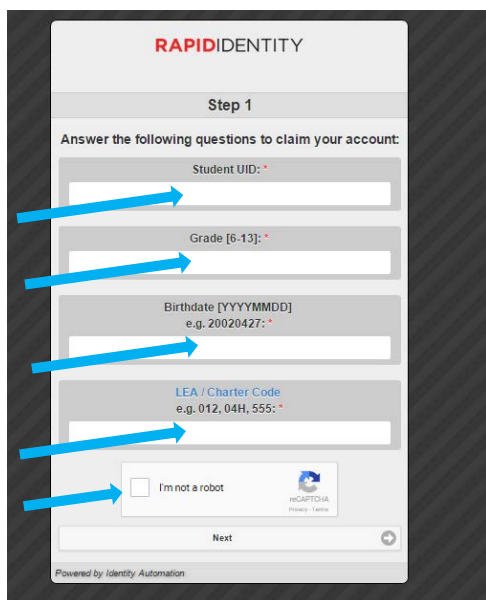
<http://my.ncedcloud.org>



2. Click on **Claim My Account**

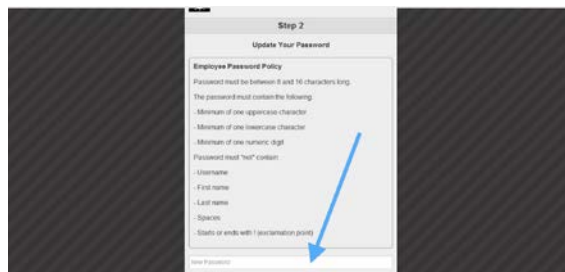


3. Click on down arrow to choose **LEA Student Claim Policy** and then click **Next**



4. Enter the four items as requested (Student UID#=Student ID#, Grade, Birthdate = "YYYYMMDD", LEA/Charter Code =760) and check the "I'm not a robot" check box. Then click **Next**.

5. If prompted, match security pictures.



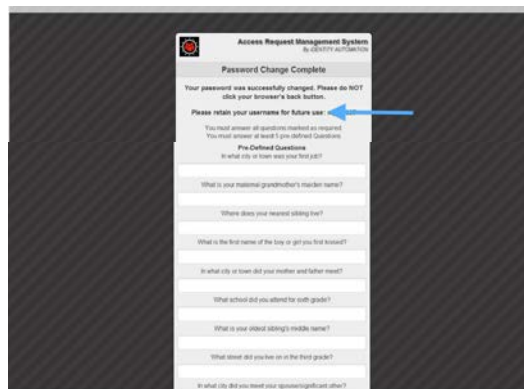
6. Enter a **password** that matches the following naming convention:
First initial (capitalized) + last initial (lowercase)+
8-digit birth date (mmddyyyy)
EXAMPLE: Ab01301999

This student password complies with the IAM password rules below:

Criteria for passwords are:

- 8-16 Characters
- at least 1 uppercase letter
- at least 1 lowercase letter
- at least 1 number
- do not use UID#, first name, or last name
- spaces are not allowed
- password cannot start or end with !

Note: You must type new password in twice to verify.



7. Pick and Answer 5 Challenge Questions. Note: **Capitalization counts.**

8. Your challenge questions are completed and your **username** is displayed with the process **completed**.