

Dear Nye County School District Parent/Guardians:

Please use the following directions to activate your parent portal. Initially we are only opening the portal for you to view your child’s name, household phone number, and family relationships. You may submit updates to your household and family member information if the information has changed.

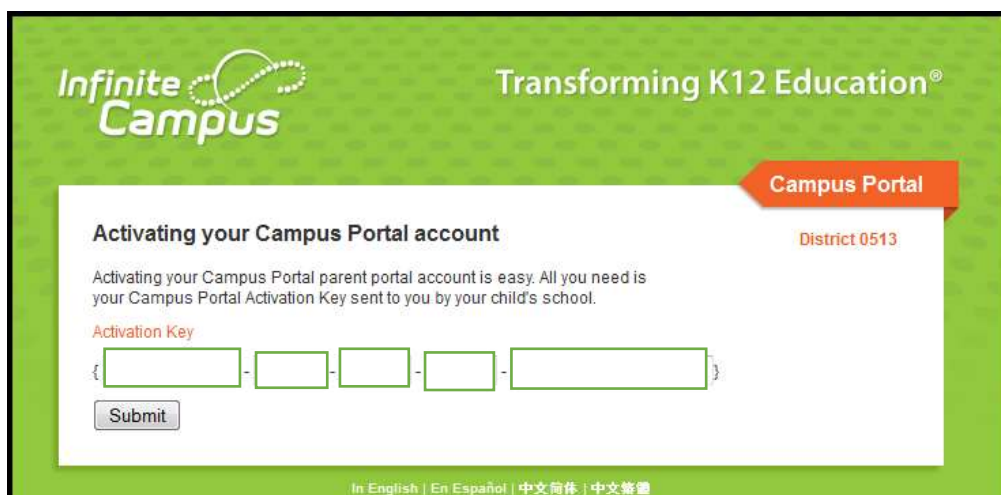
Please note the household phone number must be the same for all children in the household in order for all children to appear in one household.

Additional sections of the parent portal will be opened in segments in the near future along with the mobile app.

Please click the following link: <https://nye.infinitecampus.org/campus/portal/nye.jsp>

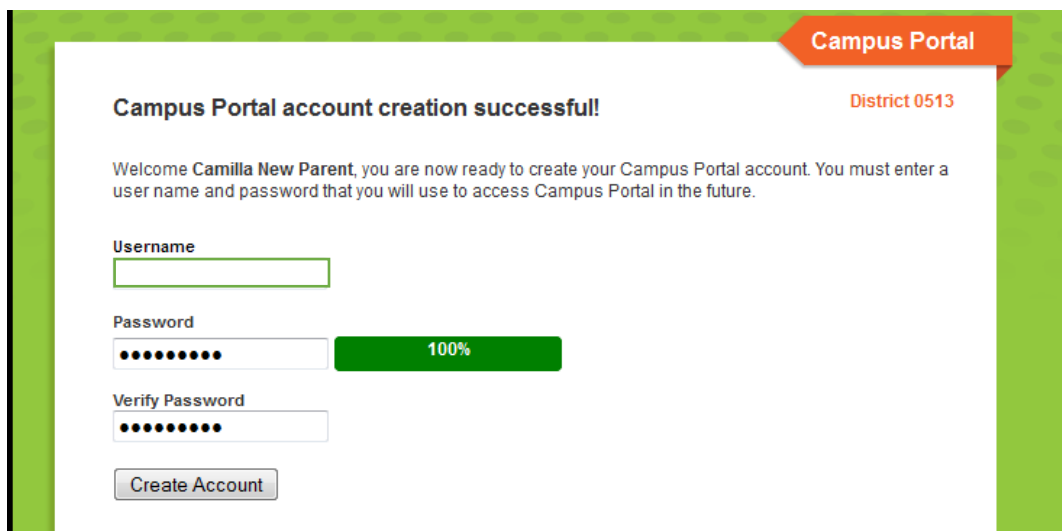


Click the orange “Help” button.



### Activation Key Entry

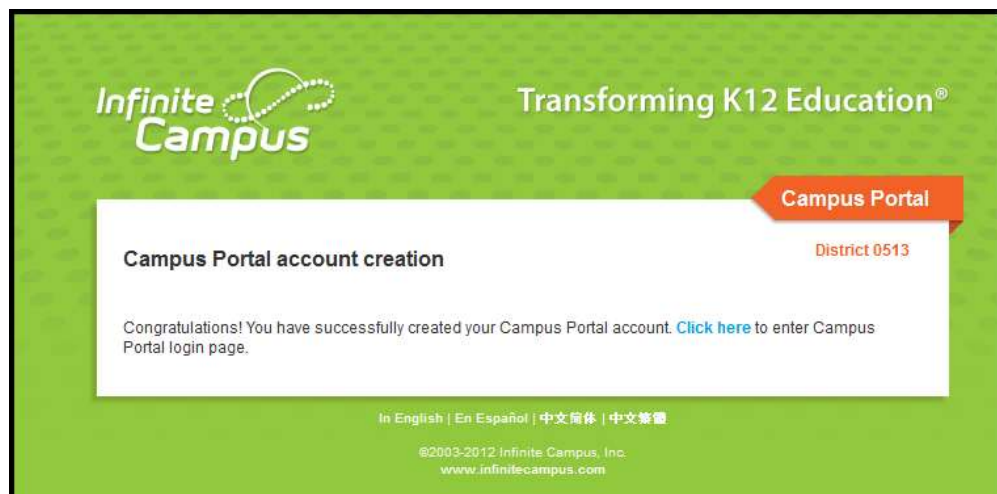
1. Enter the **Activation Key** assigned to you. Once the Activation Key has been used to create an account, it cannot be used again.
2. Click the **Submit** button. The Activation Key will be verified.



## Username and Password Creation

1. Enter a **Username**. Use an alphanumeric (both letters and numbers) username.
2. Enter a **Password**. Use an alphanumeric password. Passwords should be at least 6 characters and considered a strong password.
3. Re-enter the password in the **Verify Password** field.
4. Click the **Create Account** button (log your username and password in a safe place).

This action will create the username and password. The username and password will be verified, and upon approval, the portal account will be created.



**FINAL STEP:** Use the [Click here](#) link on the account creation page to enter your username and password to gain access the Portal information.

If you have further questions or require additional assistance, please contact your child's school office.