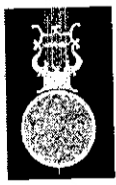


Name: \_\_\_\_\_


Teacher \_\_\_\_\_ Pd: \_\_\_\_\_

**The Pendulum – Harmonic Motion / Energy Activity 7**

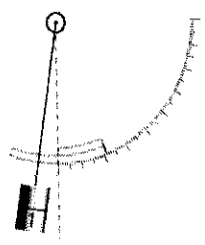
**Introduction:**



Old grandfather clocks have large pendulums that swing back and forth to keep time. A Foucault pendulum is a huge pendulum that swings in two axes as the earth rotates to also keep time. The time a pendulum takes to swing back and forth (*one cycle*) is referred to as *one period*. The period of a pendulum is measured in seconds and is given by the formula shown below. The inverse of period is *frequency*, the number of complete cycles each second. The *equilibrium position* is the point below the pivot, at a neutral position. The *amplitude* of the pendulum's swing is the displacement from the equilibrium. The top of each swing is referred to as *maximum displacement* or *maximum amplitude*.



Pendulum Lab



**Important Formulas:**  $T = 2\pi\sqrt{\frac{l}{g}}$   $f = \frac{1}{T}$

**Procedure:** PhET Simulations → Play with the Sims → Motion → Pendulum Lab **Run Now!**

1. Spend some time learning about pendulums. The simulated pendulum is frictionless, so it will attain the same amplitude in every swing. That is, it will lose no *energy* to friction (heat).
2. Using a 1.00 kg pendulum, for each trial, adjust the length of the pendulum and determine the period. (In this lab, you may use the photogate timer to determine the period, but in the next lab, the spring lab you will not have this luxury.)
3. Complete the table below.

Mass (kg)	Length (m)	Period (s)	Acceleration due to gravity
1.00 kg			
1.00 kg			
1.00 kg			
1.00 kg			

length  m

---

mass  kg

4. Repeat the investigation but, for each trial, adjust only the mass of the pendulum, leaving all other variables constant.

Mass (kg)	Length (m)	Period (s)	gravity

5. Repeat the experiment, but, for each trial, adjust the gravity (location) leaving all other variables constant.

Mass (kg)	Length (m)	Period (s)	gravity

Moon

Earth

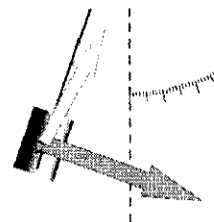
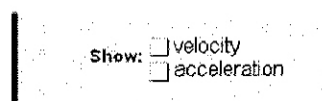
Jupiter

Planet X

g = 0

### Velocity and Acceleration Vectors

6. Turn on the velocity and acceleration vectors.
7. Observe the magnitudes and directions of the vectors as the pendulum moves.
8. The green vector represents \_\_\_\_\_ and the yellow vector \_\_\_\_\_.



### Activity Questions and Calculations:

½-point each

1. What force (or acceleration) causes the pendulum to speed up on the way down and slow down on the way up? \_\_\_\_\_
2. As pendulum length increases, the period of harmonic motion *increases / decreases / remains the same.*
3. As pendulum mass increases, the period of harmonic motion *increases / decreases / remains the same.*
4. As gravity (Jupiter) on the pendulum increases, the period of harmonic motion *increases / decreases / remains the same.*
5. A pendulum attains maximum velocity *at the equilibrium position / at maximum amplitude.*
6. A pendulum attains minimum velocity *at the equilibrium position / at maximum amplitude.*
7. A pendulum attains maximum acceleration *at the equilibrium position / at maximum amplitude.*
8. A pendulum attains minimum acceleration *at the equilibrium position / at maximum amplitude.*
9. A pendulum attains maximum PE (potential energy) *at the equilibrium position / at maximum amplitude.*
10. A pendulum attains **minimum** KE (kinetic energy) *at the equilibrium position / at maximum amplitude.*
11. In real devices that use pendulums (clocks, Foucault pendulums in museums) a force must be added to counteract friction. When should that force be applied? *Constantly / at the same period as the pendulum / it doesn't matter.*
12. A pendulum that completes a cycle in 4 seconds has a period of \_\_\_\_\_ seconds.
13. That same pendulum has a frequency of \_\_\_\_\_ cycles per second (Hz)
14. If a pendulum completes 25 cycles in a minute, its period is \_\_\_\_\_ seconds.
15. ...and its frequency is \_\_\_\_\_ Hz.

Click on *Show Energy*  
More about PE and KE next unit!

*Use the period formula on the front page for the following. Answer in decimal form. Show ALL unit substitutions)*

16. What is the period (on earth) of a .25 kg pendulum with a length of .45 m? (use the formula) \_\_\_\_\_
17. What is the period (on earth) of a 7.5 kg pendulum with a length of .45 m? (use the formula) \_\_\_\_\_
18. In order to swing with a period of exactly 2.0 s, a grandfather clock's 1.5 kg pendulum must have a length of \_\_\_\_\_ m.