

HSHP Student Logins

Student logins will be used for the following applications:

- Schoology
- Powerschool
- Email and Office 365 (Word, PowerPoint, Excel Online, etc.)
- iCloud account on their school-issued iPad
- Student Wi-Fi Access at HSHP

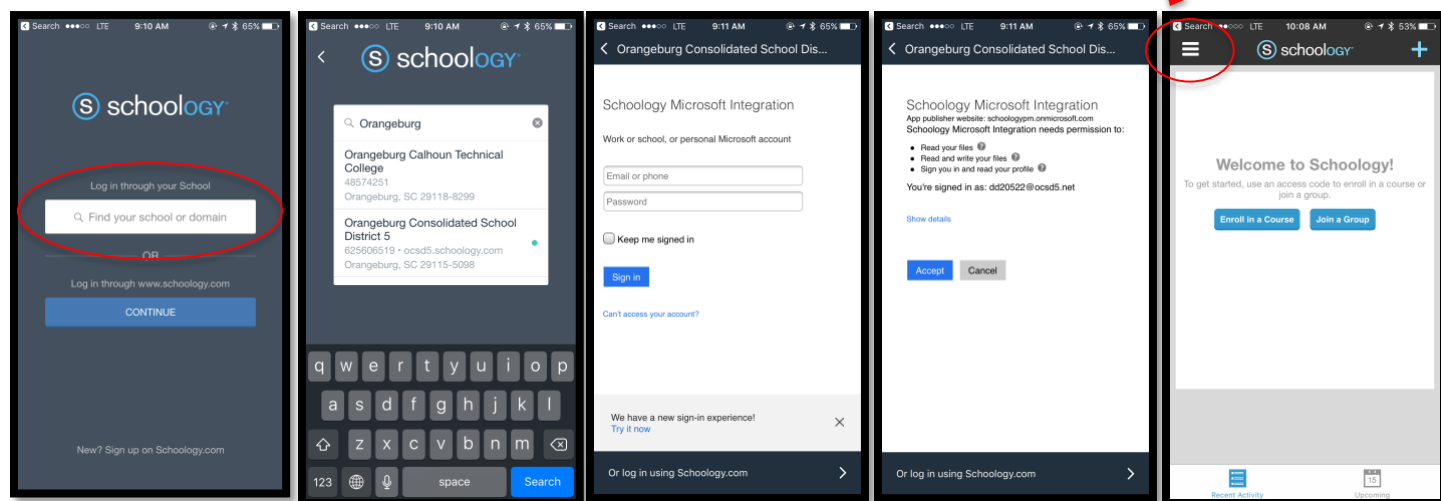
It is important that students remember their password or store their password in a safe location. **STUDENTS CANNOT CHANGE THEIR PASSWORD.**

Access **SCHOOLOGY**

LOGIN USING SMARTPHONE/TABLET WITH SCHOOLOGY APP

- Students must type in the box “**Log in through your School**” field.
- Search **ORANGEBURG**. Select **Orangeburg Consolidated School District 5**.
- Enter the login (XXXXX@ocsd5.net) and password (case sensitive).
- Accept when prompted for **Permissions**

Click here to see courses.



Students must always “**Log in through your School**” on the Schoology App, if they logout of their device.

HSHP Student Logins

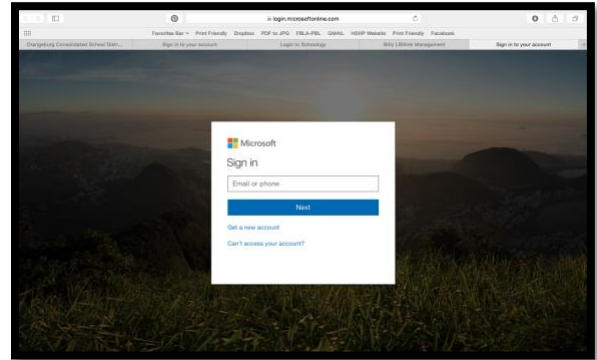
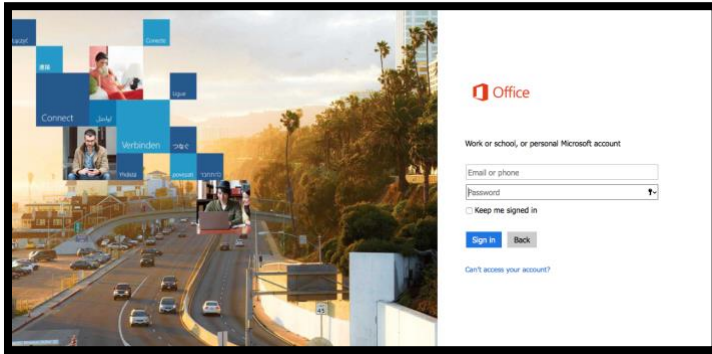
LOGIN USING SMARTPHONE ON INTERNET BROWSER or COMPUTER

Type the following link in the browser: <http://bit.ly/hshpschoology>.

TYPE the login XXXXX@ocsd5.net (must type @ocsd5.net).

TYPE the password (it is case sensitive must use a capital W).

There is an old look and new look. Both will login to Schoology.



The student may be asked to login again. Make sure to enter the login (xxxx@ocsd5.net) and the password (case sensitive) and use the **SSO Login**. Enter the school – TYPE **ORANGEBURG**, then select **Orangeburg Consolidated School District 5**.

POWERSCHOOL using the following link:

<https://powerschool.ocsd5.net/public/>

Students can use their login and password to access their Powerschool.

EMAIL and OFFICE 365 using the following link:

<https://login.microsoftonline.com>

Students can use their login and password to access their email and Office 365 tools.

Student Wi-Fi Access

The login and password can be used to access the “Student” Wi-Fi network (once installed).