



2017 Report Cards

SHERIDAN ELEMENTARY

Principal: Sammie L. Gordon Jr.

Superintendent: Dr. Jessie Washington

Board Chair: Mrs. Mary Ulmer

School Phone: (803) 534-7504

Enrollment 487

Grades PK-5

Teachers 29

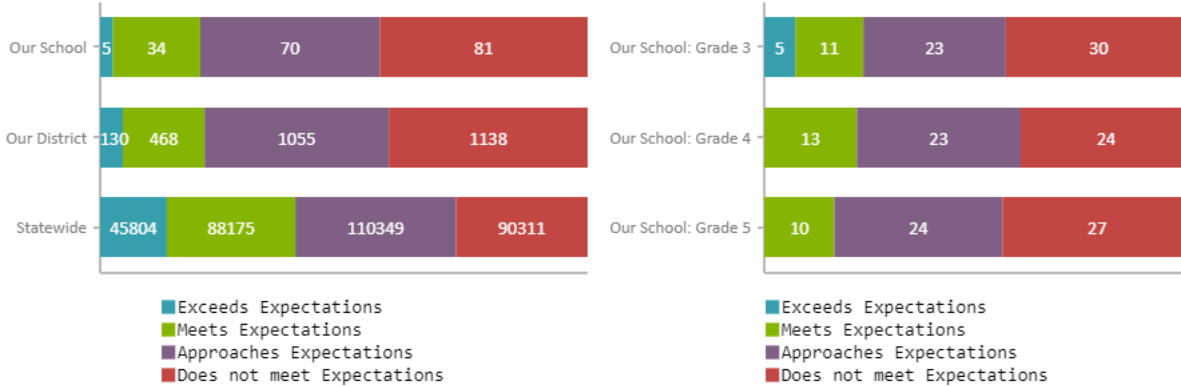
State Rating History*

Past Year's Ratings

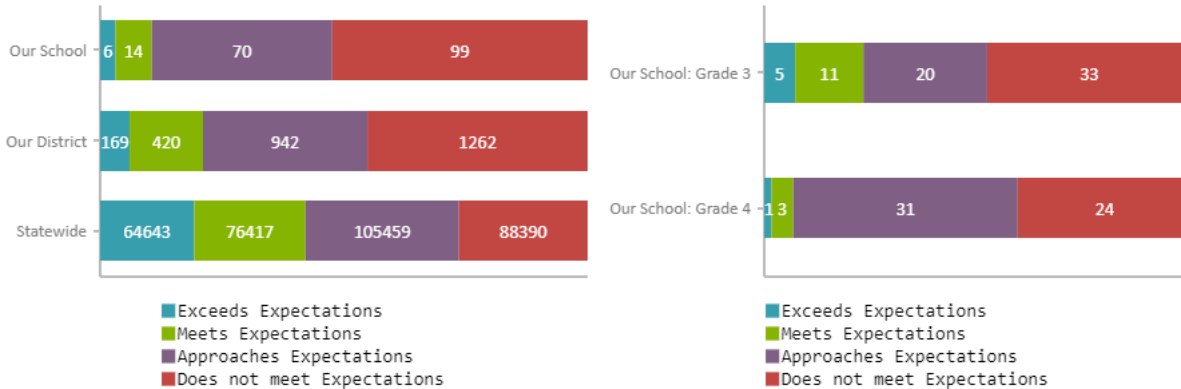
2014 - Average
2013 - Average
2012 - Average

SC READY South Carolina College-and Career-Ready Assessments

English

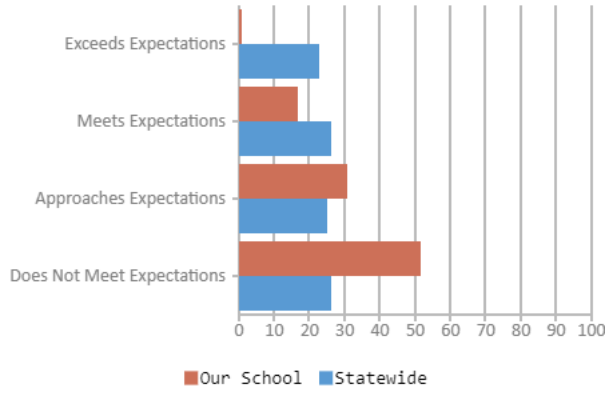


Mathematics



SCPASS

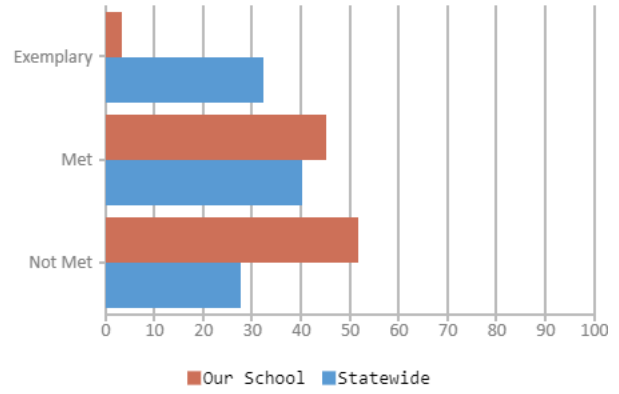
Science



Our School: Percent Met and Above for each grade level

4th Grade	5th Grade
25.4	9.8

Social Studies



Our School: Percent Met and Above for each grade level

4th Grade	5th Grade
55.9	41.0

Opportunities

For students to meet the profile of the SC Graduate

	Our School	Change from last year
Students (n = 487)		
% of students in poverty (TANF, Medicaid, SNAP, foster child or homeless)	89.9	Up from 88.4
Attendance rate	93.5	Down from 100.0
With disabilities	16.4	Up from 15.9
Out-of-school suspensions or expulsions for violent and/or criminal offenses	0.0	No change
Percentage of students served by gifted and talented program	0.0	No change
Percentage of students retained	1.6	Down from 2.9
Teachers (n = 29)		
Percentage of teachers with advanced degrees	65.5	Down from 69.2
Percentage of teachers on continuing contract	72.4	Down from 73.1
Teachers returning from previous year	69.6	Up from 68.8
Teacher attendance rate	N/AV	N/A
Average teacher salary	\$51,636	Up from \$50,484
Professional development days/teacher	5.0	Down from 13.6
Percentage of teacher vacancies for more than 9 weeks	3.4	Up from 0.0
School		
Principal's/Superintendent's/Director's years at school/district	1	No change
Student-teacher ratio in core subjects	25.0 to 1	Up from 22.6 to 1
Prime instructional time	N/AV	N/A
Opportunities in the arts	Good	No change
AdvancEd (SACS) accreditation	Yes	No change
Parents attending conferences	92.9	Down from 100.0
Character development program	Average	Up from Below Ave
Average age of books / electronic media in the school library	N/AV	N/A
Number of resources available per student in the school library media center	N/AV	N/A
Percent of classrooms with wireless access	91-100%	No change
Percent of students served by 1:1 learning	91-100%	N/A
Number of devices dedicated for student use	556	Up from 513
Percentage of classes not taught by highly qualified teachers	Under Revision	N/A
Dollars spent per pupil	N/AV	N/A

Percent of expenditures for instruction	N/AV	N/A
Percent of expenditures for teacher salaries	N/AV	N/A
Number of online or blended (50% online) courses offered	N/AV	N/A

Evaluations by Teachers, Students, and Parents

Evaluations by Teachers, Students, and Parents			
	Teachers	Students*	Parents*
Number of surveys returned	28	60	-3
Percent satisfied with learning environment	71.4%	81.7%	-4.0%
Percent satisfied with social and physical environment	78.6%	85.0%	-4.0%
Percent satisfied with school-home relations	53.6%	68.3%	-4.0%

*Only students at the highest elementary school grade and their parents were included.