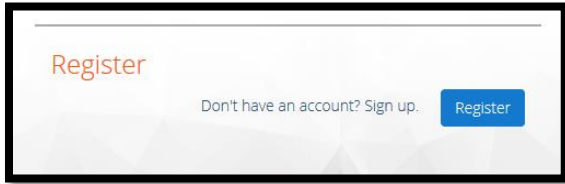


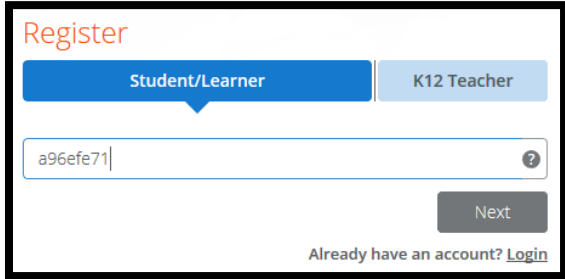
EverFi Instructions:

1. Go to: <http://www.everfi.com/login>

2. Click "Register"



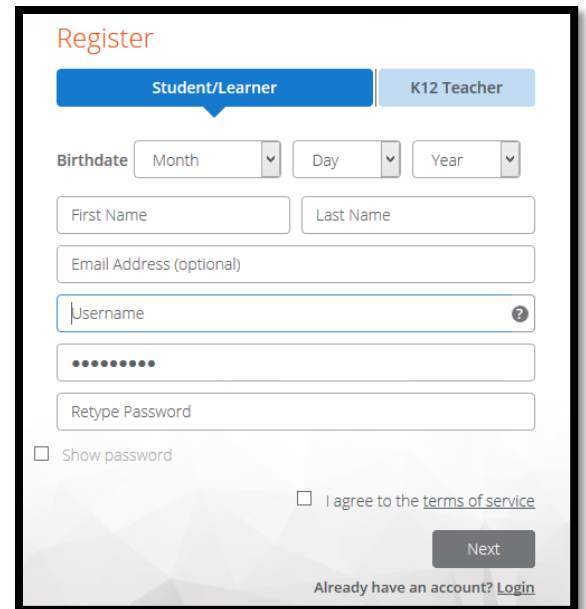
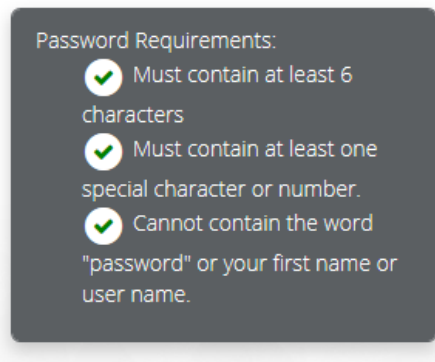
3. Enter in code, "a96efe71" if you are in 7th period and "d65561af" if you are in 8th period. Then, click next.



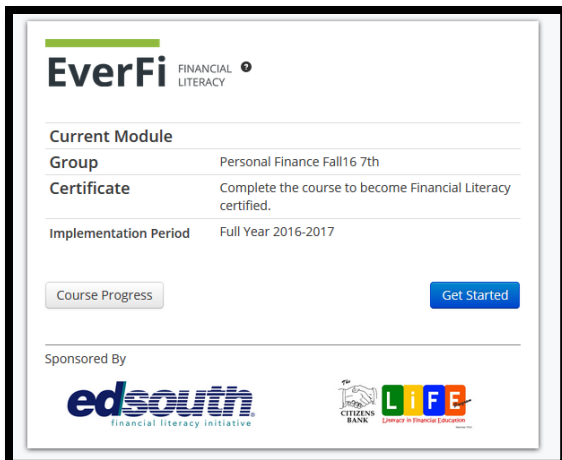
4. Set up account. E-mail address is optional. Whatever username and password you choose, write it down here so you do not forget it. Check, "I agree to the terms of service." And then click "Next."

Username: _____

Password: _____



5. Click "Get Started."



Additional Information:

- There are several modules. Each one focuses on a specific Personal Finance topic. You can go through them in order, or pick specific ones.
- You must watch videos, play games, read, etc before you can take the assessment on the module. There are pre-questions through out the module to get you to think. Pay attention to them, because those are typically the questions that are on the post-quizzes.
- If you do not like your score, you can retake the assessment.