

Bradley County Schools Kindergarten Screener

Student Name: _____



Date: _____

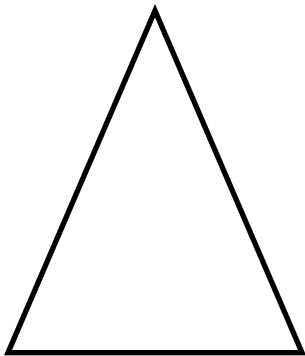
Total Points Possible: 180

Score: _____

% Correct: _____

Assessed Skill	Points Possible	Points Earned
Write first and last name (left/right hand) _____	2	
Recite alphabet to _____ Points: A-H=1 I-P=2 Q-Z=3	3	
Identify colors ___black ___blue ___brown ___green ___orange ___purple ___red ___white ___yellow	9	
Rote count to _____ Points: 9=1 pt. 19=2 pts. 29=3 pts. 39=4 pts. 49=5 pts. 59=6 pts. 69=7 pts. 79=8 pts. 89=9 pts. 100=10 pts.	10	
Identify shapes ___circle ___rectangle ___square ___triangle	4	
Recognize numerals 0-25 (check correct answers) 5 3 1 4 2 6 10 8 0 9 7 12 16 14 11 19 17 13 15 18 20 23 21 24 22 25	26	
Name uppercase letters in random order (check correct answers) B H M T Z G A N Y S D I U O J C P V K Q F E W R L X	26	
Name lowercase letters in random order (check correct answers) b h m t z g a n y s d i u o j c p v k q f e w r l x	26	

<p>Consonant and short vowel sounds (Ask: "What sound does ____ make?")</p> <p>B H M T Z G A N Y S D I U</p> <p>O J C P V K Q F E W R L X</p>	26	
<p>Recognize rhyming words</p> <p>"Two words rhyme when the end of the words sounds the same. Cat/hat rhyme. Bed/rug do not rhyme." Ask if each pair of words rhyme.</p> <p>lip/slip tell/sell boy/duck sick/bat can/van</p>	5	
<p>Name rhyming words (nonsense words are counted correct)</p> <p>Ask for a rhyming word for each of the words below:</p> <p>run ____ sing ____ fill ____ let ____ mop ____</p>	5	
<p>Count objects using 1-to-1 correspondence:</p> <p>The student points to and counts the shapes. If the student makes a mistake before reaching 20, give credit for the shapes counted before the error.</p> 	20	
<p>Recognize numerical value of amounts to 6 (Student identifies the number of dots without counting.)</p> 	6	

<p>Concepts of print (Student receives 1 point for each correct answer.)</p> <ul style="list-style-type: none"> • Hold a book right-side up ____ • Point to the title of the book on the front cover ____ • Indicate where to start reading ____ • Track print left to right on a line ____ • Track print from top to bottom on a page ____ • Understand how to turn the pages for reading ____ • Identify a capital letter in a book ____ • Identify a word in a book ____ • Identify a sentence in a book ____ • Tell what a period means ____ 	10	
<p>Color the triangle neatly and within the lines</p> 	1	
<p>Cut within the line (Student should be able to cut smoothly within the line.)</p>	1	



