

China in the Middle Ages

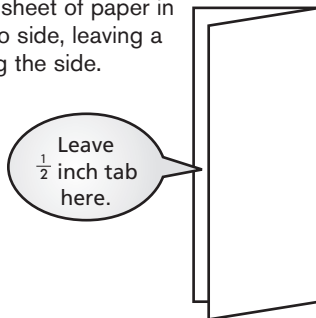
TOPIC SUMMARY

China had been broken into 17 kingdoms after the end of the Han empire in A.D. 220. The Sui and Tang dynasties reunited and rebuilt China. Buddhism became a major religion, but the Tang dynasty returned to the ideas of Confucius. Farming and trade brought wealth and a strong economy to China. Genghis Khan and his sons built the Mongol Empire, which stretched from the Pacific Ocean to eastern Europe. The Mongols conquered China and began trading with the rest of Asia. The Chinese eventually forced out the Mongols and established the Ming dynasty. The Ming strengthened China's economy and brought back peace and prosperity to the country.

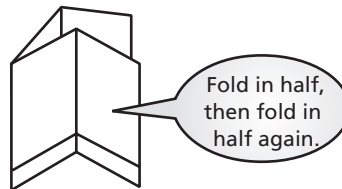
FOLDABLES™ Study Organizer

Categorizing Information Make this foldable to help organize notes about China in the Middle Ages.

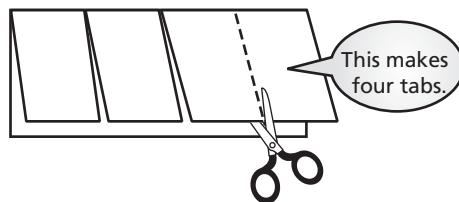
Step 1 Fold a sheet of paper in half from side to side, leaving a $\frac{1}{2}$ inch tab along the side.



Step 2 Turn the paper and fold it into fourths.



Step 3 Unfold and cut along the top three fold lines.



Step 4 Label as shown.



Reading and Writing

Identify facts about China. Write these under the appropriate tabs.

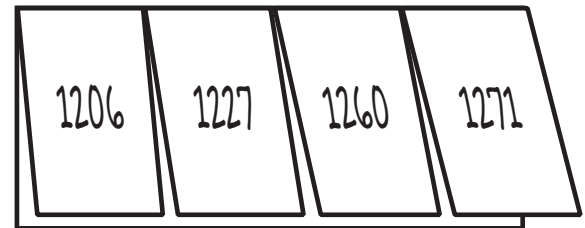
TOPIC ACTIVITY IDEAS

Write a Summary

Have students create the Study Foldable above, including the Reading and Writing activity. Organize students into pairs and have each pair use their Foldables to write three sentences that summarize the main ideas of each tab. Have students share the sentences that they wrote with the class.

SEQUENCING

Have students make time line Foldables by recording the following dates on the tabs: 1206, 1227, 1260, 1271. Students should use their textbooks and the Internet to find and record important information about the Mongols that occurred during those years. Then ask students at random to share with the class some of the events they recorded. Have students identify what they think is the most significant event listed on their Foldables.



IDENTIFYING

Have students select and research a prominent figure from this time. Students should write *Who?* *What?* *When?* and *Where?* on the tabs of their Foldables. Have them use their textbook and other sources to answer the questions about their chosen person. Have students share their work with a partner.

Student Study Tip

Stress that students should read any assigned work before attending class. Lectures and discussions will make more sense, and they will be able to relate the ideas discussed in class to what they have already read. Also, taking notes in their own words as they read will help them remember what they read.