

*6<sup>th</sup> grade Registration Day*

*Sunday, August 6, 2017\**

*2-5 pm*

*Parents will:*

*Provide 2 proofs of residency in their name, dated within the previous 30-60 days*

*Complete registration paperwork*

*Have the opportunity to pay school fees*

*Students will:*

*Drop off supplies*

*Meet their homeroom teacher*

*Pick up their schedule*

*Receive a locker assignment*

*\*Those who cannot attend on Sunday, August 6<sup>th</sup> may register on Monday, August 7<sup>th</sup> from 8-11 am. However, students will not be able to meet teachers or drop off supplies; teachers will be in professional development.*



# Ooltewah Middle School Dress Code

2017-  
2018

Students should be dressed appropriately each day.

All clothing should fit properly (clothing should not be too large, too tight, or too small) and be free from tears, rips, and holes.

Clothing, accessories, and hairstyles should not be distracting to the learning environment. Please refrain from wearing the items listed below to school.

May not be worn:	
Shirts (must have collar and be size appropriate)	Inappropriate or Offensive Pictures, Graphics, Designs, Writing Tank Tops, Camisoles, Midriiffs T-shirts (except on Dress Down Days)
Pants (must be size appropriate)	Jeans / Denim like material Inappropriate or Offensive Pictures, Graphics, Rips, Holes Sagging Visible Undergarments Sweatpants/Nylon Pants
Shorts/Capris (must be size and length appropriate)	Jeans Athletic shorts
Sweaters/Sweatshirts (must be size appropriate)	Inappropriate or Offensive Pictures, Graphics, Designs, or Writing
Skirts/Dresses	Are not allowed unless approved by administration
Coats/Jackets	**Coats should be worn to and from school and placed inside the locker until the end of the day
Shoes	Flip-flops, High-heels, wedges, sandals, house slippers, slides, open-toe shoes, Shoes with Lights, shoes with wheels
Accessories	Hats, bandanas, or head coverings Excessively large earrings (earrings should not be a distraction to the learning environment) Body piercings (in eyebrow, or gauges, spikes, etc.) Apple iWatches (or similar)
Please Note:	Administration reserves the right to address any clothing or accessory deemed inappropriate or distracting



# 6<sup>th</sup> Grade Supply List

## 2017 - 2018

Team Supplies: Please turn the following supplies in to your homeroom teacher.

These supplies will be divided among the team's teachers.

- Kleenex
- hand sanitizer
- Clorox wipes
- paper towels
- glue sticks
- ream of colored copy paper (girls)
- ream of white copy paper (boys)
- gallon size Ziploc bags (girls)
- quart size Ziploc bags (boys)

The following supplies are needed for each individual class:

### Math:

- 100 sheet (200 pages) composition notebook (2)
- TI 30XS multi-view calculator
- 3-prong folder (1)

### Social Studies:

- 100 sheet (200 pages) composition notebook (3)
- 3-hole pocket folder (1)

### Science:

- 100 sheet (200 pages) composition notebook (2)
- \$10 Science Lab fee
- 3-hole pocket folder (1)


### Language Arts (Reading & Writing):

- 5-section spiral notebook (1)
- \$10 Novel fee
- highlighters (3)

The following supplies are needed for multiple classes:

*\*These supplies should be kept with your child and may need to be replenished throughout the school year.*

- trapper keeper
- notebook paper
- pencil pouch
- pencils
- red pens
- colored pencils
- erasers (cap, handheld, etc.)
- highlighters
- personal pencil sharpener
- dictionary/thesaurus
- glue sticks



# Free eBooks for Kids with Open eBooks

Dear Incoming 6<sup>th</sup> grader,

You are now able to download and use the **Open eBooks** app for FREE. With this app, you can access a library of thousands of popular and award winning eBooks without waiting or late fees. We hope the Open eBooks app helps you learn and enjoy reading beyond the classroom.

## How to download the Open eBooks app:

1. Go to your device's app store
  - If you have an iPhone or iPad, open the App Store app
  - If you have an Android phone or tablet, open the Google Play app
2. Search "Open eBooks" and follow the instructions to download the free app
3. Open the app
4. Agree to any terms and conditions
5. Enter your code and PIN combination when prompted.

Your code: MSWLP54N9Q

Your PIN: 9636

## Please note:

- When using the app, standard data rates apply. Check with your school, library, or after-school program about free WiFi options. Once a book is downloaded, the reader no longer needs an Internet connection.
- The code can be entered on up to six devices, so kids can use their own code at school and home.
- One student can download 10 eBooks at a time.
- Each eBook will be available for 56 days before it must be renewed.
- Want *even more* free books? During the school year, you can always check out print books from your school or public library. Ask your teacher or librarian how!

Helping Children Discover a Love of Reading  
[www.openebooks.net](http://www.openebooks.net)

# School Fees for OMS 2017-18

General Instruction Fee \$30.00

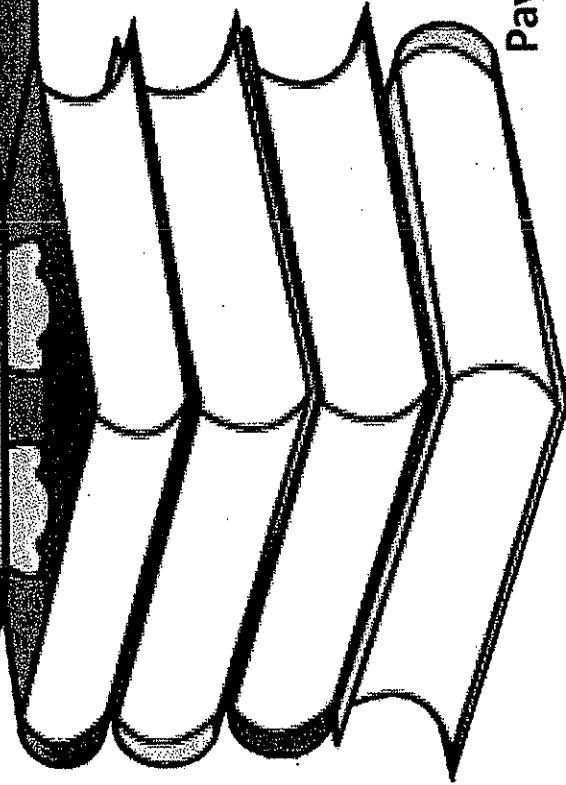

## Includes:

- Agenda \$5.00
- Locker \$5.00
- Duplicating \$20.00

Science Fee \$10.00


Language Arts Fee \$10.00

**Total \$50.00**



**Additional fees may apply for  
specific related arts classes and sports.**

Payment of fees will be accepted beginning August 6, 2017



*Out of My Mind*  
Summer Reading  
Rising 6<sup>th</sup> Graders  
OMS, 2017-2018

Hello future OMS students! We can't wait to start your 6<sup>th</sup> grade journey with you this fall.

While you are enjoying this book this summer, there are some activities that we ask you to complete before the start of the school year. We will be using these activities in class and will have discussions and assignments based around your reading of *Out of My Mind*.

Please complete the "Before Reading" page before you start reading the book. Then, complete "Character Traits," "Inferring Character Feelings," "Character Action and Motivation," "Characters: Alike and Different," during your reading. When you have finished the book, please complete the "Extended Response."

We look forward to the rich discussions we will have around this book and we can't wait to hear your thoughts. Happy summer reading!

# BEFORE READING

Out of My Mind  
By: Sharon M. Draper

Have you ever met someone that you judged from their outside, and then later you learned more about their inside? How did you learn more about them? How did you feel afterwards?

---

---

---

---

---

---

---

---

## *Out of my Mind* Character Traits

Directions: Below there are 9 characters listed. As you read, think about what character traits each character possesses. Use evidence from the text to support your answer.

Examples of character traits: gentle, funny, respectful, bossy, rude, dishonest, spunky, jovial, etc.

Character	Trait	Evidence from the Text
Melody		
Mrs. Valencia (Mrs. V.)		
Melody's Mother		
Catherine		
Rose		
Molly		
Claire		
Penny		
Mr. D		



# Inferring Character Feelings

Out of My  
Mind

<b>Character</b>	How do they feel?	Evidence from Text to Support My Thinking

Out of My Mind

By: Sharon M. Draper

# Characters

CHARACTER	ACTION What did they do?	MOTIVATION Why did they do it?
1.	1.	1.
2.	2.	2.
1.	1.	1.
2.	2.	2.

Out of My Mind  
By: Sharon M. Draper

# Characters

Character One:	How They Are Alike	How They Are Different	Character Two:

## Extended Response Questions for *Out of My Mind*

**Directions:** After you have finished reading the book, choose ONE question below and write an extended response to answer the question. Your response should be one page and should include details and examples from the story.

1. What life lesson or lessons do you think the author wants the reader to learn after reading *Out of My Mind*?
2. After meeting the kids in both H-5 classrooms and Mr. D's classroom, who would you want to be friends with? Why? Explain in detail.
3. Melody's goldfish becomes a symbol in *Out of My Mind*. What does the goldfish symbolize? How do you know?
4. Is there a character that you can make a connection to in this book? Who? Why? How do you connect with this person?
5. Choose one character from the book and discuss how the character changes from the beginning of the story to the end. How do they change? Why do they change?

# **Information Resources**

**OMS Website: [www.omsowls.org](http://www.omsowls.org)**

**School Dress Code, Attendance Policy, Tardy Policy, Cell Phone and Electronic Device Policy, Supply Lists, Summer Reading, Sports, etc.**

**Like us on Facebook: [facebook.com/ooltewahmiddle](https://facebook.com/ooltewahmiddle)**

**Follow us on Instagram: [o\\_bigred](https://www.instagram.com/o_bigred)**

**Hamilton County Schools Website: [www.hcde.org](http://www.hcde.org)**

**School Calendar, Transportation (bus stop locator), Zoning**

**Free and Reduced Lunch Application: [www.schoollunchapp.com](http://www.schoollunchapp.com)**