



CLASS NEWS

Mrs. Williams

Date: April 1, 2019

Math:

- wrap up geo shapes – test Tuesday
- begin fractions

Social Studies/Science:

- living systems; animal habitats

Special Events:

Homework is on the back → → →


Critical Thinking Corner

Logical Thinking

2. A ball is round. It can roll.







A book has a flat surface. It can slide.


Circle the object that can roll and slide.



| | |
|-------------------|--|
| Rectangular prism | |
| Cylinder | |
| Sphere | |
| Cone | |
| Pyramid | |
| Cube | |

1. Color each shape. Complete the chart.

-  cube
-  pyramid
-  cone
-  sphere
-  cylinder
-  rectangular prism





Reading News
Mrs. Williams
Date: April 1, 2019

Stories:

Picnic In October

Apple Pie 4th of July

Skills:

- make predictions
- character mapping
- prepositions

Word Study:

Words ending in -le

Vocabulary:

alike – look the same

celebrate – to show how special events are to us

expect – something that is likely to happen

differences – the way one thing is, not the same as another thing

variety – a mix of the same kind of thing

Language:

- review learned skills

Spelling List

1. **uncle**
 2. **giggle**
 3. **candle**
 4. **bottle**
 5. **people**
 6. **bicycle**
 7. **thimble**
 8. **cradle**
 9. **needle**
 10. **dimple**
 11. **tattle**
 12. **purple**
 13. **simple**
 14. **maple**
 15. **puzzle**
- *scramble**



HOMEWORK – Week of: April 1, 2019

Monday

Read for 15 minutes and record in your reading diary.

Tuesday

Read for 15 minutes and record in your reading diary.

Spelling sheet – attached.

Wednesday:

Read for 15 minutes and record in your reading diary.

Study for spelling test.

Thursday

Read for 15 minutes and record in your reading diary.

Record in your reading diary.

Have a good weekend!

ame _____

Picture Perfect



Write your words for this week on the lines below.

| | | | |
|-------|-------|-------|-------|
| _____ | _____ | _____ | _____ |
| _____ | _____ | _____ | _____ |
| _____ | _____ | _____ | _____ |

Directions: In each box, draw a picture that goes with each word. Have a friend try to write each word under the correct picture. Don't draw the pictures in the same order as your list.

Example:

clown



thought



READING DIARY

Name _____

For the week beginning _____

| <u>Day</u> | <u>Book Title</u> | <u># of minutes</u> | <u>Signature or Initials</u> |
|------------|-------------------|---------------------|------------------------------|
| Monday | _____ | _____ | _____ |
| Tuesday | _____ | _____ | _____ |
| Wednesday | _____ | _____ | _____ |
| Thursday | _____ | _____ | _____ |

Parent Signature _____ Date _____

Comments: Dear Parents,
The Reading Diary will be an on-going homework assignment. I ask that your child read *aloud* to an adult 10-15 minutes per night from a book of his/her choice. The signed or initialed diary should be handed in each Friday.

Thank you!

