

Access for All:

Practical Ideas for Teaching Every Student

February 2020



VISION

To create a world-class educational system that gives students the knowledge and skills to be successful in college and the workforce, and to flourish as parents and citizens

MISSION

To provide leadership through the development of policy and accountability systems so that all students are prepared to compete in the global community

State Board of Education Goals

FIVE-YEAR STRATEGIC PLAN FOR 2016-2020

1

All
Students
Proficient
and Showing
Growth in All
Assessed
Areas



2

Every
Student
Graduates
from High
School and
is Ready for
College and
Career



3

Every
Child Has
Access
to a High-
Quality Early
Childhood
Program



4

Every
School Has
Effective
Teachers and
Leaders



5

Every
Community
Effectively
Uses a
World-Class
Data System
to Improve
Student
Outcomes



6

Every
School and
District is
Rated "C" or
Higher



Goals

At the end of this training, participants will be able to:

- Use the Access for All (AFA) Guide to identify deficits, select adaptations, and plan supports.
- Create a plan of action for sharing information with parents/district/school and supporting students.

Mentally Prepare:



Anticipatory Set

- Cross your arms.
- Which arm did you put on top?
- Switch your arms.
- How did it feel to change this up?
- How does this relate to teaching?



Access for All:

Who, What, Why?

Who Can Benefit From the AFA Guide?

- Any student struggling with academic concepts
- Any student with behavioral or social issues impacting his/her access to the Mississippi College and Career Readiness Standards
- Any student with limited memory or learning deficits
- Any student receiving academic or behavioral interventions through the Multi-Tiered System of Supports
- Any student with an IEP

What is the AFA Guide?

The Access for All Guide will provide districts with instructional implementation **strategies** and **supports** for struggling learners in the following areas:

Academic

Physical

Speech/
Language

Social/
Emotional

Behavioral

Organizational
Skills

AFA: Contents

Access for All Guide Instructional Implementation

17

DEFICIT AREA: ACADEMICS



Reading Comprehension	18-20
Word Recognition/Decoding	20-21
Auditory or Language Comprehension	21-22
Fine Motor Control/Spelling	23
Writing	24-25
Dyslexia	25-26
General Math Strategies	26-27
Recalling Facts or Steps in a Process	27-28
Word Problems	28-29
More Abstract/Complex Mathematical Operations	29-30
Basic Math Facts/Foundations Skills	30-31

DEFICIT AREA: PHYSICAL



Hearing	32-33
Vision	33-34
Chronic Health Problems, Congenital Conditions, and Head Injuries	34

DEFICIT AREA: SPEECH/LANGUAGE



Speech Impairments	35-36
Language Impairments	36-37

AFA: Contents



DEFICIT AREA: SOCIAL/EMOTIONAL

Depression and Unhappiness, Physical Symptoms and Fears	38-39
Inappropriate Social Behaviors	39-40
Relationships and Social Interactions, Building and Maintaining Interpersonal Relationships	41
Trauma Induced	42-43



DEFICIT AREA: BEHAVIORAL

Academic Deficits	44
Incomplete Classroom and Homework Assignments	44-45
Avoidance	46
Inability to Accept Constructive Criticism	46-47
Does Not Follow Written or Oral Directions	47-48
Disorganized	48-49
Impulsiveness and Over-Excitement	49-50
Inappropriate Social Responses	51
Irresponsible	52
Non-Compliant with Classroom Rules, Teachers, or Other Personnel	52-53
Outbursts	53-54
Initial Reluctance to Participate	54-55
Transitions	55-56



DEFICIT AREA: ORGANIZATIONAL SKILLS

Physical Organization	57
Time Management	57-58
Keeping Track of Assignments	58-59

AFA: Identifying the Difficulty



DEFICIT AREA: ACADEMICS

Word Recognition/Decoding

Questions that Address Potential Areas of Difficulty for the Learner

- Does the student have difficulty in perceiving or producing complex sounds?
- Does the student have a deficiency in awareness of sounds (phonological awareness)?
- Does the student have difficulty reading one/two/multisyllabic words?
- Does the student have difficulty reading words with affixes?
- Does the student have difficulty reading the words?
- Does the student read with prosody (inflection)?
- Does the student have adequate reading speed?

AFA: Accommodations & Modifications

Possible Accommodations and/or Modifications


- Let the student use books written slightly below their reading level
- Provide tape-recorded versions of material
- Use videotaping or movie that presents the same information
- Use assistive technology to transfer printed words to speech
- Have a reading buddy read aloud textbooks or other printed material
- Provide opportunities for several re-readings of the same text
- Reduce the amount of required reading
- Provide a glossary of content-related terms
- Allow extra time

AFA: Suggestions for Instruction

Suggestions for Instruction

- Model appropriate reading speed and prosody
- Provide multiple interactions with the same text
- Encourage repeated readings using motivating and interesting activities
- Teach phonemic awareness skills.
- Teach word reading strategies (e.g., letter-sound relationships, reading by analogy, variable vowel sounds, affixes).
- Teach commonly-used prefixes and suffixes.
- Use flexible grouping strategies so that students can work on key skills in small groups.

Why Do We Need Access for All?



Remember!



This is NOT a
CHECKLIST of
things to do.

It's a new
LENS

for thinking about

EVERYTHING

[YOU] do.

Where Can I Find the AFA Guide?

[ABOUT](#)[NEWS](#)[REPORTS & DATA](#)[SERVICES](#)[DIRECTORY](#)[COMMUNITY](#)[FAMILY](#)[EDUCATORS](#)[ADMINISTRATORS](#)


2019 Access for All Guide

The [Access For All \(AFA\) Guide](#) was developed by the MDE in collaboration with educators across the state to help teachers address issues that impact learners with a wide variety of needs. If you have questions regarding the Access for All Guide, please contact Bobby Richardson at brichardson@mdek12.org or by phone [601-359-3498](tel:601-359-3498).



- [2019 Access for All Guide](#)
- [January 17, 2019 Access for All Guide – Recorded Webinar](#)
- [Webinar Presentation](#)

Academic Education

 [601-359-3077](tel:601-359-3077)

 [Staff](#)

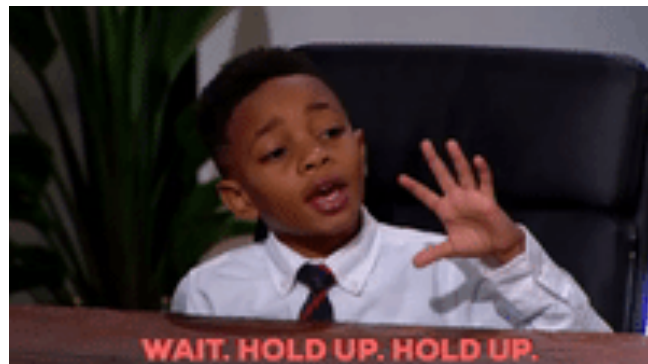
[Links](#)



Adaptations

Accommodations/Modifications

What are Accommodations/Modifications?



Both accommodations and modifications are meant to help a student **LEARN**.

Both are allowable in a student's attempt to earn Carnegie units when the **intent of the Standard remains intact**.

What are Accommodations/Modifications?

Accommodations and modifications are types of adaptations made to the **environment, curriculum, instruction**, or **assessment** practices in order for students to be **successful learners** and to **actively participate** with other students in the general education classroom and in school-wide activities.

What are Accommodations?

Accommodations help a student overcome or work around deficits resulting from his/her needs. They include changes to the following:

- ✓ Presentation of a lesson
- ✓ Instructional strategies
- ✓ Student response format and procedures
- ✓ Time/Scheduling
- ✓ Environment
- ✓ Equipment

What are Accommodations?

- Do not substantially change the instructional level, content or performance criteria
- Do not reduce learning expectations
- Are usually physical or environmental changes
- Are changes in the way a student accesses learning, **without changing the actual standards** a student is working toward

What are Modifications?

Modifications mean a change in how the student accesses or displays an understanding of the content. They include changes to the following:

- ✓ Instructional level
- ✓ Content/curriculum
- ✓ Assignment structure
- Are generally connected to instruction and assessment
- Are made to provide the student with opportunities to participate meaningfully and productively

Hierarchy of Accommodations/Modifications

SUPPORT LAYER 0 (No Changes)

All students complete the same assignments.

Grading criteria is the same for everyone.

Hierarchy of Accommodations/Modifications

* What constitutes individually challenging goals and objectives is determined by the IEP committee and documented in the IEP.

† Fewer than 10% of the special education students participating in general education classes need Layer 4 or 5 supports.

Carnegie units may be awarded regardless of the layer of support provided.

*Intent
remains
INTACT!*

Show What You Know



Locating Your Standards

Mississippi Succeeds Report Card



2017-18 School and District Accountability Grades



Mississippi Succeeds State Plan



Family Guides for Student Success



Academic
Standards



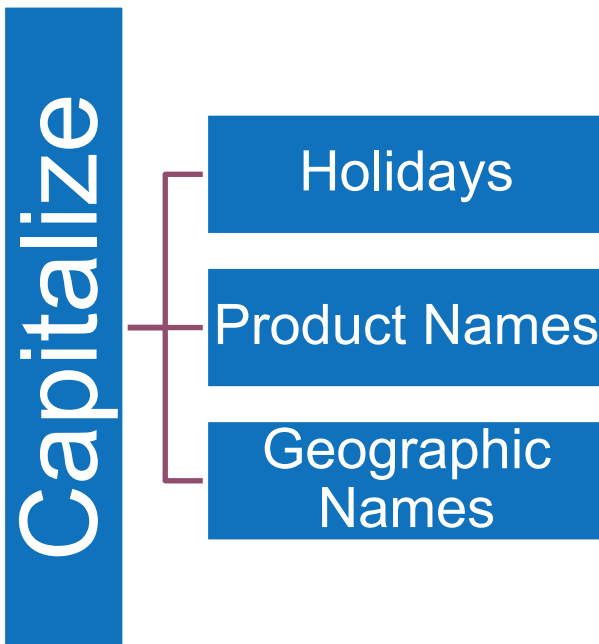
School & District
Report Cards



Educator
Licensure

Intent of the Standard: ELA L.2.2.a

Capitalize *holidays, product names, and geographic names.*



Reading the Scaffolding Document

Second Grade

CCR.L.2: Demonstrate command of the conventions of standard English capitalization, punctuation, and spelling when writing.

<u>L.2.2a</u> Capitalize holidays, product names, and geographic names.	Desired Student Performance		
	A student should know (Prerequisite Knowledge)	A student should understand (Conceptual Understanding)	A student should be able to do (Evidence of Knowledge)
	<ul style="list-style-type: none">Dates, names of people, the first word in a sentence, and the pronoun should be capitalized.	<ul style="list-style-type: none">Certain words should be capitalized and others should not.Holidays, product names, and geographic names are some of the words that should be capitalized.	<ul style="list-style-type: none">Select sentences that are correctly capitalized (contains words that are holidays, product names, and geographic names).Write sentences containing words that are holidays, product names, and geographic names that are correctly capitalized.

Intent of the Standards Activity

<p><u>Intent of Standard:</u></p> <p>Capitalize holidays, product names, and geographic names</p>	<p><u>Ways to Demonstrate Mastery:</u></p> <ul style="list-style-type: none">• Pointing to proper nouns• Writing proper nouns correctly• Air spell proper nouns• Locate pictures of capitalized holidays, product names and geographic names.• Complete a handout
<p><u>Accommodations:</u></p> <ul style="list-style-type: none">• Provide examples• Highlight holidays, product names, and geographic names in reading passages• Reduce amount of information presented at one time• Encourage “thinking time”• Use cooperative learning• Change the reading level	<p><u>Non-accommodations:</u></p> <ul style="list-style-type: none">• Provide tape recorded versions of material• Outline reading material• Have students draw images

ID: L.2.2a

Using the AFA Guide for Supports



DEFICIT AREA: ACADEMICS

Reading Comprehension

Questions that Address Potential Areas of Difficulty for the Learner

- Does the student have appropriate reading fluency?
- Does the student have the relevant background knowledge?
- Can the student make connections between prior knowledge and new information?
- Can the student identify inconsistencies between prior knowledge and new information?
- Does the student know the essential vocabulary?
- Can the student formulate appropriate/relevant questions about the text?
- Can the student make inferential connections?
- Can the student identify and differentiate several types of text structures?
- Does the student have familiarity with text features (e.g., table of contents, headings, glossary, etc.)?
- Can the student paraphrase or summarize what he or she has just read?
- Is the student aware when he or she is experiencing difficulties understanding the text?

Possible Accommodations and/or Modifications

- Provide tape-recorded versions of material
- Highlight important ideas and have the student read those first
- Provide study guides for the student to follow when reading independently
- Allow the student to use textbooks written slightly below their reading level
- Provide visual/audio support for ideas in text
- Provide relevant background knowledge through multiple modalities
- Structure brainstorming activities so that relevant knowledge is activated and inaccurate knowledge is revised
- Provide advanced/graphic organizers based on text structure (may need to fill in information for some students)
- Provide the student with generic question prompts to use while reading (e.g., what did the character just do? How does this new information fit with what I already know?)

Intent of the Standard Activity

Directions:

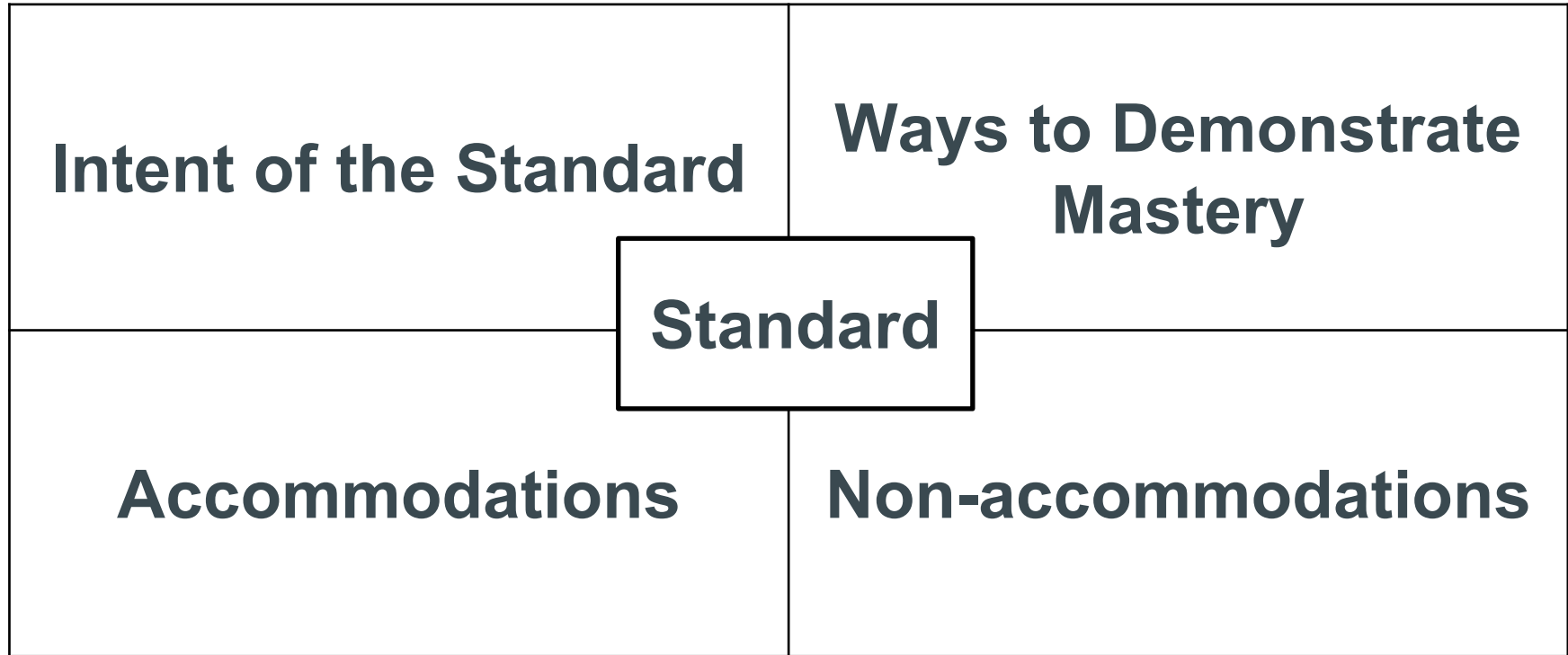
With your elbow buddy,


- select a standard of your choice to decompose.
- identify an area where your student may struggle.
- deconstruct the standard on the Frayer model on your work mat.

Elbow Buddy



Intent of the Standard Activity





CLEARING A PATH
FOR PEOPLE WITH SPECIAL NEEDS
CLEARS THE PATH FOR EVERYONE!

Guiding Questions



Contact Us

- Ginger Koestler gkoestler@mdek12.org
- Mona Spells-Adou mspells@mdek12.org



Student Intervention Supports

Bureau Director

Laurie Weathersby

lweathersby@mdek12.org

Secondary Specialist

Jayda Brantley

jbrantley@mdek12.org

Behavior Specialist

Ginger Koestler

gkoestler@mdek12.org

English Learner Specialist

Sandra Elliott (PreK – 12)

selliott@mdek12.org

Gifted Specialist

Jen Cornett

jcornett@mdek12.org

Technology Specialist

Melissa Banks

mbanks@mdek12.org