



## **CATOOSA COUNTY SCHOOLS**

### **CRCT TESTING BRIEF 2013-2014**

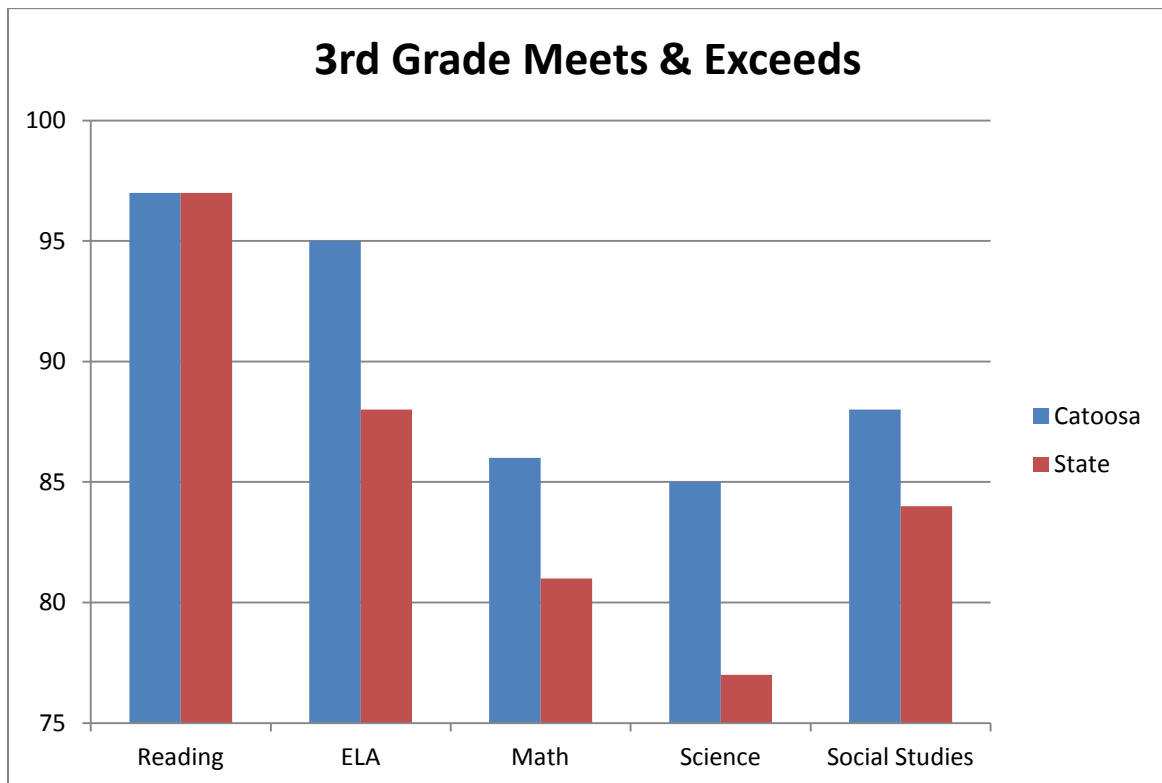
Catoosa County Public Schools (CCPS) participates in all state-required assessments. For the school year 2013-2014, Georgia required all schools to participate in the Georgia Criterion-Referenced Competency Tests (CRCT) and the Georgia End-of-Course Tests (EOCT's). Alternate assessments for student with disabilities who meet specific eligibility criteria include the Criterion-Referenced Competency Tests - Modified (CRCT-M) and the Georgia Alternate Assessment (GAA).

Subject areas assessed with the CRCT include Reading, Language Arts, Math, Science, and Social Studies for grades three through eight. According to Georgia law (O.C.G.A. Sections 20-2-282 through 20-2-285), no third grade student will be promoted to the fourth grade if the students does not achieve grade level performance on the third grade CRCT in Reading and no fifth or eighth grade student will be promoted to the next grade if the student does not achieve grade level performance on the CRCT in Reading and Mathematics. Students in grades 1 and 2 did not participate in the CRCT due to state-level budgetary constraints.

## KEY FINDINGS - GRADE 3

### READING, ENGLISH/LANGUAGE ARTS, MATHEMATICS, SCIENCE, SOCIAL STUDIES

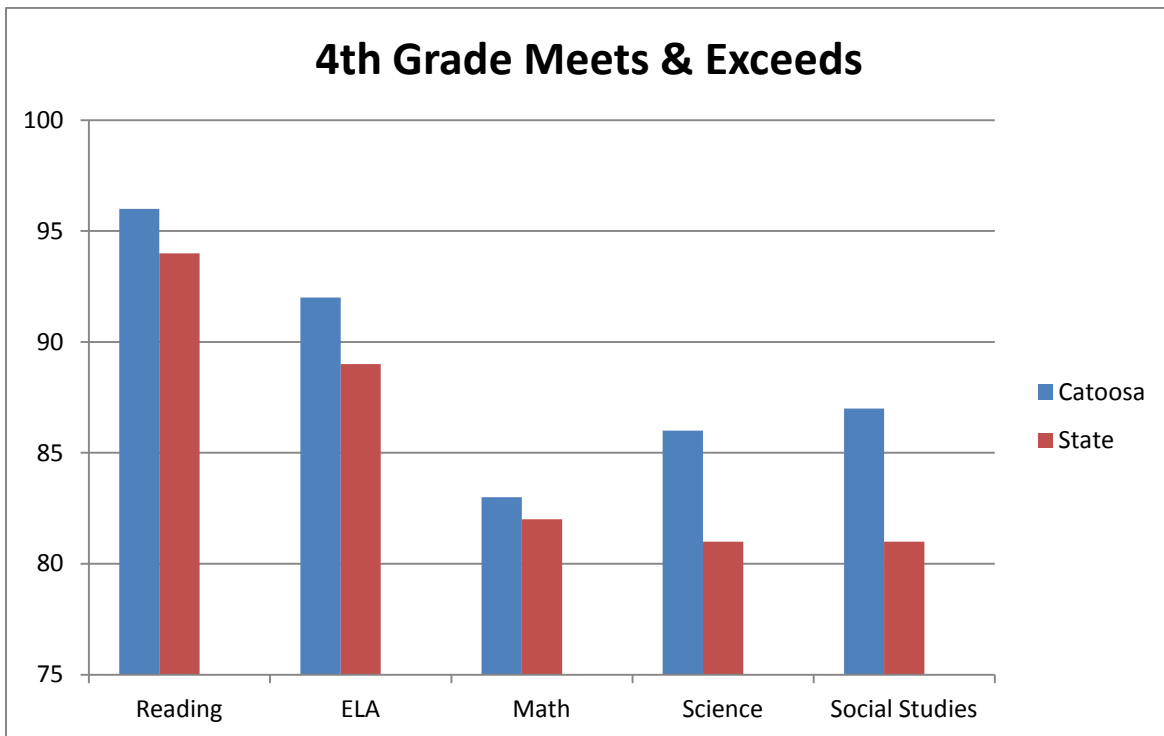
- Ninety-seven percent (97%), 95%, and 86% of Catoosa County Public School (CCPS) third grade students met or exceeded the standard for Reading, English/Language Arts (ELA), and Mathematics, respectively. Eighty-five (85%) and 88% of third grade students met or exceeded the standard for Science and Social Studies, respectively.
- When compared to the state-level performance, CCPS third grade students scored at or above the state average in Reading (97%), English/Language Arts (88%), Mathematics (81%), Science (77%), and Social Studies (84%).
- When comparing 2014 performance to 2013, the percent of students meeting or exceeding the standard increased by 2% in ELA, by 4% in Mathematics and by 1% in Social Studies. The percent of students meeting or exceeding the standard stayed the same in Reading at 97% and decreased in Science by 3%.
- When comparing 2014 performance to 2013, the percent of students exceeding the standard increased for both Mathematics and Social Studies.
- Quartile calculations were completed for Reading, ELA, and Math. When compared to the percent of students meeting or exceeding the standard, CCPS third grade scores were in the top 25% of Georgia school systems for Reading and English/Language Arts.



## KEY FINDINGS - GRADE 4

### READING, ENGLISH/LANGUAGE ARTS, MATHEMATICS, SCIENCE, SOCIAL STUDIES

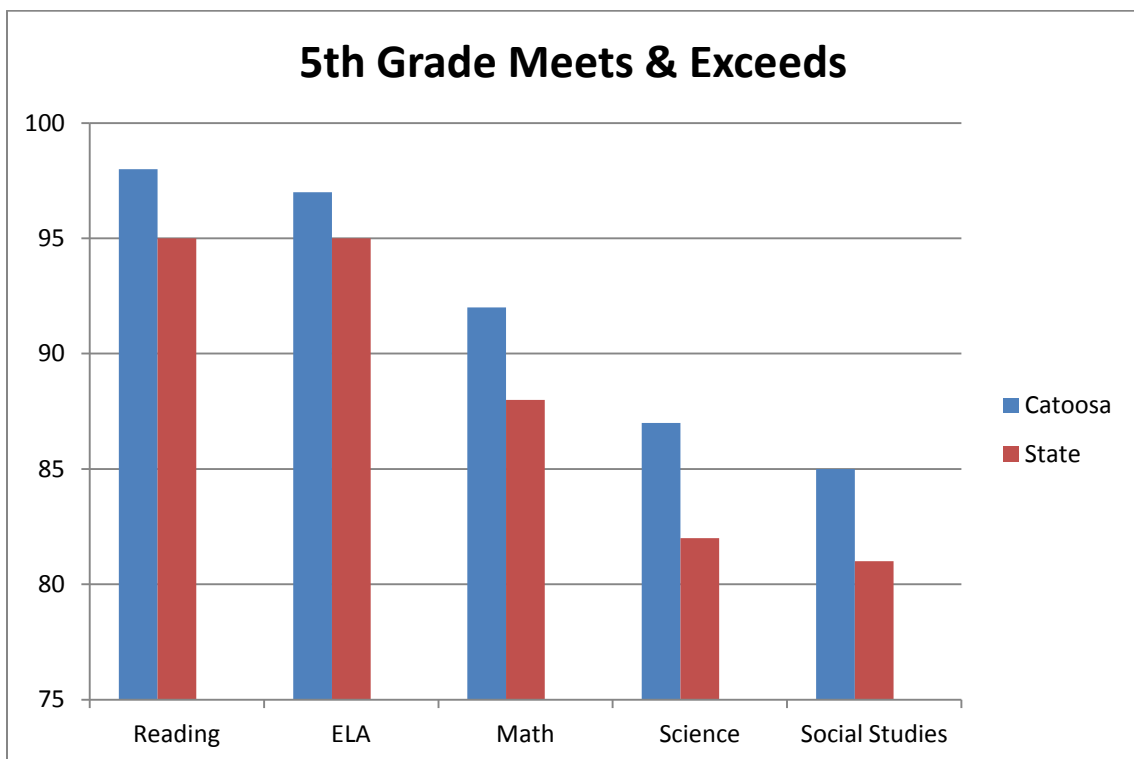
- Ninety-six percent (96%), 92%, and 83% of Catoosa County Public School (CCPS) fourth grade students met or exceeded the standard for Reading, English/Language Arts (ELA), and Mathematics, respectively. Eighty-six (86%) and 87% of fourth grade students met or exceeded the standard for Science and Social Studies, respectively.
- When compared to the state-level performance, CCPS fourth grade students scored at or above the state average in Reading (94%), English/Language Arts (89%), Mathematics (82%), Science (81%), and Social Studies (81%).
- When comparing 2014 performance to 2013, the percent of students meeting or exceeding the standard increased by 1% in Reading. The percent of students meeting or exceeding the standard stayed the same in ELA at 92%. The percent of students meeting or exceeding the standard decreased in Math by 2%, decreased in Science by 4%, and decreased in Social Studies by 2%.
- When comparing 2014 performance to 2013, the percent of students exceeding the standard increased for both Reading and Social Studies.
- When comparing the cohort group (from third to fourth) from 2013 to 2014, the percent of students meeting or exceeding the standard increased in Math by 1%. The percent of students meeting or exceeding the standard in the cohort group remained the same for Social Studies but declined slightly in Reading (1%), ELA (1%), and Science (2%).
- Quartile calculations were completed for Reading, ELA, and Math. When compared to the percent of students meeting or exceeding the standard, CCPS fourth grade scores were in the top 25% of Georgia school systems for English/Language Arts.



## KEY FINDINGS - GRADE 5

### READING, ENGLISH/LANGUAGE ARTS, MATHEMATICS, SCIENCE, SOCIAL STUDIES

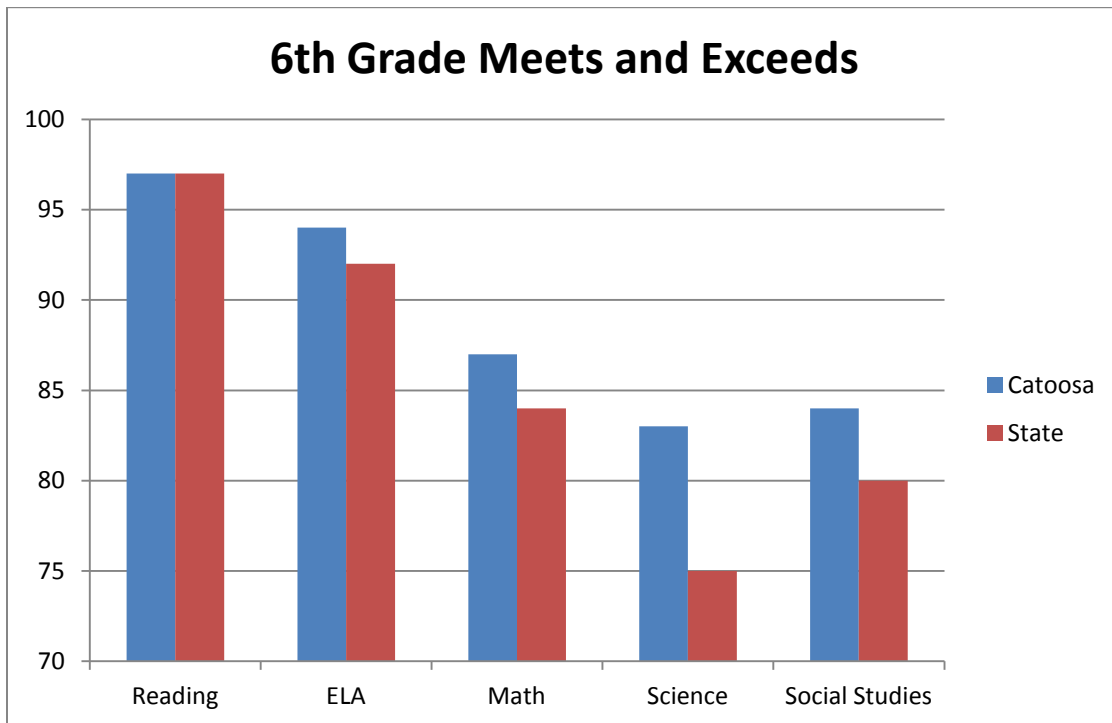
- Ninety-eight percent (98%), 97%, and 92% of Catoosa County Public School (CCPS) fifth grade students met or exceeded the standard for Reading, English/Language Arts (ELA), and Mathematics, respectively. Eighty-seven (87%) and 85% of fifth grade students met or exceeded the standard for Science and Social Studies, respectively.
- When compared to the state-level performance, CCPS fifth grade students scored at or above the state average in Reading (95%), English/Language Arts (95%), Mathematics (88%), Science (82%), and Social Studies (81%).
- When comparing 2014 performance to 2013, the percent of students meeting or exceeding the standard increased by 3% in Reading, by 3% in Mathematics, by 6% in Science, and by 3% in Social Studies. The percent of students meeting or exceeding the standard stayed the same in ELA at 97%.
- When comparing 2014 performance to 2013, the percent of students exceeding the standard increased for Reading, Science, and Social Studies.
- When comparing the cohort group (from fourth to fifth grade) from 2013 to 2014, the percent of students meeting or exceeding the standard increased in Reading by 3%, in ELA by 5%, and in Math by 7%. The percent of students meeting or exceeding the standard in the cohort group declined in Science (3%), and Social Studies (4%).
- Quartile calculations were completed for Reading, ELA, and Math. When compared to the percent of students meeting or exceeding the standard, CCPS fifth grade scores were in the top 25% of Georgia school systems for Reading.



## KEY FINDINGS - GRADE 6

### READING, ENGLISH/LANGUAGE ARTS, MATHEMATICS, SCIENCE, SOCIAL STUDIES

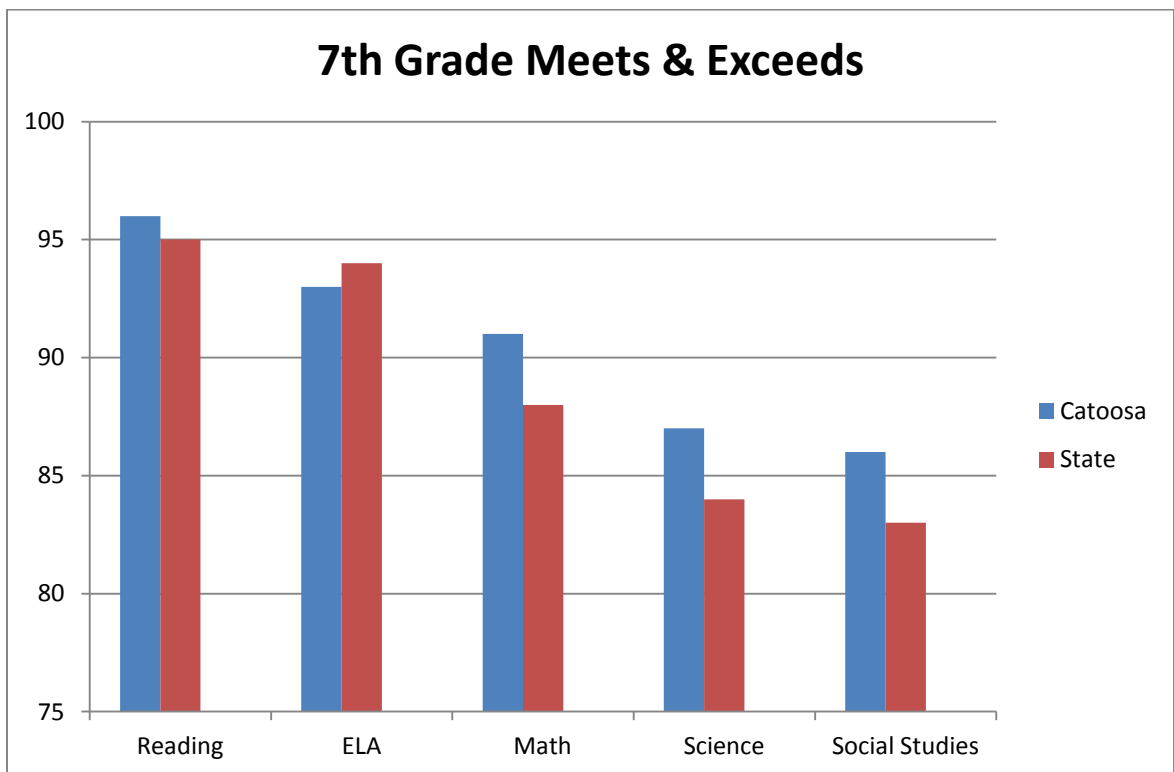
- Ninety-seven percent (97%), 94%, and 87% of Catoosa County Public School (CCPS) six grade students met or exceeded the standard for Reading, English/Language Arts (ELA), and Mathematics, respectively. Eighty-three percent (83%) and 84% of six grade students met or exceeded the standard for Science and Social Studies, respectively.
- When compared to the state-level performance, CCPS sixth grade students scored at or above the state average in Reading (97%), English/Language Arts (92%), Mathematics (84%), Science (75%), and Social Studies (80%).
- When comparing 2014 performance to 2013, the percent of students meeting or exceeding the standard increased by 2% in ELA, by 2% in Mathematics, by 4% in Science, and by 5% in Social Studies. The percent of students meeting or exceeding the standard stayed the same in Reading at 97%.
- When comparing 2014 performance to 2013, the percent of students exceeding the standard increased for Reading, Mathematics, Science, and Social Studies.
- When comparing the cohort group (from fifth to sixth) from 2013 to 2014, the percent of students meeting or exceeding the standard increased in Reading by 2%, Science by 2%, and Social Studies by 2%. The percent of students meeting or exceeding the standard in the cohort group declined in ELA (3%) and Mathematics (2%).
- Quartile calculations were completed for Reading, ELA, and Math. When compared to the percent of students meeting or exceeding the standard, CCPS sixth grade scores were in the top 25% of Georgia school systems for English/Language Arts.



## KEY FINDINGS - GRADE 7

### READING, ENGLISH/LANGUAGE ARTS, MATHEMATICS, SCIENCE, SOCIAL STUDIES

- Ninety-six percent (96%), 93%, and 91% of Catoosa County Public School (CCPS) seventh grade students met or exceeded the standard for Reading, English/Language Arts (ELA), and Mathematics, respectively. Eighty-seven (87%) and 86% of seventh grade students met or exceeded the standard for Science and Social Studies, respectively.
- When compared to the state-level performance, CCPS seventh grade students scored at or above the state average in Reading (95%), Mathematics (88%), Science (84%), and Social Studies (83%), and 1% below the state average (94%) in ELA.
- When comparing 2014 performance to 2013, the percent of students meeting or exceeding the standard increased by 1% in Mathematics. The percent of students meeting or exceeding the standard stayed the same in Reading at 96%, ELA at 93%, Science at 87%, and Social Studies 86%.
- When comparing 2014 performance to 2013, the percent of students exceeding the standard increased for Reading, Mathematics, Science, and Social Studies.
- When comparing the cohort group (from sixth to seventh grade) from 2013 to 2014, the percent of students meeting or exceeding the standard increased 1% in ELA, 6% in Math, 8% in Science, and 7% in Social Studies. The percent of students meeting or exceeding the standard in the cohort group declined 1% in Reading.



## KEY FINDINGS - GRADE 8

### READING, ENGLISH/LANGUAGE ARTS, MATHEMATICS, SCIENCE, SOCIAL STUDIES

- Ninety-eight percent (98%), 95%, and 90% of Catoosa County Public School (CCPS) eighth grade students met or exceeded the standard for Reading, English/Language Arts (ELA), and Mathematics, respectively. Eighty-one (81%) and 83% of eighth grade students met or exceeded the standard for Science and Social Studies, respectively.
- When compared to the state-level performance, CCPS seventh grade students scored at or above the state average in Reading (97%), English/Language Arts (95%), Mathematics (82%), Science (78%), and Social Studies (81%).
- When comparing 2014 performance to 2013, the percent of students meeting or exceeding the standard increased 1% in Reading and 2% in Social Studies. The percent of students meeting or exceeding the standard stayed the same in ELA (95%) and Science (81%) but declined in Math from 92% to 90%.
- When comparing 2014 performance to 2013, the percent of students exceeding the standard increased for all subject areas, Reading, ELA, Mathematics, Science, and Social Studies.
- When comparing the cohort group (from seventh to eighth grade) from 2013 to 2014, the percent of students meeting or exceeding the standard increased in 2% in Reading, 2% in ELA. The percent of students meeting or exceeding the standard in the cohort group stayed the same for Math (90%) but declined 6% in Science, and 3% in Social Studies.
- Quartile calculations were completed for Reading, ELA, and Math. When compared to the percent of students meeting or exceeding the standard, CCPS eighth grade scores were in the top 25% of Georgia school systems for Reading and Math.

