



**CATOOSA COUNTY
SCHOOLS**

**GEORGIA MILESTONES
TESTING BRIEF**

2014-2015

Catoosa County Public Schools (CCPS) participates in all state-required assessments. The Georgia Milestones Assessment System replaced the CRCT and EOCT beginning with the 2014-2015 school year. For the school year 2014-2015, Georgia required all schools to participate in the Georgia Milestones Assessment System which is a comprehensive summative assessment program spanning grades three through high school.

Georgia Milestones measures how well students have learned the knowledge and skills outlined in the state-adopted content standards in English Language Arts, Mathematics, Science, and Social Studies. This type of assessment is known as a criterion-referenced assessment. Students in grades 3 through 8 take an End-of-Grade (EOG) assessment in each content area, while high school students take an End-of-Course (EOC) assessment for each of the eight courses designated by the State Board of Education. Alternate assessments for students with disabilities who meet specific eligibility criteria include the Georgia Alternate Assessment (GAA).

According to State Board Rule 160-4-2-.11, no third grade student will be promoted to the fourth grade if the student does not achieve grade level performance on the third grade state-adopted assessment in reading and no fifth or eighth grade student will be promoted to the next grade if the student does not achieve grade level performance on the state-adopted assessments reading and mathematics. Georgia law (O.C.G.A. § 20-2-281) requires that students in grades 9 through 12 participate in End-of-Course assessments determined by the state board. State Board Rule 160-4-2-.13 requires that the Georgia Milestones End-of-Course assessment count 20% of a student's final grade. Promotion and grade requirements were waived for the 2014-2015 school year to accommodate standard-setting for the Georgia Milestones Assessment system.

Student achievement levels on the Georgia Milestones are reported as four levels: *Beginning Learner (Level 1)*, *Developing Learner (Level 2)*, *Proficient Learner (Level 3)*, and *Distinguished Learner (Level 4)*. Each EOG and EOC assessment receives an achievement level assignment.

The Georgia Milestones Assessment incorporates the evaluation of reading and writing performance in the English Language Arts assessment. Reading status is designated as either "Below Grade Level" or "Grade Level or Above." Writing performance is evaluated using a narrative writing response and an extended writing task. The narrative writing response is scored on a four-point scale. The extended writing task is scored on a seven-point scale: four points for Trait 1 (idea development, organization, and coherence), and three points for Trait 2 (language usage and conventions).

Each Georgia Milestones assessment also includes a limited sample of nationally norm-referenced items (a subset of 20 items from the TerraNova, a norm-referenced achievement test) in order to provide a signal of how Georgia students are achieving relative to their peers nationally. Only those TerraNova items that align to Georgia standards will contribute to a student's criterion-referenced achievement level, scale score, and grade conversion score.

SUMMARY:

Features of Georgia Milestones Assessment System include:

- Criterion-referenced items to assess how well students have learned the knowledge and skills outlined in the state-adopted content standards in English Language Arts, Mathematics, Science, and Social Studies
- Open-ended (constructed-response) items in English Language Arts and Mathematics (all grades and courses)
- A writing component (in response to passages read by students) at every grade level and course within the English Language Arts assessment
- Norm-referenced items in all content areas and courses which complement the criterion-referenced information and provide a national comparison

IMPORTANT NOTE:

Comparing 2014-2015 Georgia Milestones data to previous CRCT and EOCT data is not an appropriate comparison due to the different features and advance content knowledge assessed in the new test design.

END-OF-GRADE (EOG)

KEY FINDINGS - GRADE 3

ENGLISH LANGUAGE ARTS, MATHEMATICS, SCIENCE, SOCIAL STUDIES

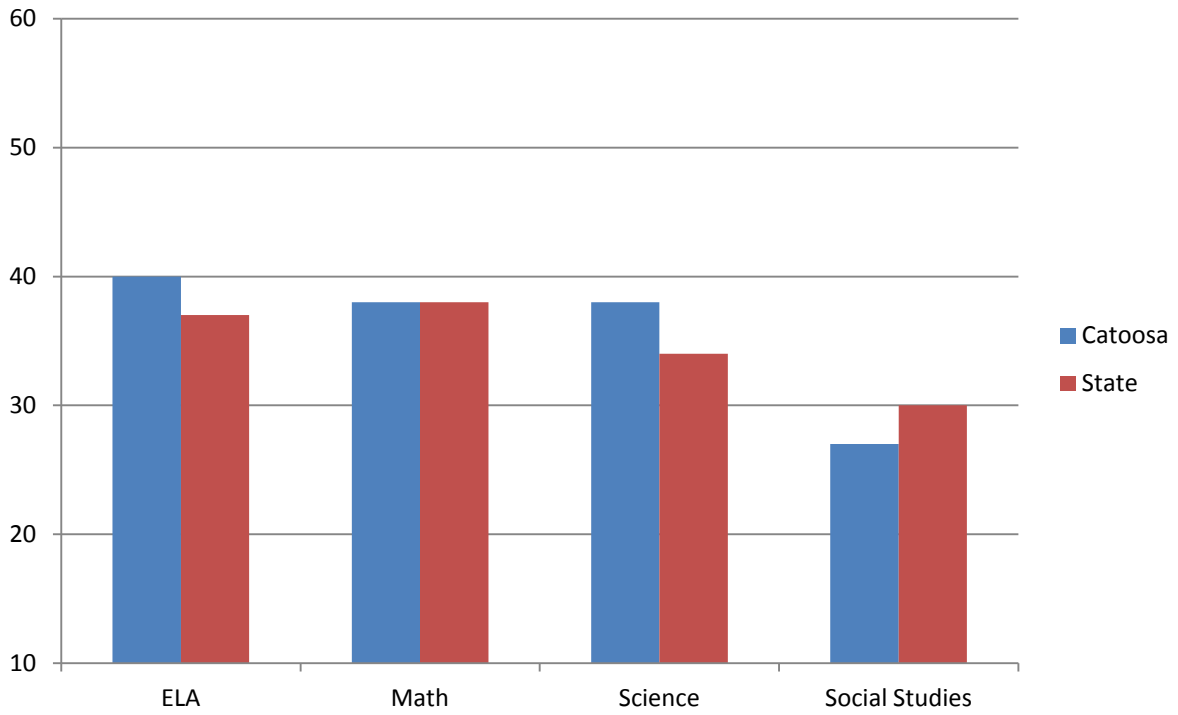
CRITERION-REFERENCED PERFORMANCE

- Forty percent (40%) and 38% of Catoosa County Public School (CCPS) third grade students scored at the proficient levels of 3 and 4 in English Language Arts (ELA) and Mathematics, respectively. Thirty-eight (38%) and 27% of third grade students scored at the proficient levels of 3 and in Science and Social Studies, respectively.
- When compared to the state-level performance, CCPS third grade students scored at or above the state average in English Language Arts (37%), Mathematics (38%), and Science (34%).
- Seven percent (7%) and 6% of CCPS third grade students scored at the *Distinguished Learner* level (Level 4) in English Language Arts and Mathematics, respectively. Nine (9%) and 7% of third grade students scored at Level 4 in Science and Social Studies, respectively.
- Seventy-seven percent (77%) of CCPS third grade students scored as reading on grade level or above as compared to 69% of third graders in the state.
- Eleven percent (11%) of CCPS third grade students received 3 or 4 points (on a 4 point scale) for the Narrative Writing Response compared to 12% of third graders at the state-level.
- On the Extended Writing Task - Trait 1 (Idea Development, Organization, and Coherence) 21% of CCPS third grade students received 3 or 4 points (on a 4 point scale) compared to 20% at the state-level. On Trait 2 (Language Usage and Conventions), 53% of CCPS third graders received 2 or 3 points (on a 3 point scale) compared to 54% at the state-level.
- Quartile calculations were completed for ELA and Math. When compared to the percent of students scoring as proficient or distinguished learners, CCPS third grade scores were in the top 25% of Georgia school systems for English Language Arts.

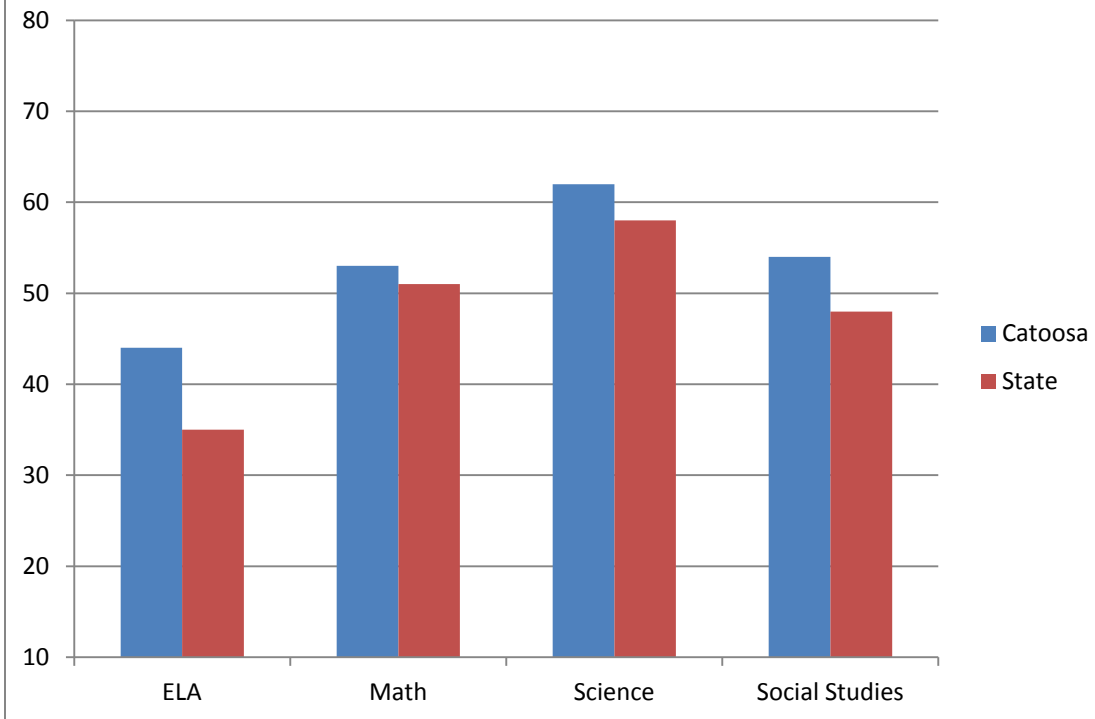
NORM-REFERENCED PERFORMANCE

- The median national percentile of CCPS third grade students was the 44th percentile (ELA), 53rd percentile (Mathematics), 62nd percentile (Science), and 54th percentile (Social Studies).
- When compared to the state-level percentiles, CCPS third grade students scored at or above the state average in English Language Arts (35th percentile), Mathematics (51st percentile), Science (58th percentile), and Social Studies (48th percentile).

Grade 3 Proficient & Distinguished



Grade 3 Median National Percentile



KEY FINDINGS - GRADE 4

ENGLISH LANGUAGE ARTS, MATHEMATICS, SCIENCE, SOCIAL STUDIES

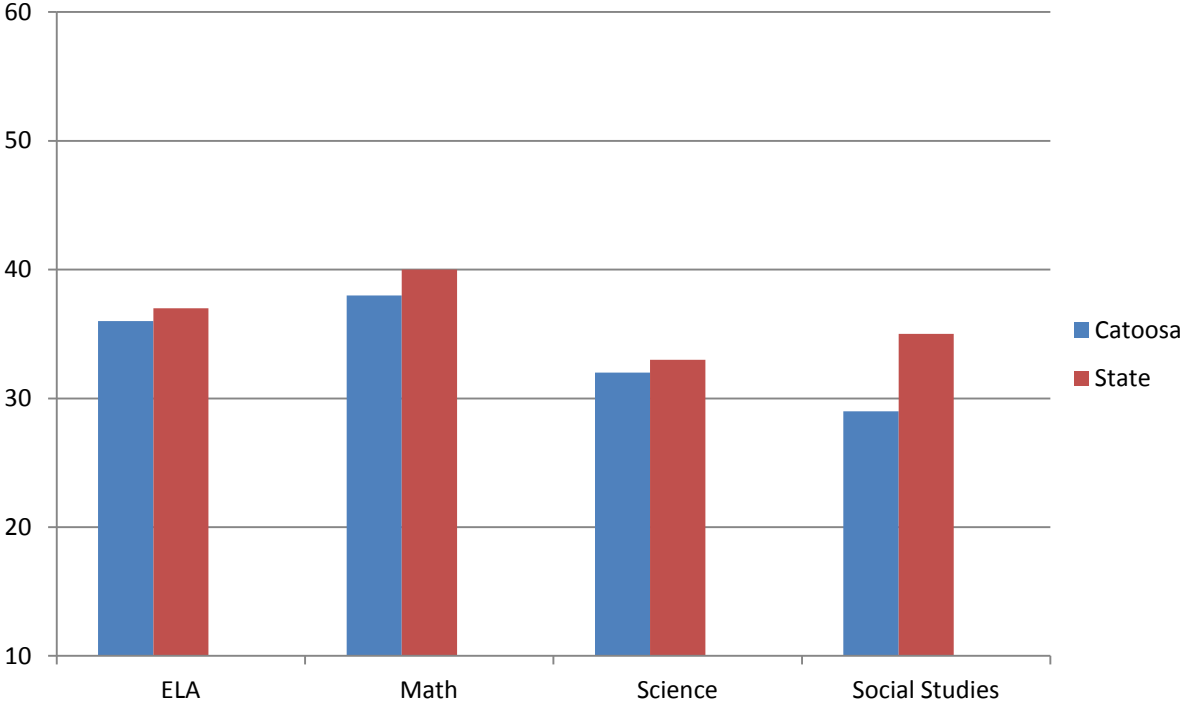
CRITERION-REFERENCED PERFORMANCE

- Thirty-six percent (36%) and 38% of Catoosa County Public School (CCPS) fourth grade students scored at the proficient levels of 3 and 4 in English Language Arts (ELA) and Mathematics, respectively. Thirty-two percent (32%) and 29% of fourth grade students scored at the proficient levels of 3 and 4 in Science and Social Studies, respectively.
- Seven percent (7%) and 5% of CCPS fourth grade students scored at the *Distinguished Learner* level (Level 4) in English Language Arts and Mathematics, respectively. Six percent (6%) and 4% of fourth grade students scored at Level 4 in Science and Social Studies, respectively.
- Sixty-two percent (62%) of CCPS fourth grade students scored as reading on grade level or above as compared to 59% of fourth graders in the state.
- Fifteen percent (15%) of CCPS fourth grade students received 3 or 4 points (on a 4 point scale) for the Narrative Writing Response compared to 15% of fourth graders at the state-level.
- On the Extended Writing Task - Trait 1 (Idea Development, Organization, and Coherence), 20% of CCPS fourth grade students received 3 or 4 points (on a 4 point scale) compared to 15% at the state-level. On Trait 2 (Language Usage and Conventions), 59% of CCPS fourth graders received 2 or 3 points (on a 3 point scale) compared to 58% at the state-level.

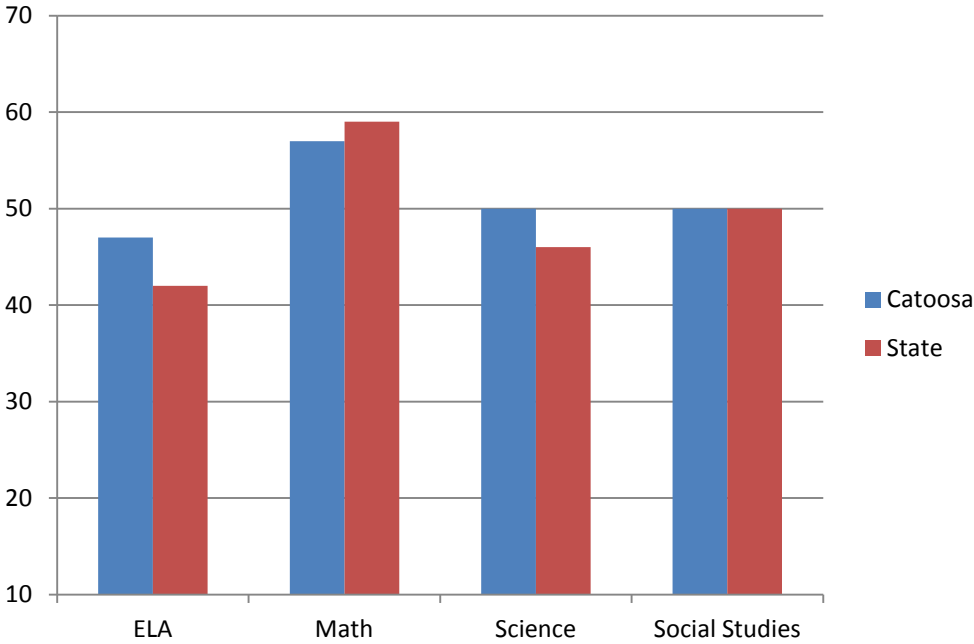
NORM-REFERENCED PERFORMANCE

- The median national percentile of CCPS fourth grade students was the 47th percentile (ELA), 57th percentile (Mathematics), 50th percentile (Science), and 50th percentile (Social Studies).
- When compared to the state-level percentiles, CCPS fourth grade students scored at or above the state average in English Language Arts (42nd percentile), Science (46th percentile), and Social Studies (50th percentile).

Grade 4 Proficient & Distinguished



Grade 4 Median National Percentile



KEY FINDINGS - GRADE 5

ENGLISH LANGUAGE ARTS, MATHEMATICS, SCIENCE, SOCIAL STUDIES

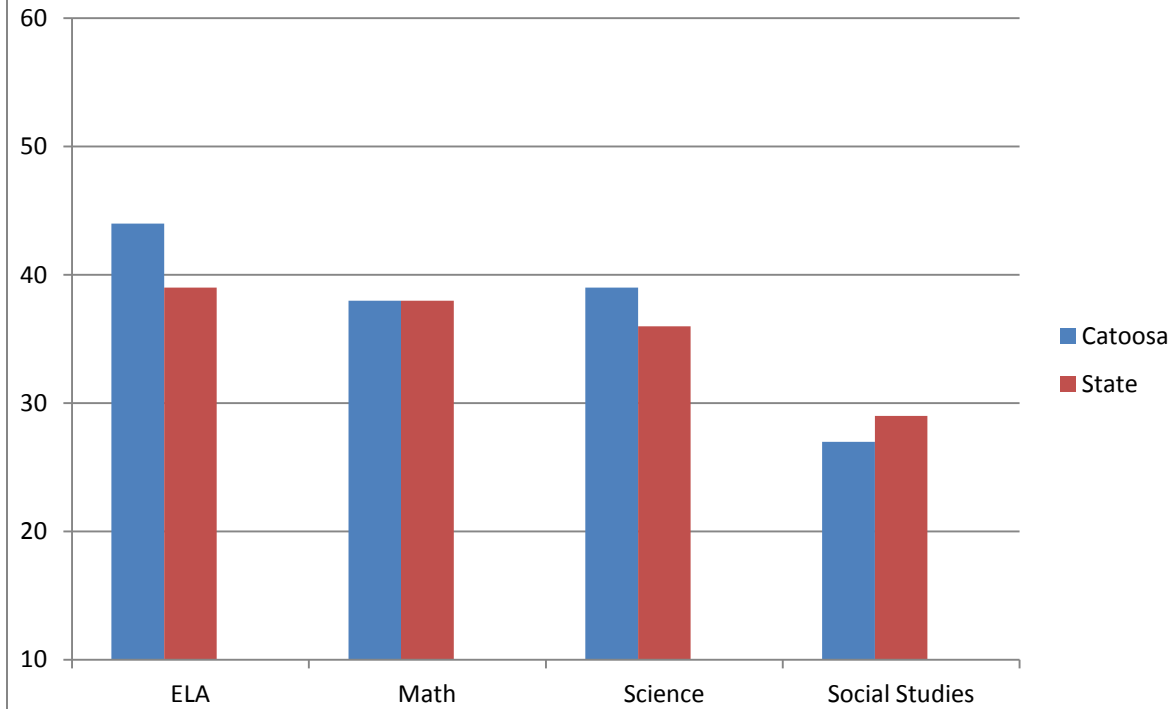
CRITERION-REFERENCED PERFORMANCE

- Forty-four percent (44%) and 38% of Catoosa County Public School (CCPS) fifth grade students scored at the proficient levels of 3 and 4 in English Language Arts (ELA) and Mathematics, respectively. Thirty-nine (39%) and 27% of fifth grade students scored at the proficient levels of 3 and 4 in Science and Social Studies, respectively.
- When compared to the state-level performance, CCPS fifth grade students scored at or above the state average in English Language Arts (39%), Mathematics (38%), and Science (36%).
- Seven percent (7%) and 11% of CCPS fifth grade students scored at the *Distinguished Learner* level (Level 4) in English Language Arts and Mathematics, respectively. Seven (7%) and 7% of fifth grade students scored at Level 4 in Science and Social Studies, respectively.
- Seventy-two percent (72%) of CCPS fifth grade students scored as reading on grade level or above as compared to 66% of fifth graders in the state.
- Thirty percent (30%) of CCPS fifth grade students received 3 or 4 points (on a 4 point scale) for the Narrative Writing Response compared to 25% of fifth graders at the state-level.
- On the Extended Writing Task - Trait 1 (Idea Development, Organization, and Coherence) 48% of CCPS fifth grade students received 3 or 4 points (on a 4 point scale) compared to 42% at the state-level. On Trait 2 (Language Usage and Conventions), 78% of CCPS fifth graders received 2 or 3 points (on a 3 point scale) compared to 75% at the state-level.
- Quartile calculations were completed for ELA and Math. When compared to the percent of students scoring as proficient or distinguished learners, CCPS fifth grade scores were in the top 25% of Georgia school systems for English Language Arts.

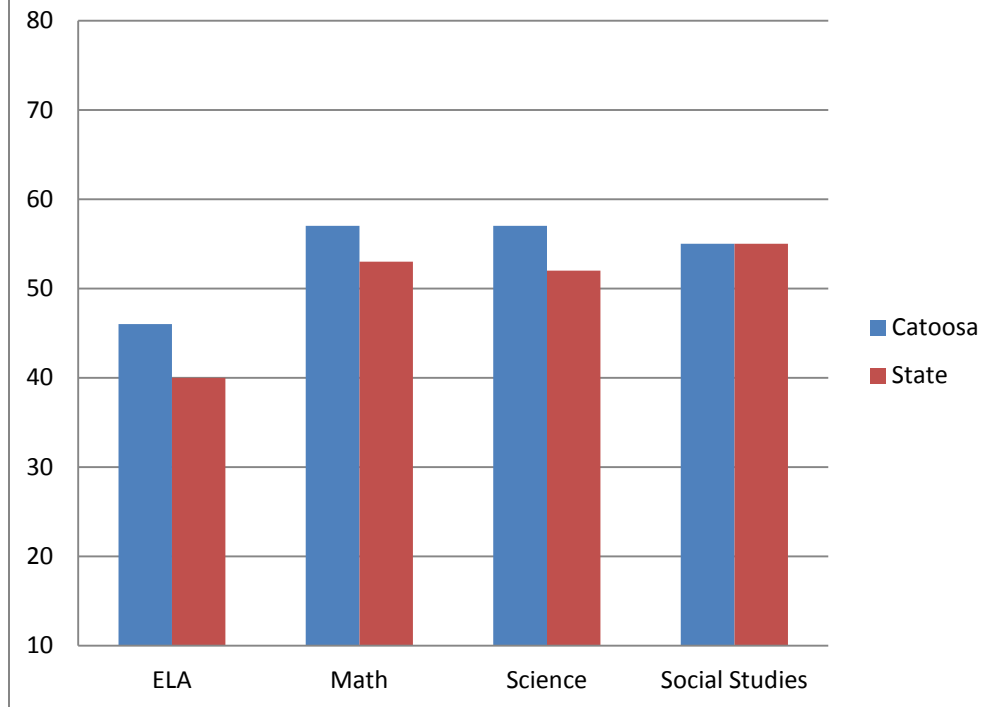
NORM-REFERENCED PERFORMANCE

- The median national percentile of CCPS fifth grade students was the 46th percentile (ELA), 57th percentile (Mathematics), 57th percentile (Science), and 55th percentile (Social Studies).
- When compared to the state-level percentiles, CCPS fifth grade students scored at or above the state average in English Language Arts (40th percentile), Mathematics (53rd percentile), Science (52nd percentile), and Social Studies (55th percentile).

Grade 5 Proficient & Distinguished



Grade 5 Median National Percentile



KEY FINDINGS - GRADE 6

ENGLISH LANGUAGE ARTS, MATHEMATICS, SCIENCE, SOCIAL STUDIES

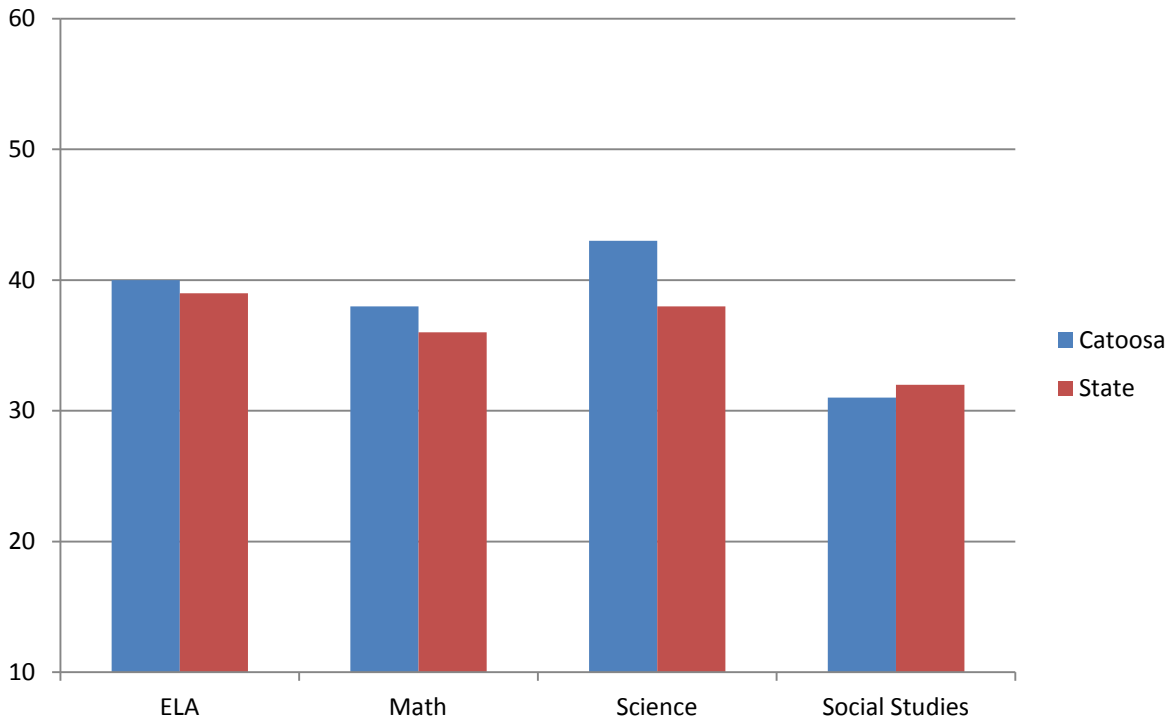
CRITERION-REFERENCED PERFORMANCE

- Forty percent (40%) and 38% of Catoosa County Public School (CCPS) sixth grade students scored at the proficient levels of 3 and 4 in English Language Arts (ELA) and Mathematics, respectively. Forty-three percent (43%) and 31% of sixth grade students scored at the proficient levels of 3 and 4 in Science and Social Studies, respectively.
- When compared to the state-level performance, CCPS sixth grade students scored at or above the state average in English Language Arts (39%), Mathematics (36%), and Science (38%).
- Five percent (5%) of CCPS sixth grade students scored at the *Distinguished Learner* level (Level 4) in English Language Arts and Mathematics. Six (6%) and 10% of sixth grade students scored at Level 4 in Science and Social Studies, respectively.
- Sixty-three percent (63%) of CCPS sixth grade students scored as reading on grade level or above as compared to 60% of sixth graders in the state.
- Thirty-six percent (36%) of CCPS sixth grade students received 3 or 4 points (on a 4 point scale) for the Narrative Writing Response compared to 39% of sixth graders at the state-level.
- On the Extended Writing Task - Trait 1 (Idea Development, Organization, and Coherence) 43% of CCPS sixth grade students received 3 or 4 points (on a 4 point scale) compared to 39% at the state-level. On Trait 2 (Language Usage and Conventions), 81% of CCPS sixth graders received 2 or 3 points (on a 3 point scale) compared to 82% at the state-level.

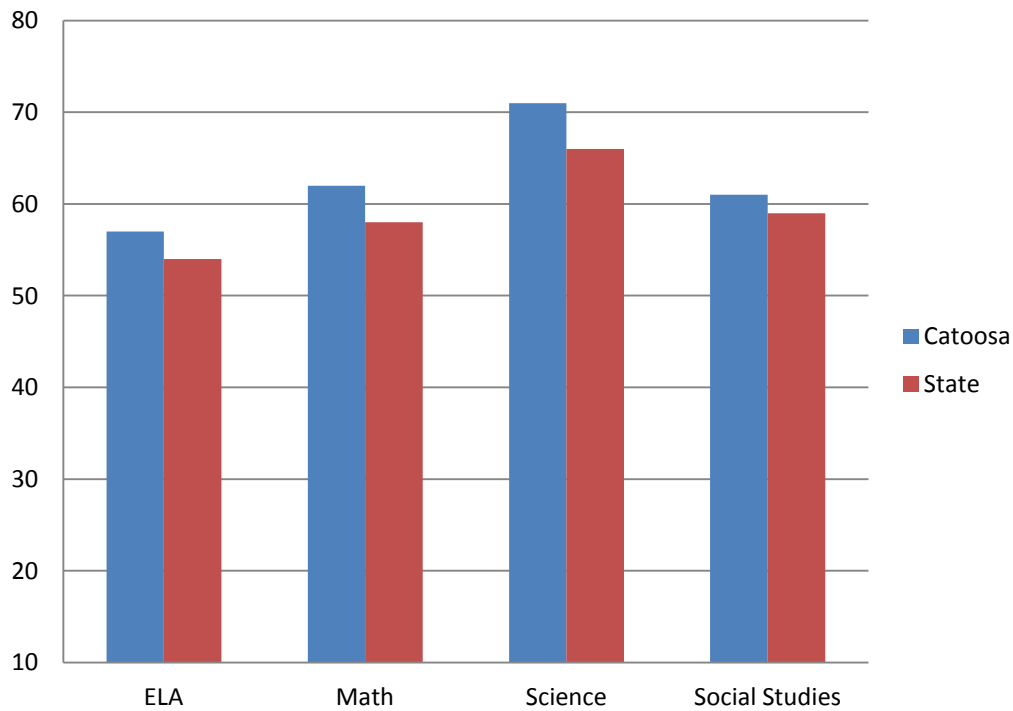
NORM-REFERENCED PERFORMANCE

- The median national percentile of CCPS sixth grade students was the 57th percentile (ELA), 62nd percentile (Mathematics), 71st percentile (Science), and 61st percentile (Social Studies).
- When compared to the state-level percentiles, CCPS sixth grade students scored at or above the state average in English Language Arts (54th percentile), Mathematics (58th percentile), Science (66th percentile), and Social Studies (59th percentile).

Grade 6 Proficient & Distinguished



Grade 6 Median National Percentile



KEY FINDINGS - GRADE 7

ENGLISH LANGUAGE ARTS, MATHEMATICS, SCIENCE, SOCIAL STUDIES

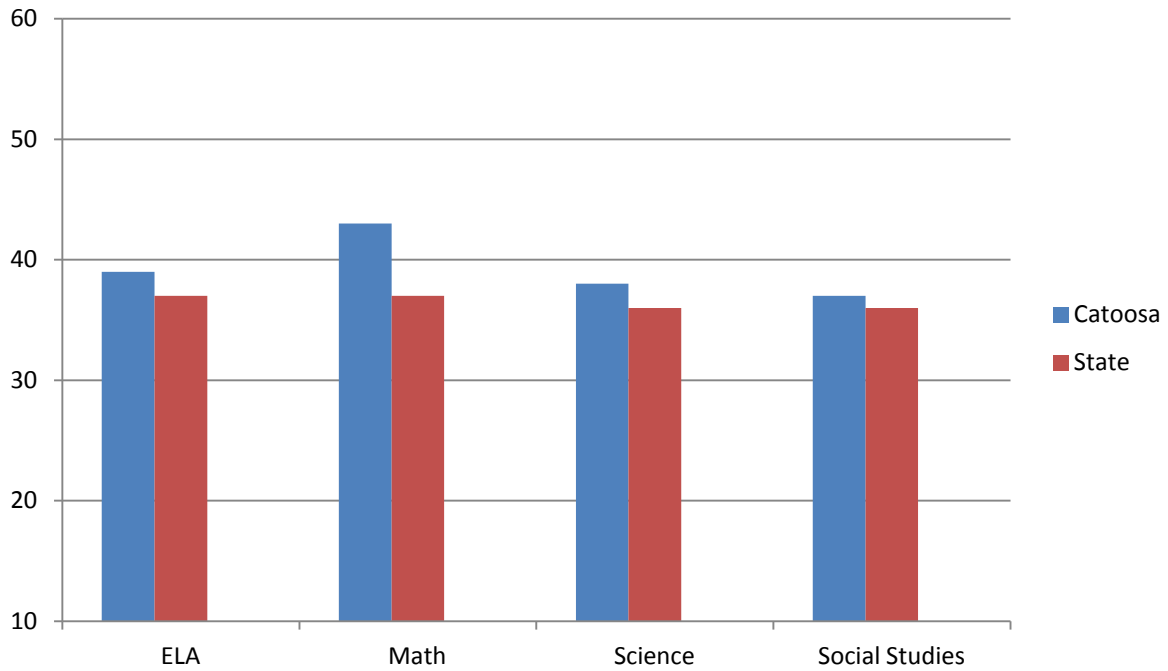
CRITERION-REFERENCED PERFORMANCE

- Thirty-nine percent (39%) and 43% of Catoosa County Public School (CCPS) seventh grade students scored at the proficient levels of 3 and 4 in English Language Arts (ELA) and Mathematics, respectively. Thirty-eight (38%) and 37% of seventh grade students scored at the proficient levels of 3 and 4 in Science and Social Studies, respectively.
- When compared to the state-level performance, CCPS seventh grade students scored at or above the state average in English Language Arts (37%), Mathematics (37%), Science (36%), and Social Studies (36%).
- Four percent (4%) and 10% of CCPS seventh grade students scored at the *Distinguished Learner* level (Level 4) in English Language Arts and Mathematics, respectively. Nine (9%) and 14% of seventh grade students scored at Level 4 in Science and Social Studies, respectively.
- Seventy-four percent (74%) of CCPS seventh grade students scored as reading on grade level or above as compared to 71% of seventh graders in the state.
- Thirty-two percent (32%) of CCPS seventh grade students received 3 or 4 points (on a 4 point scale) for the Narrative Writing Response compared to 32% of seventh graders at the state-level.
- On the Extended Writing Task - Trait 1 (Idea Development, Organization, and Coherence) 45% of CCPS seventh grade students received 3 or 4 points (on a 4 point scale) compared to 42% at the state-level. On Trait 2 (Language Usage and Conventions), 85% of CCPS seventh graders received 2 or 3 points (on a 3 point scale) compared to 82% at the state-level.
- Quartile calculations were completed for ELA and Math. When compared to the percent of students scoring as proficient or distinguished learners, CCPS seventh grade scores were in the top 25% of Georgia school systems for English Language Arts and Math.

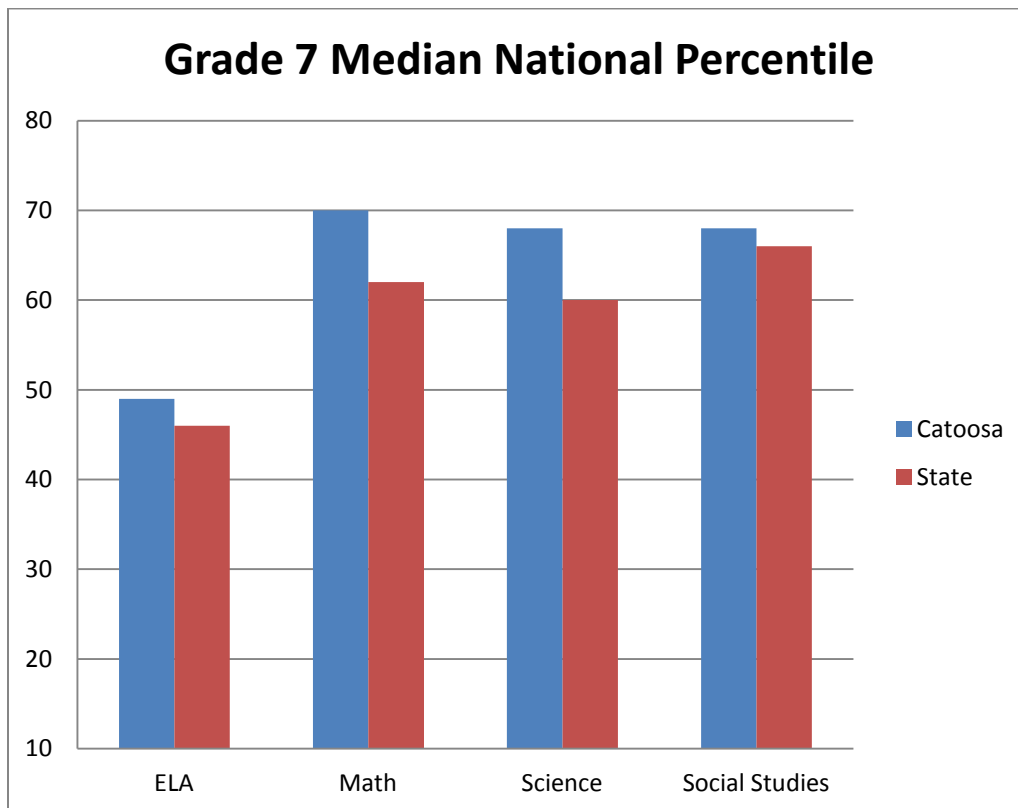
NORM-REFERENCED PERFORMANCE

- The median national percentile of CCPS seventh grade students was the 49th percentile (ELA), 70th percentile (Mathematics), 68th percentile (Science), and 68th percentile (Social Studies).
- When compared to the state-level percentiles, CCPS seventh grade students scored at or above the state average in English Language Arts (46th percentile), Mathematics (62nd percentile), Science (60th percentile), and Social Studies (66th percentile).

Grade 7 Proficient & Distinguished



Grade 7 Median National Percentile



KEY FINDINGS - GRADE 8

ENGLISH LANGUAGE ARTS, MATHEMATICS, SCIENCE, SOCIAL STUDIES

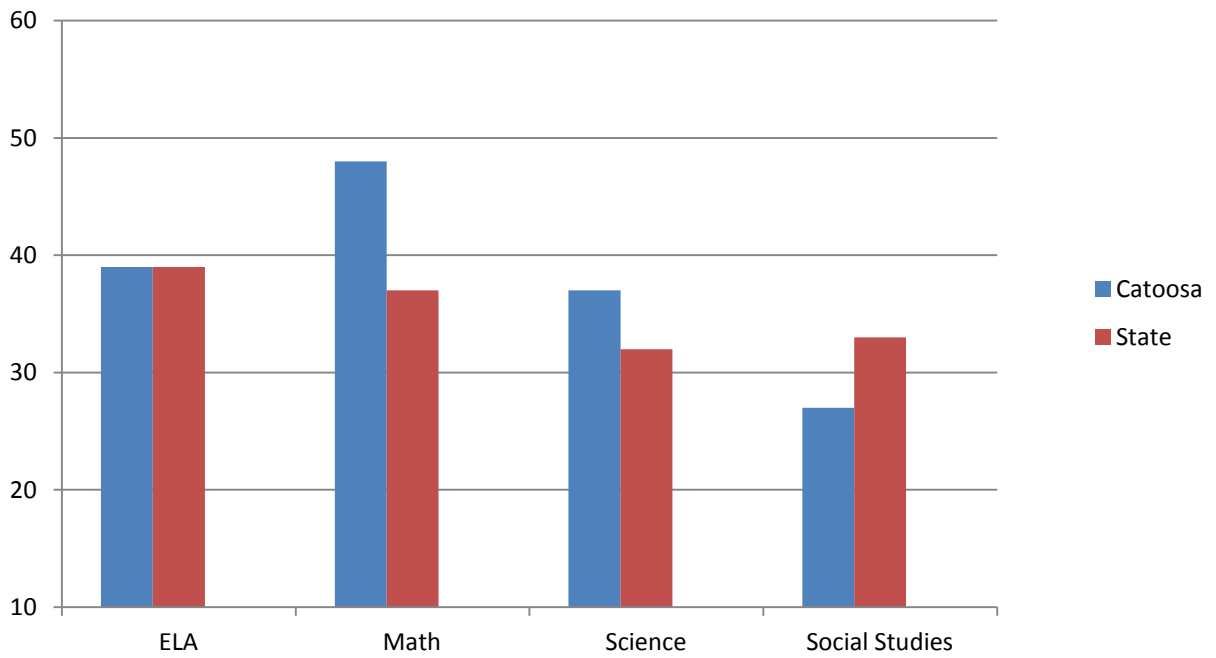
CRITERION-REFERENCED PERFORMANCE

- Thirty-nine percent (39%) and 48% of Catoosa County Public School (CCPS) eighth grade students scored at the proficient levels of 3 and 4 in English Language Arts (ELA) and Mathematics, respectively. Thirty-seven (37%) and 27% of eighth grade students scored at the proficient levels of 3 and 4 in Science and Social Studies, respectively.
- When compared to the state-level performance, CCPS eighth grade students scored at or above the state average in English Language Arts (39%), Mathematics (37%), and Science (32%).
- Six percent (6%) and 9% of CCPS eighth grade students scored at the *Distinguished Learner* level (Level 4) in English Language Arts and Mathematics, respectively. Eight (8%) and 7% of eighth grade students scored at Level 4 in Science and Social Studies, respectively.
- Seventy-two percent (72%) of CCPS eighth grade students scored as reading on grade level or above as compared to 71% of eighth graders in the state.
- Twenty-eight percent (28%) of CCPS eighth grade students received 3 or 4 points (on a 4 point scale) for the Narrative Writing Response compared to 32% of eighth graders at the state-level.
- On the Extended Writing Task - Trait 1 (Idea Development, Organization, and Coherence) 51% of CCPS eighth grade students received 3 or 4 points (on a 4 point scale) compared to 46% at the state-level. On Trait 2 (Language Usage and Conventions), 89% of CCPS eighth graders received 2 or 3 points (on a 3 point scale) compared to 85% at the state-level.
- Quartile calculations were completed for ELA and Math. When compared to the percent of students scoring as proficient or distinguished learners, CCPS eighth grade scores were in the top 25% of Georgia school systems for Math.

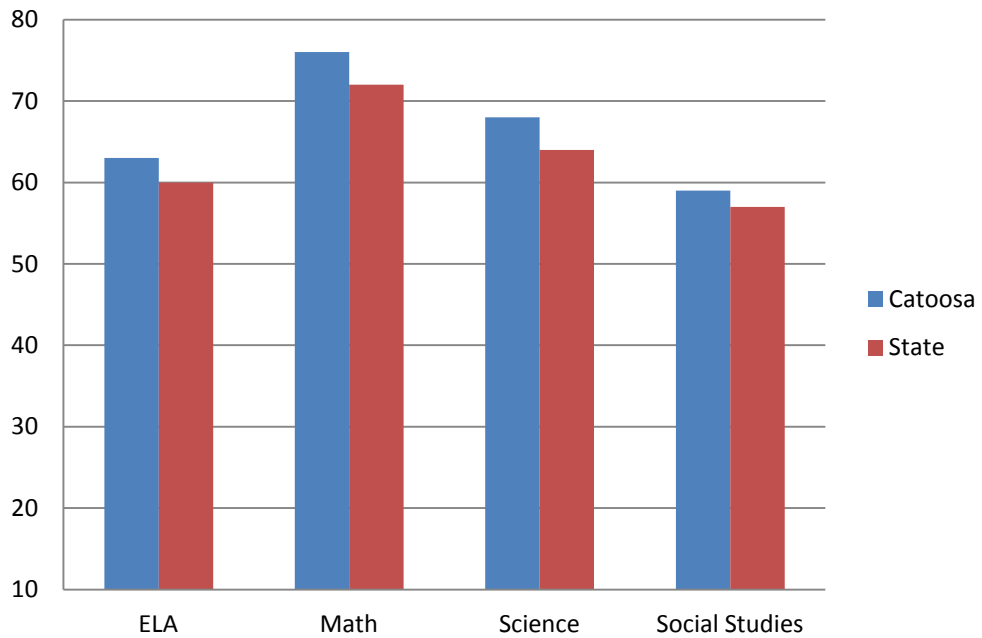
NORM-REFERENCED PERFORMANCE

- The median national percentile of CCPS eighth grade students was the 63rd percentile (ELA), 76th percentile (Mathematics), 68th percentile (Science), and 59th percentile (Social Studies).
- When compared to the state-level percentiles, CCPS eighth grade students scored at or above the state average in English Language Arts (60th percentile), Mathematics (72nd percentile), Science (64th percentile), and Social Studies (57th percentile).

Grade 8 Proficient & Distinguished



Grade 8 Median National Percentile



END-OF-COURSE (EOC)

WINTER 2014-2015

KEY FINDINGS - LANGUAGE ARTS: NINTH GRADE LITERATURE & COMPOSITION

CRITERION-REFERENCED PERFORMANCE

- Thirty-eight percent (38%) of Catoosa County Public School (CCPS) students scored at the proficient levels of 3 and 4 in Ninth Grade Literature and Composition. Thirty-four percent (34%) of Georgia's students scored as proficient or distinguished in Ninth Grade Literature & Composition.
- Two percent (2%) of CCPS students scored at the *Distinguished Learner* level (Level 4) in Ninth Grade Literature and Composition. Four percent (4%) of Georgia students scored at the *Distinguished Learner* level in Ninth Grade Literature and Composition.
- Seventy-six percent (76%) of CCPS Ninth Grade Literature and Composition students scored as reading on grade level or above as compared to 73% of Georgia Ninth Grade Literature and Composition students.
- Thirty-eight percent (38%) of CCPS Ninth Grade Literature and Composition students received 3 or 4 points (on a 4 point scale) for the Narrative Writing Response compared to 32% of Ninth Grade Literature students at the state-level.
- On the Extended Writing Task - Trait 1 (Idea Development, Organization, and Coherence) 53% of CCPS Ninth Grade Literature and Composition students received 3 or 4 points (on a 4 point scale) compared to 35% at the state-level. On Trait 2 (Language Usage and Conventions), 88% of CCPS Ninth Grade Literature and Composition students received 2 or 3 points (on a 3 point scale) compared to 75% at the state-level.

NORM-REFERENCED PERFORMANCE

- The median national percentile of CCPS Ninth Grade Literature and Composition students was the 63rd percentile.
- The median national percentile of Georgia Ninth Grade Literature and Composition students was the 63rd percentile.

NUMBER OF STUDENTS TESTED

- Catoosa: 514
- State: 19,817

KEY FINDINGS - LANGUAGE ARTS: AMERICAN LITERATURE & COMPOSITION

CRITERION-REFERENCED PERFORMANCE

- Forty-one percent (41%) of Catoosa County Public School (CCPS) students scored at the proficient levels of 3 and 4 in American Literature and Composition. Thirty-two percent (32%) of Georgia's students scored as proficient or distinguished for American Literature and Composition.
- Six percent (6%) of CCPS students scored at the *Distinguished Learner* level (Level 4) in American Literature and Composition. Four percent (4%) of Georgia students scored at the *Distinguished Learner* level in American Literature and Composition.
- Seventy-six percent (76%) of CCPS American Literature and Composition students scored as reading on grade level or above as compared to 68% of Georgia American Literature and Composition students.
- Fifty-three percent (53%) of CCPS American Literature and Composition students received 3 or 4 points (on a 4 point scale) for the Narrative Writing Response compared to 33% of American Literature and Composition students at the state-level.
- On the Extended Writing Task - Trait 1 (Idea Development, Organization, and Coherence) 76% of CCPS American Literature and Composition students received 3 or 4 points (on a 4 point scale) compared to 51% at the state-level. On Trait 2 (Language Usage and Conventions), 95% of CCPS American Literature and Composition students received 2 or 3 points (on a 3 point scale) compared to 82% at the state-level.
- When compared to the percent of students scoring as proficient or distinguished learners, CCPS American Literature and Composition scores were in the top 25% of Georgia school systems.

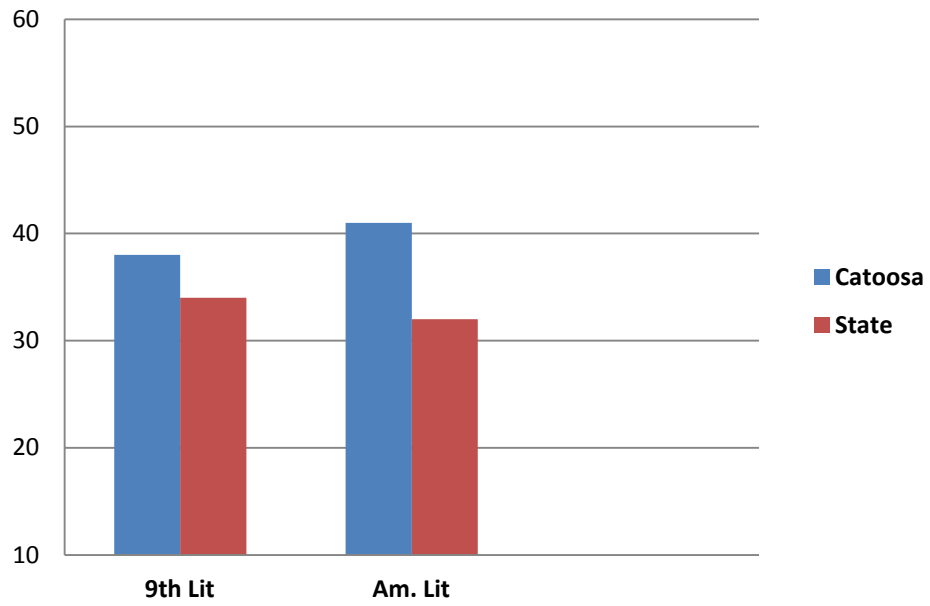
NORM-REFERENCED PERFORMANCE

- The median national percentile of CCPS American Literature and Composition students was the 60th percentile.
- The median national percentile of Georgia Ninth Grade Literature and Composition students was the 56th percentile.

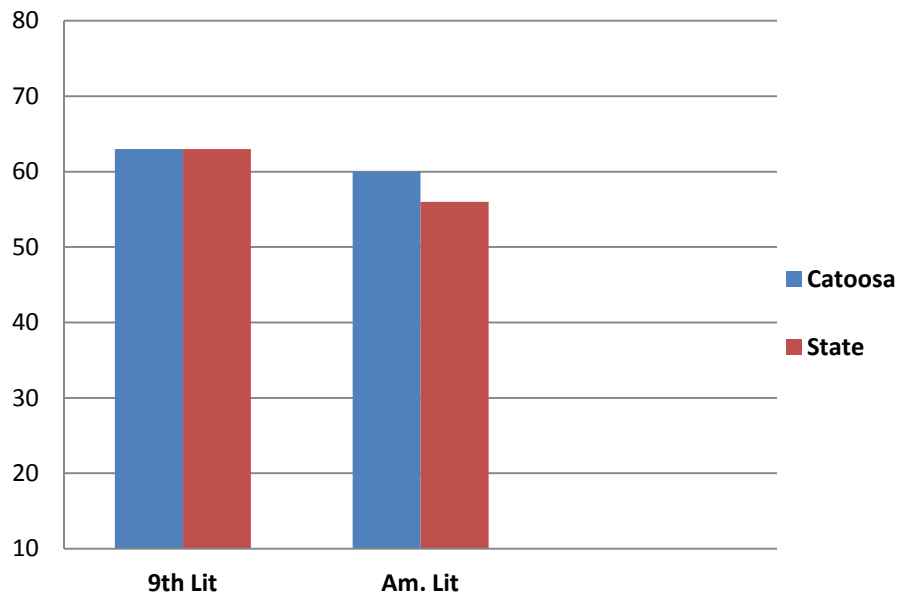
NUMBER OF STUDENTS TESTED

- Catoosa: 433
- State: 19,141

ELA: Proficient & Distinguished



ELA: Median National Percentile



KEY FINDINGS - MATHEMATICS: COORDINATE ALGEBRA

CRITERION-REFERENCED PERFORMANCE

- Fifty-two percent (52%) of Catoosa County Public School (CCPS) students scored at the proficient levels of 3 and 4 in Coordinate Algebra. Thirty-three percent (33%) of Georgia's students scored as proficient or distinguished in Coordinate Algebra.
- Eleven percent (11%) of CCPS students scored at the *Distinguished Learner* level (Level 4) in Coordinate Algebra. Six percent (6%) of Georgia students scored at the *Distinguished Learner* level in Coordinate Algebra.
- When compared to the percent of students scoring as proficient or distinguished learners, CCPS Coordinate Algebra scores were in the top 25% of Georgia school systems.

NORM-REFERENCED PERFORMANCE

- The median national percentile of CCPS Coordinate Algebra students was the 78th percentile.
- The median national percentile of Georgia Coordinate Algebra students was the 64th percentile.

NUMBER OF STUDENTS TESTED

- Catoosa: 277
- State: 15,347

KEY FINDINGS - MATHEMATICS: ANALYTIC GEOMETRY

CRITERION-REFERENCED PERFORMANCE

- Fifty-one percent (51%) of Catoosa County Public School (CCPS) students scored at the proficient levels of 3 and 4 in Analytic Geometry. Fifty-two percent (52%) of Georgia's students scored as proficient or distinguished in Analytic Geometry.
- Eleven percent (11%) of CCPS students scored at the *Distinguished Learner* level (Level 4) in Analytic Geometry. Eighteen percent (18%) of Georgia students scored at the *Distinguished Learner* level in Analytic Geometry.

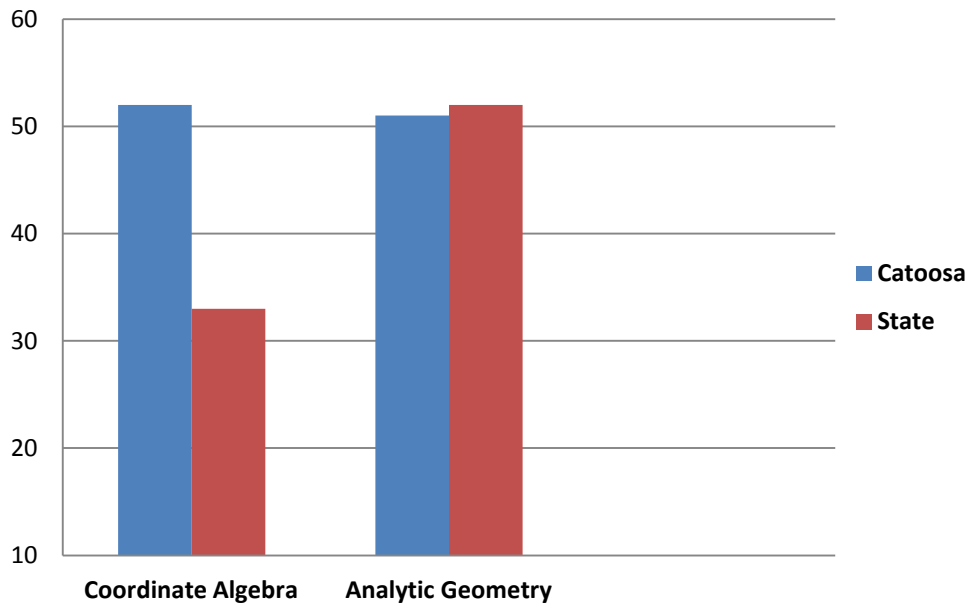
NORM-REFERENCED PERFORMANCE

- The median national percentile of CCPS Analytic Geometry students was the 81st percentile.
- The median national percentile of Georgia Analytic Geometry students was the 83rd percentile.

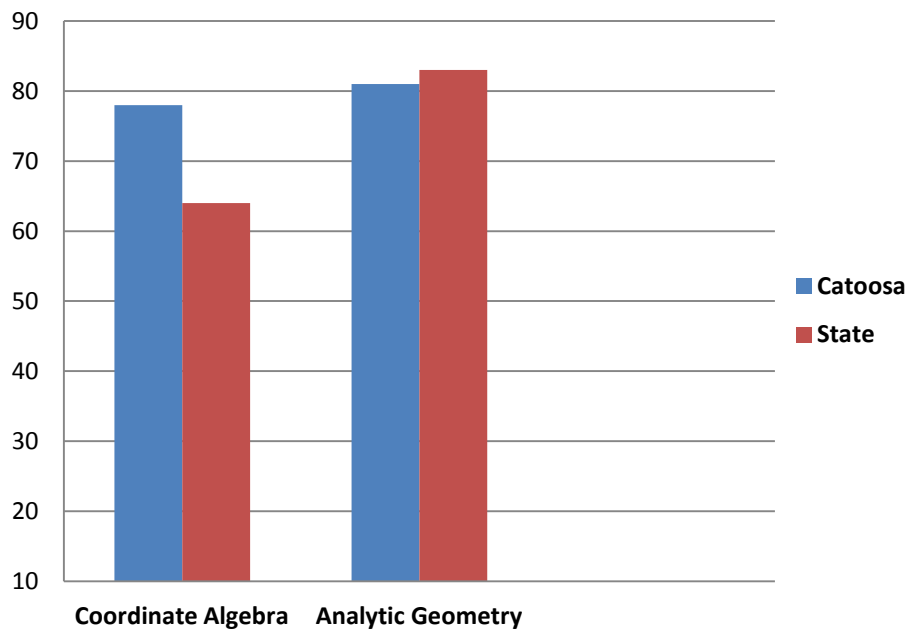
NUMBER OF STUDENTS TESTED

- Catoosa: 272
- State: 23,497

Math: Proficient & Distinguished



Math: Median National Percentile



KEY FINDINGS - SCIENCE: BIOLOGY

CRITERION-REFERENCED PERFORMANCE

- Fifty-one percent (51%) of Catoosa County Public School (CCPS) students scored at the proficient levels of 3 and 4 in Biology. Thirty-eight percent (38%) of Georgia's students scored as proficient or distinguished in Biology.
- Twelve percent (12%) of CCPS students scored at the *Distinguished Learner* level (Level 4) in Biology. Eight percent (8%) of Georgia students scored at the *Distinguished Learner* level in Biology.
- When compared to the percent of students scoring as proficient or distinguished learners, CCPS Biology scores were in the top 25% of Georgia school systems.

NORM-REFERENCED PERFORMANCE

- The median national percentile of CCPS Biology students was the 80th percentile.
- The median national percentile of Georgia Biology students was the 63rd percentile.

NUMBER OF STUDENTS TESTED

- Catoosa: 448
- State: 21,834

KEY FINDINGS - SCIENCE: PHYSICAL SCIENCE

CRITERION-REFERENCED PERFORMANCE

- Thirty-eight percent (38%) of Catoosa County Public School (CCPS) students scored at the proficient levels of 3 and 4 in Physical Science. Twenty-three percent (23%) of Georgia's students scored as proficient or distinguished in Physical Science.
- Six percent (6%) of CCPS students scored at the *Distinguished Learner* level (Level 4) in Physical Science. Four percent (4%) of Georgia students scored at the *Distinguished Learner* level in Physical Science.
- When compared to the percent of students scoring as proficient or distinguished learners, CCPS Physical Science scores were in the top 25% of Georgia school systems.

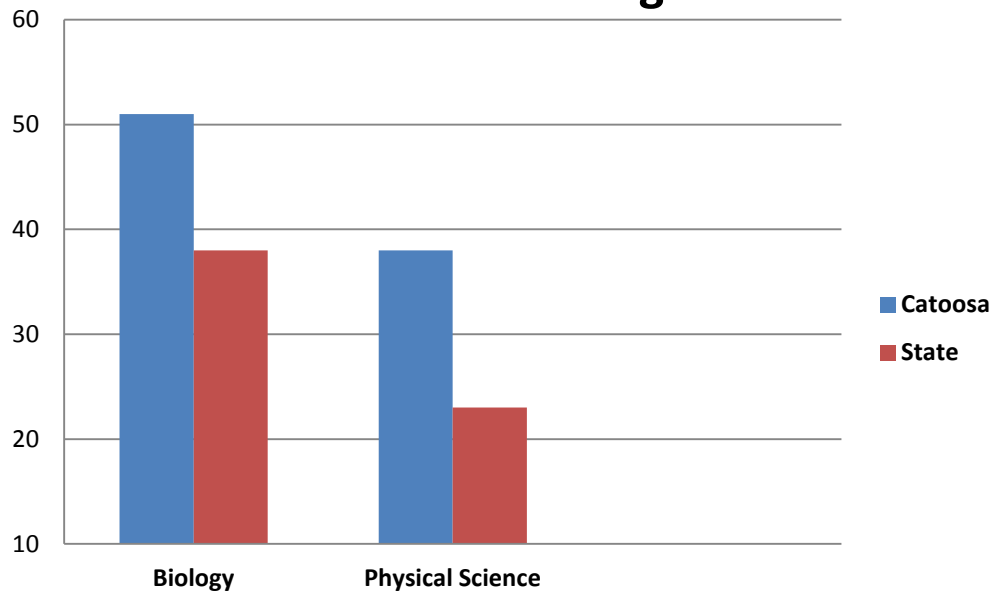
NORM-REFERENCED PERFORMANCE

- The median national percentile of CCPS Physical Science students was the 71st percentile.
- The median national percentile of Georgia Physical Science students was the 55th percentile.

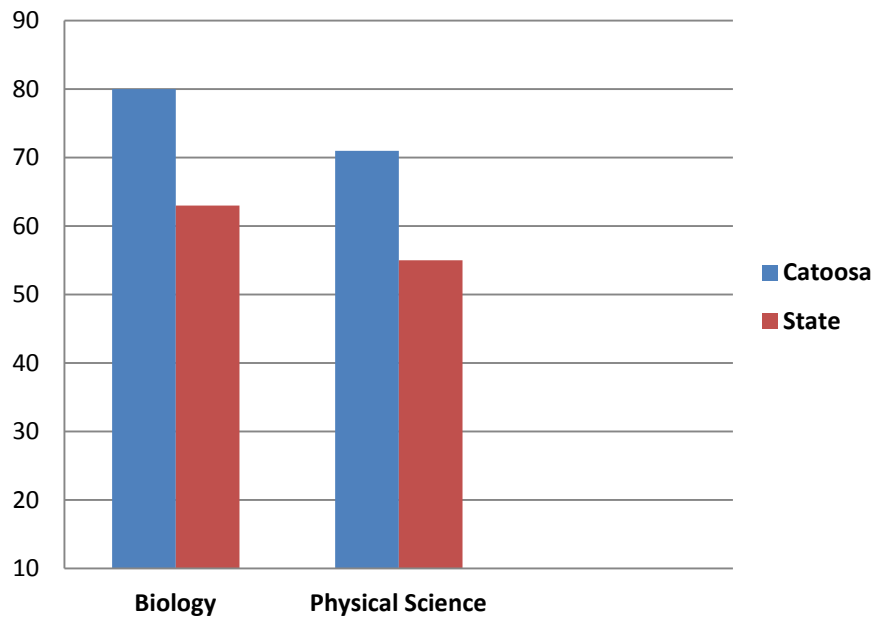
NUMBER OF STUDENTS TESTED

- Catoosa: 461
- State: 13,140

Science: Proficient & Distinguished



Science: Median National Percentile



KEY FINDINGS - SOCIAL STUDIES: U.S. HISTORY

CRITERION-REFERENCED PERFORMANCE

- Forty-three percent (43%) of Catoosa County Public School (CCPS) students scored at the proficient levels of 3 and 4 in U.S. History. Thirty-six percent (36%) of Georgia's students scored as proficient or distinguished in U.S. History.
- Eight percent (8%) of CCPS students scored at the *Distinguished Learner* level (Level 4) in U.S. History. Six percent (6%) of Georgia students scored at the *Distinguished Learner* level in U.S. History.

NORM-REFERENCED PERFORMANCE

- The median national percentile of CCPS U.S. History students was the 55th percentile.
- The median national percentile of Georgia U.S. History students was the 46th percentile.

NUMBER OF STUDENTS TESTED

- Catoosa: 462
- State: 18,268

KEY FINDINGS - SOCIAL STUDIES: ECONOMICS/BUSINESS/FREE ENTERPRISE

CRITERION-REFERENCED PERFORMANCE

- Forty-one percent (41%) of Catoosa County Public School (CCPS) students scored at the proficient levels of 3 and 4 in Economics. Forty-one percent (41%) of Georgia's students scored as proficient or distinguished in Economics.
- Eight percent (8%) of CCPS students scored at the *Distinguished Learner* level (Level 4) in Economics. Eight percent (8%) of Georgia students scored at the *Distinguished Learner* level in Economics.

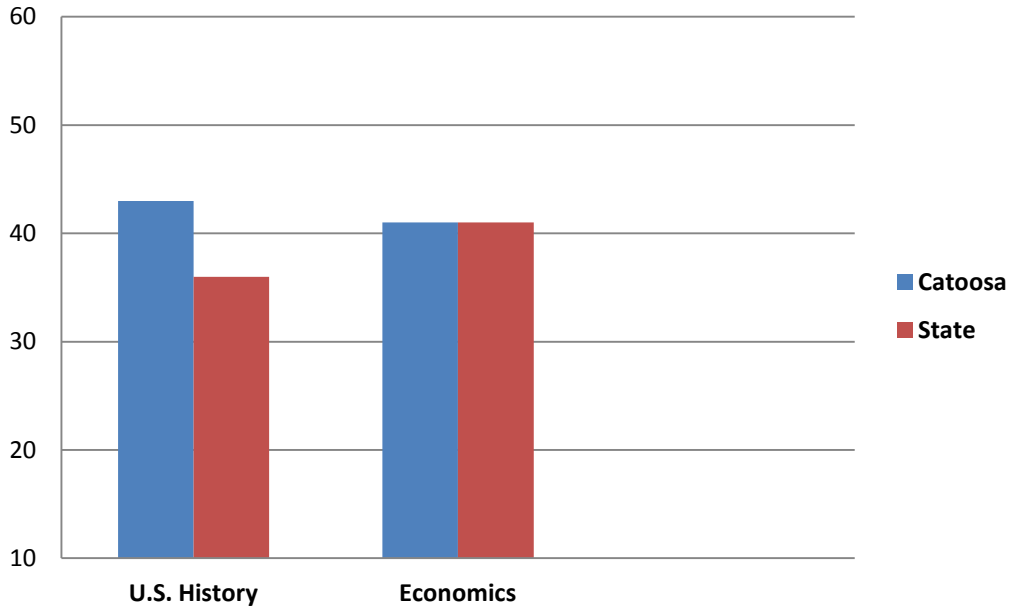
NORM-REFERENCED PERFORMANCE

- The median national percentile of CCPS Economics students was the 56th percentile.
- The median national percentile of Georgia Economics students was the 55th percentile.

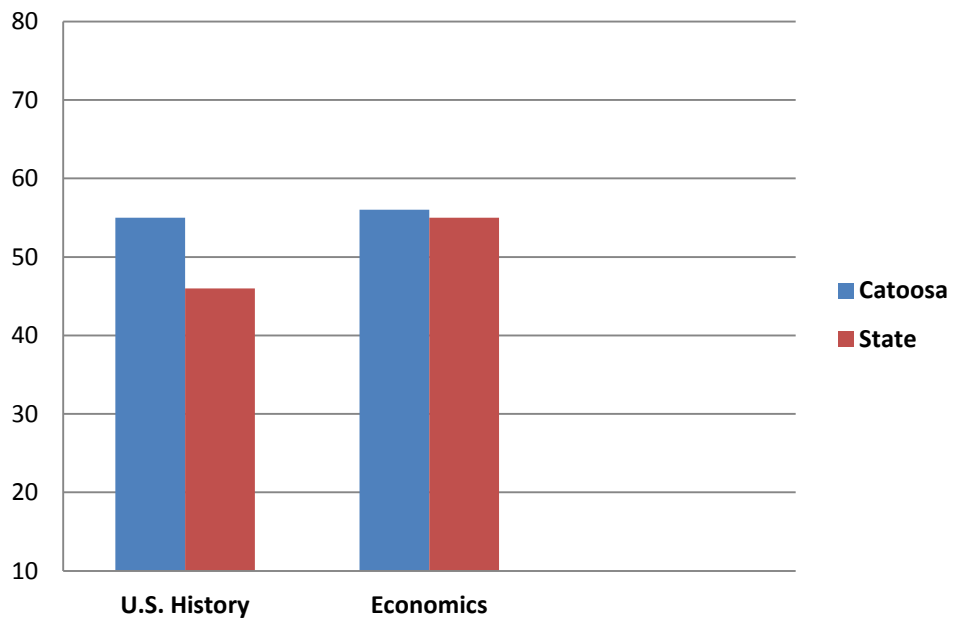
NUMBER OF STUDENTS TESTED

- Catoosa: 385
- State: 45,165

Social Studies: Proficient & Distinguished



Social Studies: Median National Percentile



END-OF-COURSE (EOC)

SPRING 2014-2015

KEY FINDINGS - LANGUAGE ARTS: NINTH GRADE LITERATURE & COMPOSITION

CRITERION-REFERENCED PERFORMANCE

- Thirty-seven percent (37%) of Catoosa County Public School (CCPS) students scored at the proficient levels of 3 and 4 in Ninth Grade Literature and Composition. Thirty-nine percent (39%) of Georgia's students scored as proficient or distinguished in Ninth Grade Literature & Composition.
- Five percent (5%) of CCPS students scored at the *Distinguished Learner* level (Level 4) in Ninth Grade Literature and Composition. Six percent (6%) of Georgia students scored at the *Distinguished Learner* level in Ninth Grade Literature and Composition.
- Seventy-three percent (73%) of CCPS Ninth Grade Literature and Composition students in the school system and the state scored as reading on grade level or above.
- Twenty-eight percent (28%) of CCPS Ninth Grade Literature and Composition students received 3 or 4 points (on a 4 point scale) for the Narrative Writing Response compared to 30% of Ninth Grade Literature students at the state-level.
- On the Extended Writing Task - Trait 1 (Idea Development, Organization, and Coherence) 58% of CCPS Ninth Grade Literature and Composition students received 3 or 4 points (on a 4 point scale) compared to 57% at the state-level. On Trait 2 (Language Usage and Conventions), 85% of CCPS Ninth Grade Literature and Composition students received 2 or 3 points (on a 3 point scale) compared to 86% at the state-level.

NORM-REFERENCED PERFORMANCE

- The median national percentile of CCPS Ninth Grade Literature and Composition students was the 65th percentile.
- The median national percentile of Georgia Ninth Grade Literature and Composition students was the 64th percentile.

NUMBER OF STUDENTS TESTED

- Catoosa: 440
- State: 114,655

KEY FINDINGS - LANGUAGE ARTS: AMERICAN LITERATURE & COMPOSITION

CRITERION-REFERENCED PERFORMANCE

- Thirty-six percent (36%) of Catoosa County Public School (CCPS) students scored at the proficient levels of 3 and 4 in American Literature and Composition. Thirty-six percent (36%) of Georgia's students scored as proficient or distinguished for American Literature and Composition.
- Three percent (3%) of CCPS students scored at the *Distinguished Learner* level (Level 4) in American Literature and Composition. Seven percent (7%) of Georgia students scored at the *Distinguished Learner* level in American Literature and Composition.
- Seventy percent (70%) of American Literature and Composition students in the school system and the state scored as reading on grade level or above.
- Fifty-two percent (52%) of CCPS American Literature and Composition students received 3 or 4 points (on a 4 point scale) for the Narrative Writing Response compared to 56% of American Literature and Composition students at the state-level.
- On the Extended Writing Task - Trait 1 (Idea Development, Organization, and Coherence) 70% of CCPS American Literature and Composition students received 3 or 4 points (on a 4 point scale) compared to 68% at the state-level. On Trait 2 (Language Usage and Conventions), 91% of CCPS American Literature and Composition students received 2 or 3 points (on a 3 point scale) compared to 89% at the state-level.

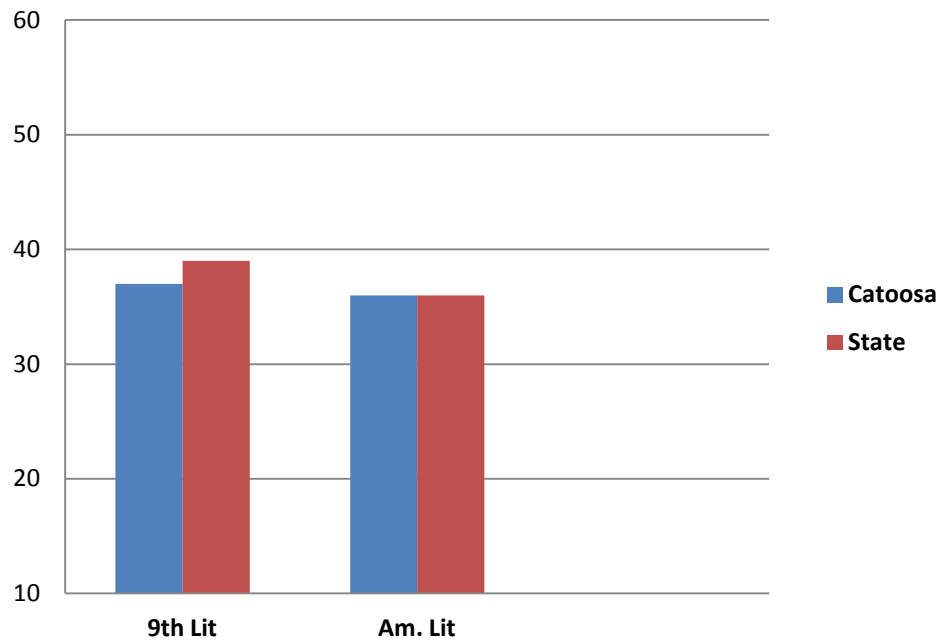
NORM-REFERENCED PERFORMANCE

- The median national percentile of CCPS American Literature and Composition students was the 59th percentile.
- The median national percentile of Georgia American Literature and Composition students was the 60th percentile.

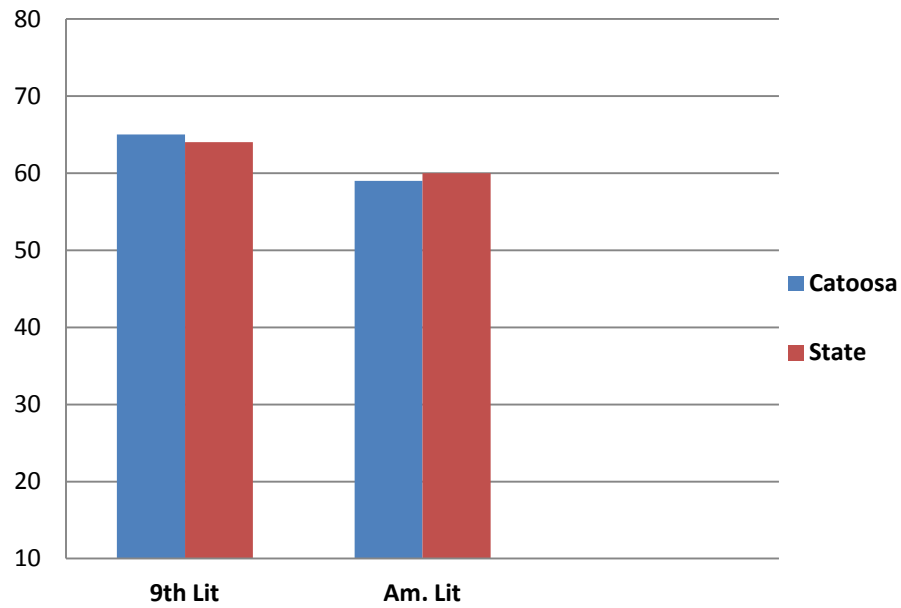
NUMBER OF STUDENTS TESTED

- Catoosa: 384
- State: 94,439

ELA: Proficient & Distinguished



ELA: Median National Percentile



KEY FINDINGS - MATHEMATICS: COORDINATE ALGEBRA

CRITERION-REFERENCED PERFORMANCE

- Thirty-one percent (31%) of Catoosa County Public School (CCPS) students scored at the proficient levels of 3 and 4 in Coordinate Algebra. Thirty-four percent (34%) of Georgia's students scored as proficient or distinguished in Coordinate Algebra.
- Five percent (5%) of CCPS students scored at the *Distinguished Learner* level (Level 4) in Coordinate Algebra. Eight percent (8%) of Georgia students scored at the *Distinguished Learner* level in Coordinate Algebra.

NORM-REFERENCED PERFORMANCE

- The median national percentile of CCPS Coordinate Algebra students was the 61st percentile.
- The median national percentile of Georgia Coordinate Algebra students was the 63rd percentile.

NUMBER OF STUDENTS TESTED

- Catoosa: 731
- State: 130,466

KEY FINDINGS - MATHEMATICS: ANALYTIC GEOMETRY

CRITERION-REFERENCED PERFORMANCE

- Thirty-three percent (33%) of Catoosa County Public School (CCPS) students scored at the proficient levels of 3 and 4 in Analytic Geometry. Twenty-nine percent (29%) of Georgia's students scored as proficient or distinguished in Analytic Geometry.
- Seven percent (7%) of CCPS students scored at the *Distinguished Learner* level (Level 4) in Analytic Geometry. Six percent (6%) of Georgia students scored at the *Distinguished Learner* level in Analytic Geometry.
- When compared to the percent of students scoring as proficient or distinguished learners, CCPS Analytic Geometry scores were in the top 25% of Georgia school systems.

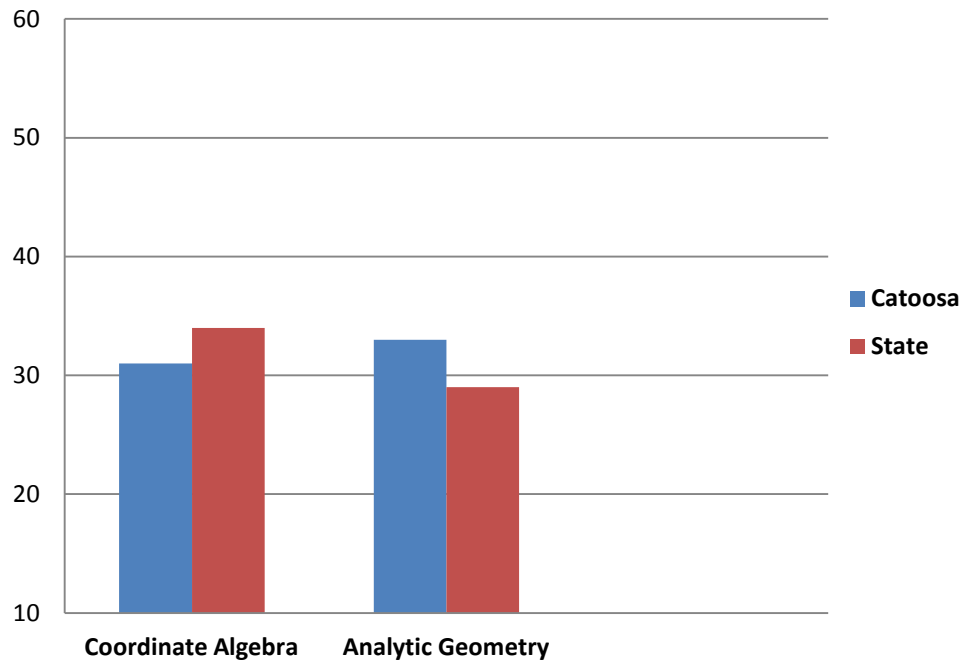
NORM-REFERENCED PERFORMANCE

- The median national percentile of CCPS Analytic Geometry students was the 68th percentile.
- The median national percentile of Georgia Analytic Geometry students was the 65th percentile.

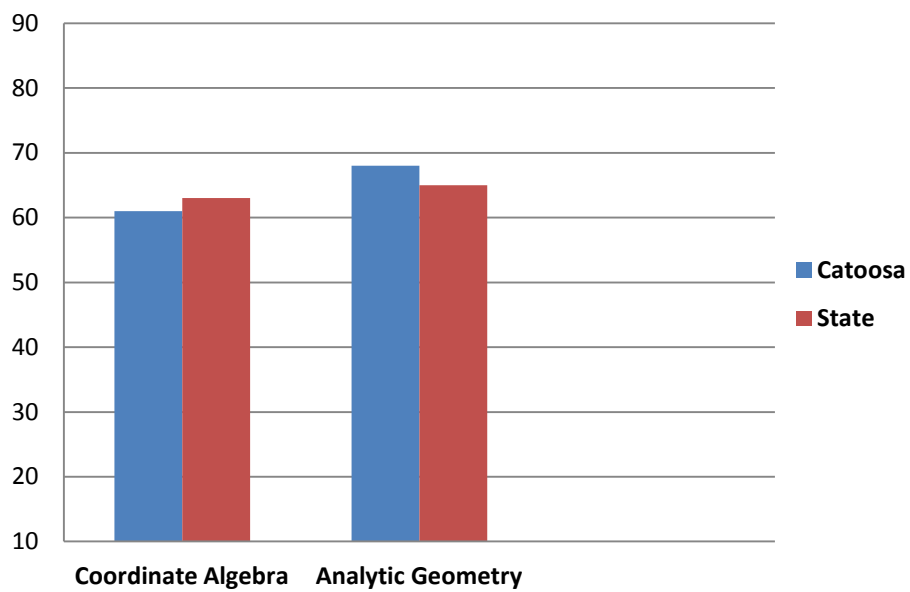
NUMBER OF STUDENTS TESTED

- Catoosa: 646
- State: 104,990

Math: Proficient & Distinguished



Math: Median National Percentile



KEY FINDINGS - SCIENCE: BIOLOGY

CRITERION-REFERENCED PERFORMANCE

- Forty-one percent (41%) of Catoosa County Public School (CCPS) students scored at the proficient or distinguished levels (level 3 or 4) in Biology. Thirty-eight percent (38%) of Georgia's students scored as proficient or distinguished in Biology.
- Nine percent (9%) of CCPS students scored at the *Distinguished Learner* level (Level 4) in Biology. Nine percent (9%) of Georgia students scored at the *Distinguished Learner* level in Biology.

NORM-REFERENCED PERFORMANCE

- The median national percentile of CCPS Biology students was the 69th percentile.
- The median national percentile of Georgia Biology students was the 65th percentile.

NUMBER OF STUDENTS TESTED

- Catoosa: 413
- State: 110,214

KEY FINDINGS - SCIENCE; PHYSICAL SCIENCE

CRITERION-REFERENCED PERFORMANCE

- Thirty-three percent (33%) of Catoosa County Public School (CCPS) students scored at the proficient levels of 3 and 4 in Physical Science. Thirty-one percent (31%) of Georgia's students scored as proficient or distinguished in Physical Science.
- Seven percent (7%) of CCPS students scored at the *Distinguished Learner* level (Level 4) in Physical Science. Five percent (5%) of Georgia students scored at the *Distinguished Learner* level in Physical Science.

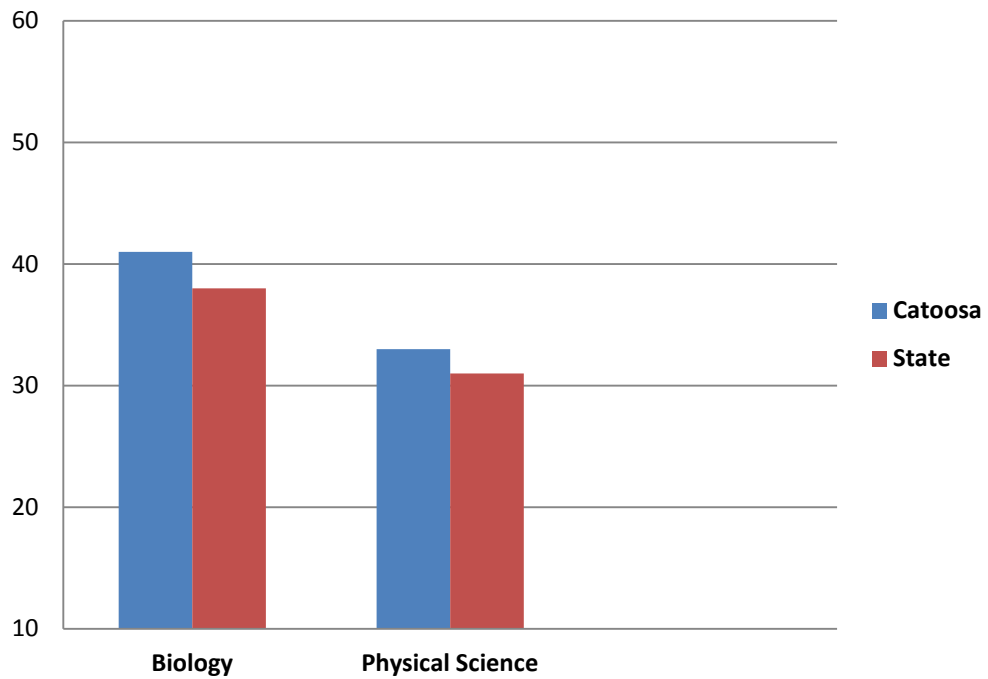
NORM-REFERENCED PERFORMANCE

- The median national percentile of CCPS Physical Science students was the 69th percentile.
- The median national percentile of Georgia Physical Science students was the 62nd percentile.

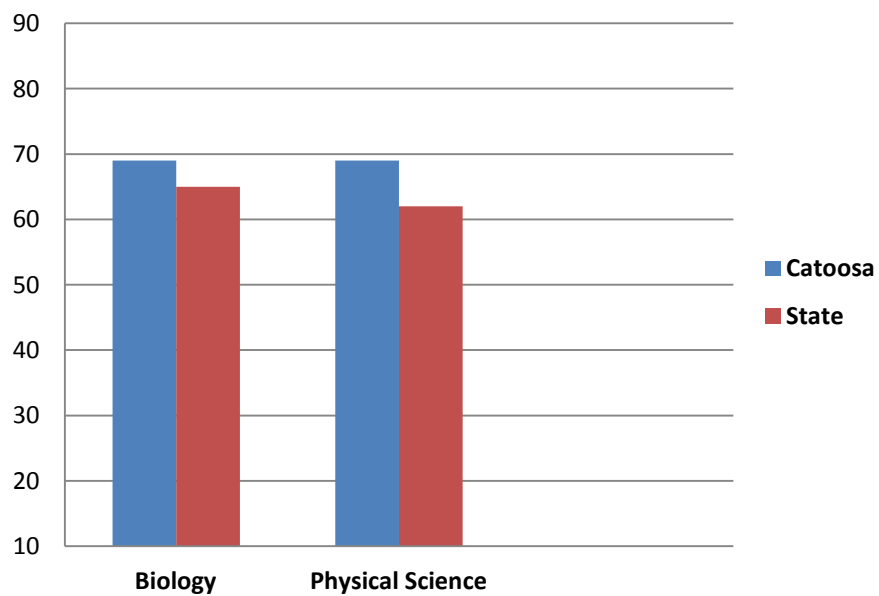
NUMBER OF STUDENTS TESTED

- Catoosa: 380
- State: 78,722

Science: Proficient & Distinguished



Science: Median National Percentile



KEY FINDINGS - SOCIAL STUDIES: U.S. HISTORY

CRITERION-REFERENCED PERFORMANCE

- Forty-seven percent (47%) of Catoosa County Public School (CCPS) students scored at the proficient levels of 3 and 4 in U.S. History. Forty percent (40%) of Georgia's students scored as proficient or distinguished in U.S. History.
- Twelve percent (12%) of CCPS students scored at the *Distinguished Learner* level (Level 4) in U.S. History. Ten percent (10%) of Georgia students scored at the *Distinguished Learner* level in U.S. History.
- When compared to the percent of students scoring as proficient or distinguished learners, CCPS U.S. History scores were in the top 25% of Georgia school systems.

NORM-REFERENCED PERFORMANCE

- The median national percentile of CCPS U.S. History students was the 54th percentile.
- The median national percentile of Georgia U.S. History students was the 52nd percentile.

NUMBER OF STUDENTS TESTED

- Catoosa: 415
- State: 95,763

KEY FINDINGS - SOCIAL STUDIES: ECONOMICS/BUSINESS/FREE ENTERPRISE

CRITERION-REFERENCED PERFORMANCE

- Thirty-six percent (36%) of Catoosa County Public School (CCPS) students scored at the proficient levels of 3 and 4 in Economics. Thirty-seven percent (37%) of Georgia's students scored as proficient or distinguished in Economics.
- Four percent (4%) of CCPS students scored at the *Distinguished Learner* level (Level 4) in Economics. Six percent (6%) of Georgia students scored at the *Distinguished Learner* level in Economics.

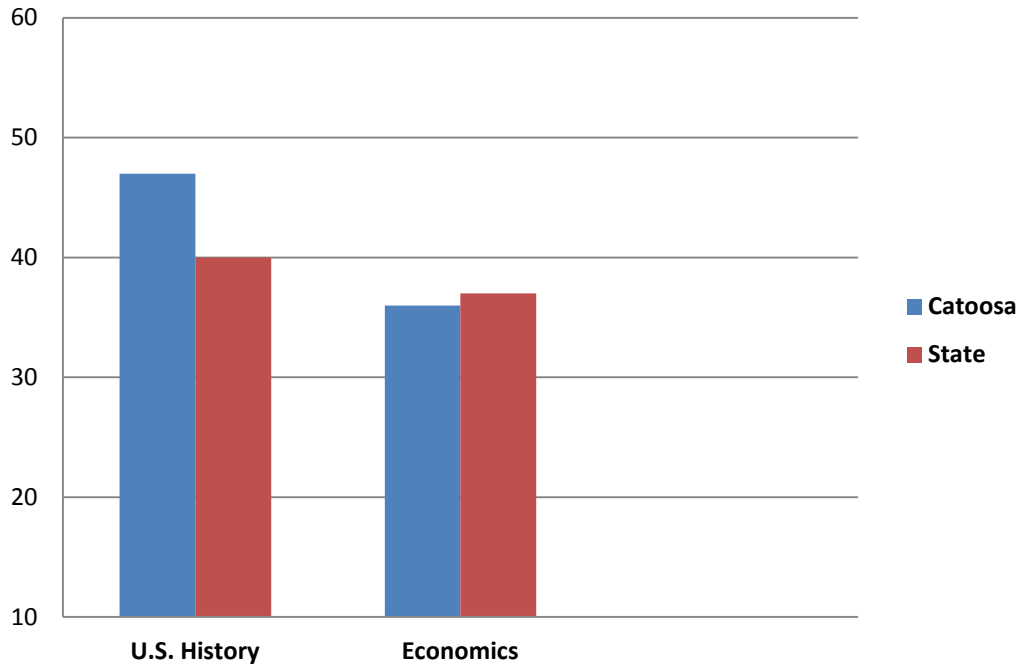
NORM-REFERENCED PERFORMANCE

- The median national percentile of CCPS Economics students was the 49th percentile.
- The median national percentile of Georgia Economics students was the 51st percentile.

NUMBER OF STUDENTS TESTED

- Catoosa: 378
- State: 60,134

Social Studies: Proficient & Distinguished



Social Studies: Median National Percentile

